

CONTENTS

1. Acibadem Labmed Clinic Laboratories
2. Factors Affecting Test Results
3. Sampling
 - 3.1. General Information
 - 3.2. Sampling
 - 3.2.1 Blood Samples
 - 3.2.2 Urine Samples
 - 3.2.3 Microbiology Samples
4. Sample Transfer Conditions
5. Alphabetical Test List

1. ACIBADEM LABMED CLINICAL LABORATORIES

Acibadem Labmed Laboratory is organized to ensure all laboratory services of Acibadem Healthcare Group which is focused primarily on growing and expanding its service network, are carried out from a single point and to the highest standards. It has also been planned to provide services as the reference laboratory to entire Turkey in compliance with the vision of Acibadem Healthcare Group with the intention of providing standard, fast and reliable laboratory services. In July 2004, it was restructured to ensure the provision of providing more efficient services.

Accurate diagnosis and effective treatment can only be achieved with qualified and rapid laboratory support. Our goal is to become your most effective assistant in the treatment of your patients in every case where clinical laboratory findings are required. We are able to provide continuous scientific consultation taking into account of daily developments based on our high analysis quality and qualified staff.

Our laboratory not only provides reliable test results but also the set up to allow you reach your results online in the shortest time.

The working days for each test and their respective reporting dates are given in our catalog. Details are also provided on the sample types, required quantities, transportation conditions, performance methods and special warnings related to each test.

You can follow the tests that are currently available at our laboratory at www.acibademlabmed.com.tr

2. FACTORS AFFECTING THE TEST RESULTS

Patient information changes how the test results and reference intervals are interpreted. Hence, the information of the patient (such as date of birth, gender, prenatal scanning results) should be given in full on the information form.

The importance of laboratories in the diagnosis and follow-up of treatment is increasing day by day. The reliability of test results depends not only on the laboratory performance, but also on factors related to pre-analytical, analytical and post-analytical processes. In recent years, technological developments have facilitated the application of internal and external quality control systems allowing the analytical process to be controlled as much as possible. However, the control of pre-analytical factors that may affect test results is essential for the reliability of the test results reported by the laboratory.

Pre-analytical factors related to the individuals are divided into two categories as changeable and non-changeable ones:

Factors that cannot be changed:

- Age
- Gender
- Race
- Physiological features (such as pregnancy)
- Genetic properties

Changeable factors:

- Nutrition
- Alcohol use
- Cigarette use
- Drug use
- Activity
- Posture
- Circadian rhythm

Factors to be taken into account prior to analysis:

- Preparing the patient
- Taking the sample
- Preparing the sample for analysis and storage

3. SAMPLING

3.1. GENERAL DEFINITIONS:

Fasting: 10-12 hours fasting is preferred for the standardization and techniques used in laboratory procedures. Fasting should not exceed 16 hours.

Drug use: It should be checked whether the medications used by the patient will affect the analyte being measured, and if necessary, they should be discontinued. Blood samples should be taken immediately prior to the last dose in patients on medication.

Posture: Tests to be used in the follow-up of treatments should always be taken in the same posture position . The fluid balance between extracellular and interstitial compartments should be ensured by waiting for at least 5-10 minutes while the patient is lying down or in a sitting position.

ALT, Albumin, ALP, Amylase, AST, Calcium, Cholesterol, IgA, IgM, IgG, Thyroxine, Triglyceride

Exercise: It should be noted that the duration and intensity of an activity might affect some analytes.

It is related to the effect, duration and difficulty of the exercise on body fluids. While the concentration of analytes such as acid phosphatase, ALP, AST, ALT, GH, calcium, chloride, cholesterol, creatinine, phosphorus, total protein, urea and uric acid after heavy exercise increases by 1- 41%, albumin, bilirubin, iron, LDH, potassium, sodium and total lipid concentration are reduced by 1-12%.

Circadian rhythm: Circulating rhythms of analytes should be considered for sampling standardization.

Many analytes in the body fluids show a circadian rhythm during the day. Many factors such as posture, food, stress, activity, daylight, sleep or vigilance can cause these changes. These changes can be high in some cases and the appropriate time for blood sampling needs to be followed carefully . One of the analytes most affected by these changes is cortisol; The highest levels are between 06:00 and 08:00. Another analyte that is prone to fluctuation is serum iron. Serum iron from the samples taken at 8:00 and 14:00 may vary by approximately 50%. Accordingly, the circadian rhythm should be considered in the measurement of analytes, some of which are given in the following list:

Cortisol, ACTH, Sodium, Potassium, Calcium, Chloride, Phosphate, Urea, Creatinine, Uric acid, Iron, Cholesterol, Albumin, Total protein, Total lipid, AST, ALT, Acid phosphatase, ALP, LDH

3.2. RECEIVING THE SAMPLES

Clinical departments; create records for diagnosis, for supporting their diagnosis, for routine controls and for follow-up purposes. In order to ensure the proper follow-up of the records, the samples must be sent together with the respective dispatch notes prepared through the website.

3.2.1 BLOOD SAMPLES

The tubes used in our laboratories are vacutainer and they have hemoguard closure properties. In addition, some tubes with vacutainer have conventional caps. For the tubes whose cap colors are given below, the first cap color represents Hemogard, and the second one represents the conventional cap.

Venous Blood Collection:

- The status of the patient should be checked whether it is appropriate with the required tests or not (fasting , dietary restriction, drug usage, sampling time, etc.). Detailed information on the samples and tests can be found at www.acibademlabmed.com.tr
- The bar-coding process of the sample tube should be carried out carefully . The Name, last name, date of birth and sample number on the barcode should be checked.
- The tourniquet is tied approximately 10 cm above the vessel the blood will be drawn. The tourniquet should not stay on the arm for more than 1 minute and should be loosened immediately after the needle has entered the vein. The pressure applied to the arm should not exceed 60 mmHg.
- The area from which blood will be drawn should be cleaned spiraling out from the center with alcohol and allowed to dry.
- Blood samples are drawn to the appropriate tubes in the order indicated below. in case of blood drawing with an injector, injector piston must not be withdrawn too quickly.
- When drawing blood into tubes containing anticoagulants, tubes must be filled up to the mark on the tubes and they should be gently inverted 8-10 times after blood collection.

Blood Drawing Order:

1. Blood Culture Tube

In order to prevent contamination, the process of taking blood cultures is carried out at the side of patient-care. There are three types of blood culture bottles according to the request and the age of the patient (Aerob, Anaerobic and Pediatric). The color-coded cap of the culture bottle is opened and the rubber section at the bottom of the lid is wiped with 70% alcohol. The plastic part is disinfected with iodine and allowed to dry for one minute. After the first sample has been taken,

the same procedure is carried out from the other area and the second sample is taken.

2. Blue Cap (Citrate)

This type of tube contains sodium citrate. It is required for coagulation analyzes. As the blood anticoagulant ratio should be 9:1 the blood sample should be drawn to the line on the tube. Once the blood is taken, it should be gently inverted 8-10 times.

3. Black Cap (Sodium Citrate)

This type of tube contains sodium citrate and used for erythrocyte sedimentation rate analysis. Once the blood is taken, it should be gently inverted 8-10 times.

4. Red / Yellow Cap

This type of tube contains clot activator and a gel for serum separation. It is used for clinical chemistry tests. After the blood is taken, the tube should be gently inverted 3-4 times to mix with blood. It must never be shaken. The blood clotting takes approximately 30 minutes.

5. Red-Black Cap

The glass tubes do not contain any additives while plastic tubes contain clot activators. Tubes containing clot activator should be gently inverted 3-4 times after taking the blood. They are used for clinical chemistry and serology testing.

6. Orange Cap

The orange-capped tubes are covered with a clot activator containing thrombin to speed up the clotting process and there is also contains gel for serum separation. After drawing the sample, it should be gently turned down 5-6 times to mix the blood with thrombin. It should certainly not be shaken. Blood clotting time is approximately 30 minutes. In our laboratory, orange-capped tubes are used for Biotin test analysis.

7. Green Cap (Lithium Heparin)

This type of tube contains lithium heparin to obtain plasma. It is used for clinical chemistry tests that require to be measured in plasma. Once the blood is taken, it should be gently inverted 8-10 times.

8. Purple Cap (EDTA)

This type of tube contains EDTA. It is required for hematological analyses. Once the blood is taken, it should be gently inverted 8-10 times.

9. Gray Cap (Sodium Fluoride)

This type of tube contains sodium fluoride. Sodium fluoride is an antiglycolytic agent and used for the measurement of glucose and lactate. Once the blood is taken, it should be gently inverted 8-10 times.

After sampling, centrifugation is performed for serum and plasma separation according to the test operation characteristics. Serum with hemolyzed or unambiguously separated cells are not suitable for analysis, therefore centrifugation should be carried out very carefully. After coagulation (approximately half an hour after blood collection), the blood is centrifuged at 1300xg for 10 minutes.

The rotational speed of the centrifuge per minute (RPM) can lead to differences in the rate of precipitation of the centrifuged material depending on the size of the centrifuge and the rotor diameter. In order to eliminate this difference, the RCF(g) measuring unit 'relative centrifugal force' is used for which, the centrifugal rotor diameter is measured and the conversion from RPM to RCF (g) is calculated.

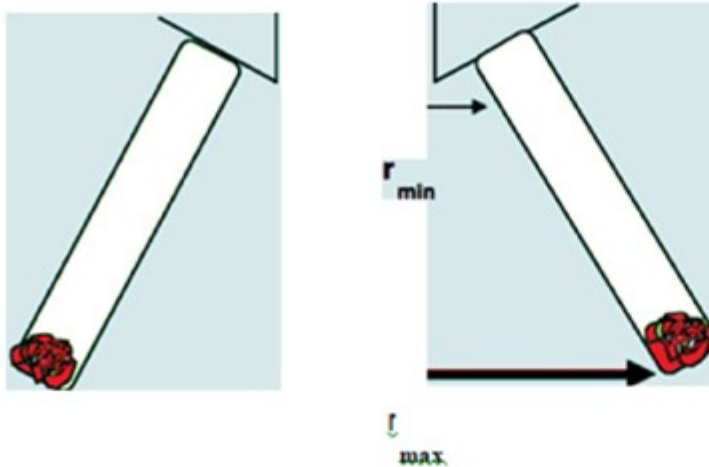
For horizontal angle centrifugation $RCF (g) = 1.118 \times 10^{-5} \times r (mm) \times (RPM)^2$ is used or the following nomogram is applied.



Horizontal Angle Centrifuge

For fixed angle centrifugation $RCF (g) = 1.118 \times 10^{-5} \times r (mid) (mm) \times (RPM)^2$ is used or the following nomogram is applied.

Eksen




Fixed Angle Centrifuge

$$RCF (g) = 1.118 \times 10^{-5} \times r (mid) \times (RPM)^2$$

RCF (g) = Relative Centrifugal Force

RPM = Centrifuge Rotation Speed per Minute r = Rotor Diameter

$$r (mid) = r (max) + r (min)/2$$



Nomogram For Calculating the Relative Centrifugal Force (RCF)

Capillary Blood Collection:

Capillary blood is used for the following tests

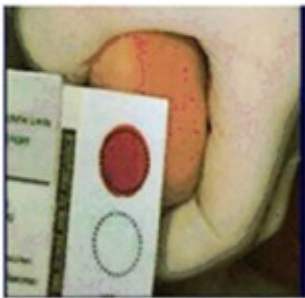
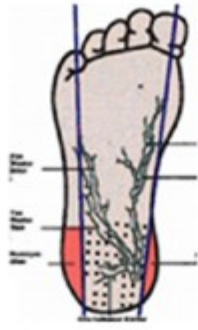
- Metabolic Screening-Aminoacid and Acylcarnitine Profile (Tandem MS)
- Biotinidase, Screening Test
- Phenylketonuria Screening Test (PKU)
- Neonatal TSH

Newborn Screening Tests:

These tests are used for the screening purposes and the detection of congenital metabolic diseases. Blood samples should be collected no earlier than 48 hours after birth and after feeding with breast milk or formula. Collecting samples between 48-72 hours after birth is generally recommended. If the baby is to be transfused, the sample should be taken prior to transfusion.

For samples collected within the first 24 hours of delivery, test should be repeated.

- The most suitable area for sampling is the side of the heel.
- The chosen area for the sampling should be pre-warmed.
- The chosen area for the sampling is disinfected using a sterile gauze with 70% isopropanol and the excess alcohol is dried with a sterile gauze.
- Using a sterile lancet, the area is pierced once.
- The first drop of blood is removed with a sterile gauze (Never to be used again).
- Then, the collection filter paper is pressed on the foot for a new drop of blood until the circles on the filter paper absorb the blood.
- The blood should not be so much that it overflows the circles, nor should it fail to fill the circles fully.
- It must be ensured that the blood penetrate the filter paper.
- If a circle could not absorb sufficient amount of blood sample, trying to make the same area absorb more than one drop should be avoided, and the process should be repeated on a new circle.
- Filter paper containing at least two rings is needed for phenylketonuria or neonatal metabolic scanning tests.
- Filter paper is dried at room temperature for at least 3 hours horizontally and away from sunlight, dust, moisture and heat. Artificial heat should not be used for the drying process. The filter paper should be delivered to the laboratory within 24 hours in a clean envelope after it has completely dried.



3.2.2 URINARY SAMPLES

The urine sample to be collected depends on the ordered tests. Urine samples can be collected randomly or for 24 hours.

Spot Urine

- Urine samples taken at any time of the day.
- A morning urine sample should be preferred since it is more concentrated for microscopic examination and pregnancy

Medium-flow Urine

- This type of urine sampling is used in urine cultures in microbiology.
- In males, the urethral orifice, in females the genital area is wiped once with a hygienic wipe from front to back with a single movement.
- The area then dried with a sterile gauze.
- The first part of urine is discharged at the toilet, then the middle-flow urine sample is taken into the the sterile sample container and the remaining urine is again discharged out.
- Lid of the sample container is carefully closed and care must be taken not to touch the inside the lid.

24 Hour Urinary Samples

For the stabilization of the parameters to be analyzed, it is necessary to check whether a preservative is required. If necessary, a preservative should be added to the urine container before starting the urine sample collection. The patient should be advised not to remove the preservatives from the urine collection container in any way, to keep the collection container upright and not to urinate directly into the container. When the collection process is complete, the urine should be gently mixed in the container, the volume should be measured and sufficient quantity should be sent to the laboratory with the necessary information. During the collection, care should be taken to store urine samples in a refrigerator away from sunlight, if possible .

The first urine sample to be obtained in the morning is the most concentrated sample and is important in microscopic examinations and in determination of analytes that are not normally found in urine.

24-hour urine sample collection:

- Patient empties his/her bladder by discharging the first urine of the day into the toilet.
- This time is recorded as the time to begin the collection of urine
- All urine is collected in the sample container for 24 hours.
- The collection process is ended by adding the first urine of the other day and urine volume is recorded.
- The urine sample should be kept in a dark and cool environment during collection.
- For some tests, urine should be collected in containers with preservatives . In such cases, the preservative should be added into the container before starting to collect urine, and after adding each urine sample during the collection process, the container should be mixed gently.

Urine Preservatives:

The role of urine preservatives is to reduce bacterial contamination, prevent chemical decomposition, reduce the oxidation of unstable compounds and keeping the analytes to be measured in a soluble form.

Detailed information on preservatives that need to be added to urine samples can be found at www.acibademlabmed.com.tr

3.2.3. MICROBIOLOGY SAMPLES

General rules of microbiologic sampling:

- Samples should be taken prior to antibiotic usage, as appropriate.
- Samples should be taken at appropriate times (e.g, in the morning for the culture of tuberculosis from the first sputum sample).
- A suitable and sufficient sample should be taken.
- For skin culture samples, the skin surface should be decontaminated with 70% alcohol, chlorhexidine or iodine with two minutes allowed to pass before sample collection.
- Samples should be taken from the infected area, taking care to avoid contamination from nearby tissue or secretions.
- Only tissue and aspirate samples should be taken from the infected area. Swab samples are unsuitable.
- It is vital to indicate where the sample has been taken.
- It is not appropriate to place different sample types in a single sample cup and request culture antibiogram tests for such samples.
- The samples should be delivered to the laboratory under the fastest and most appropriate conditions.

Blood Culture Samples:

Taken according to the sampling rules above specified for blood collection.

Sampling for Fungi:

Hair: Should be taken by removing from the follicle. Scalp skin rashes can be taken. Hair that has been cut is not a suitable sample for the examination.

Nail: Cleaned with 70% alcohol. Extraction of the upper part of the nail with a scalpel can be appropriate. Sampling can also be carried out by cutting or scraping the nail.

Skin: Cleaned with 70% alcohol. A skin scraping sample is taken from the lesion border with a scalpel.

Samples of Respiratory Tract:

Cultures of tracheal aspirate, bronchoalveolar lavage and brush samples for bacterial agents are studied under the title of "Quantitative Culture of Respiratory Secretions" and the results are provided quantitatively by diluting the sample.

Tracheal aspirate: The sample should be sent to the laboratory in a sterile, screw-cap container. If the sample cannot be sent immediately, it must be stored at 2-8 °C in the refrigerator. Samples under 1 ml should not be sent to the laboratory.

Bronchoalveolar Lavage (BAL): The presence of anesthetic gel will have an antimicrobial effect and should not be used during sampling. Sample should be sent to the laboratory in a sterile screw cap container. If the sample cannot be sent immediately, it must be stored at 2-8°C in the refrigerator.

Brush Samples: Brush samples should be sent to the laboratory in sterile containers containing 1 mL sterile NaCl serum.

Sputum: The mouth should be rinsed with tap water (this procedure is not applied in tuberculosis culture samples). The patient should take a deep breath and cough a few times before giving the sample into a sterile container.

Sampling from the Throat and Tonsils: Nothing must be eaten before sampling and no mouthwash or disinfectant should be used. The sample is taken without touching the mucosa of the mouth, avoiding contact with saliva, and pressing and rotating the tonsils, pharynx and nasopharynx. The sample should be taken using both cotton and rayon swabs at the same time in patients who require both throat culture and Streptococcus pyogenes antigen test (Strep-A test). If the samples cannot be sent to the laboratory within two hours, they should be stored at room temperature for up to 24 hours.

Abscess/PIU Samples:

Skin surface should be decontaminated with 70% alcohol and 1-2% iodine. Purulent material is taken using a sterile injector. Sample should be transported to the laboratory within the appropriate transport container (Anaerobic transport cap/syringe, hemiated KI thioglycolate medium, etc.).

Note: Swab samples are not very high quality samples since they dry very quickly and contain a limited amount of sample. Swab samples are also unsuitable for microbacterial cultures.

Urine Sample:

Urine samples to be taken; are the mid-flow urine, catheter, cystoscopic or suprapubic urine samples. If the sample is taken by an invasive method, it must be stated. It is appropriate to take the morning urine or the urine that has been in bladder for at least three hours.

Taking mid-stream urine sample from women: First, hands should be washed and the genital area washed from front to back. The area is then cleaned from the front to back with sterile cleaning wipes and dried with a sterile gauze. The first part of the urine is discharged into the toilet while the mid-stream urine portion (5-10 mL) is taken into the sterile urine container. The final part of the urine is discharged into the toilet again.

Taking mid-stream urine sample from men: First, hands should be washed and the genital area washed. The urethral orifice is cleaned with sterile cleaning wipes and dried with a sterile gauze. The first part of the urine is discharged into the toilet while the mid-stream urine portion (5-10 mL) is taken into the sterile urine container. The final part of the urine is discharged into the toilet again.

Urine sample taking through suprapubic aspiration: The bladder is not emptied after 24.00 in the evening. Plenty of fluids are drunk in the morning and approximately three hours later, the sample is taken from the disinfected suprapubic area.

All urine culture samples should be taken into sterile containers. When culture growth occurs in culture, identification and antibiotic susceptibility tests are carried out with the help of automated devices and supplied with MIC values.

Unsuitable conditions: Samples arriving at the laboratory in non-sterile or leaking containers, more than one sample taken within 24 hours, delays in the transport of sample to the laboratory (more than two hours at room temperature or more than 24 hours at 2-8°C), samples taken from catheter bags. Frozen samples are not accepted.

Cerebrospinal Fluid (CSF) and Other Body Fluids:

Collection of culture samples: Samples taken for CSF cultures should be stored and transported at room temperature. 1 ml of cerebrospinal fluid should be sent to the laboratory in a sterile tube. Each sample tube must be sent in a Falcon tube for protection purposes and then in a locked pouch. CSF samples are stable for 24 hours at room temperature. Samples stored at 2-8°C and frozen samples are unsuitable.

Other Body fluids: Amniotic fluid, pericardial, peritoneal, synovial, thoracentesis materials and other body fluid samples should be sent to the laboratory in blood culture bottles where possible. A sample taken from the body fluid itself should

be transferred to a 5 ml sterile tube and sent to the laboratory. Each sample tube should be placed in a locked bag and then in a falcon tube for protection purposes. Samples are stable for 24 hours at room temperature. Samples stored at 2-8°C and frozen samples are unsuitable.

Sampling for Cell Count (CSF and other body fluids):

Samples of body fluids taken for cell counting should be sent in anticoagulant tubes. Samples for CSF cell counts should be sent in non-anticoagulant sterile tubes.

Samples of Gaita:

Gaita (feces) samples are taken in a clean container. Samples are delivered to the laboratory in a short time. Samples that are suspected of containing "Entamoeba histolytica" should be delivered to the laboratory within half an hour.

Samples taken for ARB staining, Tuberculosis culture and Tuberculosis PCR:

The sputum sample should be taken from the first sputum in the morning and the amount should not be less than 5 ml. If a urine sample is to be taken, the first urine in the morning should be taken in full.

In order to increase the sensitivity of ARB examinations with urine and sputum samples, it is recommended that the examination carried out with separate samples taken on three consecutive days.

Samples of CSF (cerebrospinal fluid) and body fluids should not be less than 5 ml. Samples should be sent to the laboratory in a sterile, screw-cap container. If the sample cannot be sent immediately, it should be stored at 2-8°C. Multiple samples taken from the same area within 24 hours, dry materials, non-sterile or leaking containers, sputum less than 2 ml and inadequate nature (saliva weighted) or body fluids less than 1 mL, materials sent without the swabs are unsuitable.

4. SAMPLE TRANSFER CONDITIONS

Samples are to be delivered to our laboratory in the transfer bags that are designed to prevent environmental influence and in the line with the transport temperatures found in the test information. While the samples collected by contracted healthcare institutions within the province are delivered to us by couriers, samples collected by healthcare institutions in other provinces are delivered to us by domestic cargo companies.

The most common reasons for requesting repeat for a sample for the laboratory tests are;

-Factors affecting the test results (Hemolysis, lipemia, etc.)

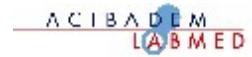
- Inadequate quantities of samples for tests

-Failure to send samples requiring special conditions in an appropriate way (samples that should arrive frozen, 24-hour urine samples that should be collected with a preservative, samples that need to be protected from light, etc.)

Detailed information about the tests and samples can be found at www.acibademlabmed.com.tr

Please call our laboratory for any tests not included on our test list.

ALPHABETIC TEST LIST



05.02.2024

SPECIMEN TYPE	CONTAINER	VOLUME	TRANSPORT	METHODOLOGY	PERFORMED	REPORTED
---------------	-----------	--------	-----------	-------------	-----------	----------

Laboratory Services

C8200301 Acetaminophen (Paracetamol)

Serum	Plain Tube	0.3 mL	2-8°C	LC-MS/MS	Mon 12:00 Fri 12:00	Tue 18:00 Sat 18:00
-------	------------	--------	-------	----------	------------------------	------------------------

Serum: Unacceptable Conditions: Separator tubes, grossly hemolyzed specimens. Specimens collected in sodium heparine are also acceptable.

C8200903 Acetone, Quantitative

Urine, Random	Plastic Collection Cup	1 mL	2-8°C	GC-FID	Mon-Fri 08:00	8 days
---------------	------------------------	------	-------	--------	---------------	--------

C8200902 Acetone/keton, Urine, Qualitative

Urine, Random	Plastic Collection Cup	1 mL	2-8°C	MANUAL	Mon-Sat	2 hours
---------------	------------------------	------	-------	--------	---------	---------

C8625610 Acetylcholine Receptor Antibody

Serum	Separator Tube	1 mL	2-8°C	RIA	Fri 08:00	Wed 18:00
-------	----------------	------	-------	-----	-----------	-----------

C8406001 Acid Phosphatase

Serum	Separator Tube	0.5 mL	2-8°C	ENZYMATIC	Wed 08:00	Thu 18:00
-------	----------------	--------	-------	-----------	-----------	-----------

Serum: Samples should be separated after specimen clot completely at room temperature.

C8406601 Acid Phosphatase, Prostatic

Serum	Separator Tube	1 mL	2-8°C	ENZYMATIC	Wed 08:00	Thu 18:00
-------	----------------	------	-------	-----------	-----------	-----------

C8040005 ACTH Stimulation Test (Cortisol and 17-alpha-OH Progesterone)

Serum	Separator Tube	4 mL	2-8°C	CLIA, LC-MS/MS	Mon 08:00 Thu 08:00	Tue 18:00 Fri 18:00
-------	----------------	------	-------	----------------	------------------------	------------------------

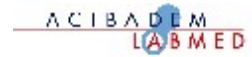
Serum: Timed specimen at 0., 30. and 60. min for Cortisol and 17-alpha-OH Progesteron analysis.

C8040006 ACTH Stimulation Test (Cortisol, 17-alpha-OH Progesterone and DHEA-S)

Serum	Separator Tube	6 mL	2-8°C	CLIA, LC-MS/MS	Mon 08:00 Thu 08:00	Tue 18:00 Fri 18:00
-------	----------------	------	-------	----------------	------------------------	------------------------

Serum: Fasting is required for at least 8 hours. The patient should be rested for 30 minutes before drawing the sample. Function Tests Sample Follow-up Form should be sent with the sample. In adults, 250 ug cosyntropin (Cortrosyn) i.v. given. Blood samples are drawn once before Cortrosyn administration and at the 30th and 60th minutes after the administration of Cortrosyn. Stimulation test; - Cortisol, 0 minutes, - Cortisol, 30 minutes, - Cortisol, 60 minutes, -17-alpha-hydroxyprogesterone, 0 minutes, -17-alpha-hydroxyprogesterone, 30 minutes, -17-alpha-hydroxyprogesterone, 60th minute -DHEA-S, 0 minutes, -DHEA-S, 30 minutes, -DHEA-S, 60th minutes measurements are made.

ALPHABETIC TEST LIST



05.02.2024

SPECIMEN TYPE	CONTAINER	VOLUME	TRANSPORT	METHODOLOGY	PERFORMED	REPORTED
---------------	-----------	--------	-----------	-------------	-----------	----------

C8040002 ACTH Stimulation Test (Cortizol)

Serum	Separator Tube	2 mL	2-8°C	CLIA	Mon-Sat 12:00	Mon-Sat 18:00
-------	----------------	------	-------	------	---------------	---------------

Serum: Fasting is required for at least 8 hours. The patient should be rested for 30 minutes before drawing the sample. Function Tests Sample Follow-up Form should be sent with the sample. In adults, 250 ug cosyntropin (Cortrosyn) i.v. given. Blood samples are drawn once before Cortrosyn administration and at the 30th and 60th minutes after the administration of Cortrosyn. Stimulation test; - Cortisol, 0 minutes, - Cortisol, 30 minutes, - Cortisol, 60th minute measurements are made. Patients should discontinue use of glucocorticoid-containing drugs 24 hours before loading (hydrocortisone, prednisolone).

C8040003 ACTH Stimulation Test (17-alpha-OH progesterone)

Serum	Separator Tube	2 mL	2-8°C	LC-MS/MS	Mon 08:00 Thu 08:00	Tue 18:00 Fri 18:00
-------	----------------	------	-------	----------	------------------------	------------------------

Serum: Timed specimen at 0., 30. and 60 min for 17-alpha-OH Progesteron.

C8779915 Actinomyces DNA (PCR)

Bronchoalveolar Lavage	Biologic Fluid Tube	1 mL	2-8°C	PCR	Mon-Fri 08:00	1 week
Pus	Biologic Fluid Tube	1 mL	2-8°C	PCR		
Sputum	Plastic Collection Cup	1 mL	2-8°C	PCR		
Tissue Sample	Plastic Collection Cup	1 gr	2-8°C	PCR		
Transtracheal Aspirate	Biologic Fluid Tube	1 mL	2-8°C	PCR		
Vaginal Discharge	Nucliswab	0	2-8°C	PCR		
Young Bacteria	Plate	0	2-8°C	PCR		

Vaginal Discharge: PCR swab samples should be transported into sterile saline.

C8530701 Activated Protein-C Resistance (APC)

The plasma sample should be frozen by portioning it into at least two separate tubes.

Plasma (Citrate), Frozen	Blue (Sodium citrate)	0.5 mL	<0°C	COAGULOMETRY	Mon 08:00	Wed 18:00
--------------------------	-----------------------	--------	------	--------------	-----------	-----------

C8925631 Acute Gastroenteritis Panel

Test countains; Adenovirus Antigen, Stool, Rotavirus Antigen, Norovirus Antigen, Microscopic Examination, Stool, Culture, Stool.

Stool	Plastic Collection Cup	10 gr	2-8°C		Mon-Sat 12:00	3 days 17:00
-------	------------------------	-------	-------	--	---------------	--------------

Stool: Test countains; Adenovirus Antigen, Stool, Rotavirus Antigen, Norovirus Antigen, Microscopic Examination, Stool, Culture, Stool

C8676513 Acute Hepatitis Viral Panel

Test countains; Hepatitis A Antibody, IgM (anti-HAV IgM), Hepatitis B s Antigen (HBsAg), Hepatitis C Antibody (anti-HCV), Hepatitis Bc Antibody IgM (anti-HBc IgM), Hepatitis E Antibody, IgM, Hepatitis Delta Antigen.All sample types defined in the test panel are required.

Plasma (EDTA)	Lavender (EDTA)	2 mL	2-8°C		Tue 08:00	Wed 18:00
Serum	Separator Tube	2 mL	2-8°C			

ALPHABETIC TEST LIST



05.02.2024

SPECIMEN TYPE	CONTAINER	VOLUME	TRANSPORT	METHODOLOGY	PERFORMED	REPORTED
C8818013 Acute Leukemia Panel, Biologic Fluid						
Please contact with the laboratory before collecting the sample. Send specimen in original tube. Do not aliquot. Fill the "Acibadem Labmed Flow Cytometry Tests Request Form"						
Biologic Fluid	Lavender (EDTA)	5 mL	18-24°C	FLOW CYTOMETRY	Mon-Sat 08:00	4 days
C8818012 Acute Leukemia Panel, Bone Marrow						
Please contact with the laboratory before collecting the sample. Send specimen in original tube. Do not aliquot. Fill the "Acibadem Labmed Flow Cytometry Tests Request Form"						
Bone Marrow	Lavender (EDTA)	5 mL	18-24°C	FLOW CYTOMETRY	Mon-Sat 08:00	4 days
C8818011 Acute Leukemia Panel, Whole Blood						
Please contact with the laboratory before collecting the sample. Send specimen in original tube. Do not aliquot. Fill the "Acibadem Labmed Flow Cytometry Tests Request Form"						
Whole Blood (EDTA)	Lavender (EDTA)	5 mL	18-24°C	FLOW CYTOMETRY	Mon-Sat 08:00	4 days
C8818028 Acute Megakaryoblastic Leukemia Panel, Biologic Fluid						
Please contact with the laboratory before collecting the sample. Send specimen in original tube. Do not aliquot. Fill the "Acibadem Labmed Flow Cytometry Tests Request Form"						
Biologic Fluid	Lavender (EDTA)	5 mL	18-24°C	FLOW CYTOMETRY	Mon-Sat 08:00	4 days
C8818027 Acute Megakaryoblastic Leukemia Panel, Bone Marrow						
Please contact with the laboratory before collecting the sample. Send specimen in original tube. Do not aliquot. Fill the "Acibadem Labmed Flow Cytometry Tests Request Form"						
Bone Marrow	Lavender (EDTA)	5 mL	18-24°C	FLOW CYTOMETRY	Mon-Sat 08:00	4 days
C8818026 Acute Megakaryoblastic Leukemia Panel, Whole Blood						
Please contact with the laboratory before collecting the sample. Send specimen in original tube. Do not aliquot. Fill the "Acibadem Labmed Flow Cytometry Tests Request Form"						
Whole Blood (EDTA)	Lavender (EDTA)	5 mL	18-24°C	FLOW CYTOMETRY	Mon-Sat 08:00	4 days
C8499920 Adalimumab, Serum ²						
Serum	Separator Tube	3 mL	2-8°C	ELISA	Tue 08:00	2 weeks
Serum: The serum should be separated from the cells within 2 hours .						
C8661104 ADAMTS13 Activity						
Plasma (Citrate), Frozen	Blue (Sodium citrate)	1 mL	<0°C	ELISA	Mon-Wed-Sat 14:00	3 days
C8661103 ADAMTS13 Antigen						
Plasma (Citrate), Frozen	Blue (Sodium citrate)	1 mL	<0°C	ELISA	Tue 12:00	Thu 18:00

Acibadem Labmed Medical Laboratory is granted fixed and flexible scope accreditation according to TS EN ISO 15189 by TURKAK (AB-0001-TL). Sign (1) shows accredited tests and sign (2) shows tests analyzed in accredited partner laboratory, Labmed Dortmund MVZ. Sign (3) shows tests analyzed in Central Laboratory.

ALPHABETIC TEST LIST

05.02.2024

SPECIMEN TYPE	CONTAINER	VOLUME	TRANSPORT	METHODOLOGY	PERFORMED	REPORTED
C8661105 ADAMTS13 Inhibitor						
Plasma (Citrate), Frozen	Blue (Sodium citrate)	1 mL	<0°C	ELISA	Tue 12:00	Thu 18:00
C9519911 Adenosine Deaminase (ADA), CSF						
CSF	Biologic Fluid Tube	1 mL	2-8°C	PHOTOMETRY	Tue 08:00 Fri 08:00	Cum 18:00 Fri 18:00
C9519913 Adenosine Deaminase (ADA), Pericardial Fluid						
Pericardial Fluid	Biologic Fluid Tube	2 mL	2-8°C	PHOTOMETRY	Tue 08:00 Fri 08:00	Cum 18:00 Fri 18:00
C9519915 Adenosine Deaminase (ADA), Peritoneal Fluid						
Peritoneal Fluid	Biologic Fluid Tube	2 mL	2-8°C	PHOTOMETRY	Tue 08:00 Fri 08:00	Cum 18:00 Fri 18:00
C9519912 Adenosine Deaminase (ADA), Pleural Fluid						
Pleural Fluid	Biologic Fluid Tube	2 mL	2-8°C	PHOTOMETRY	Tue 08:00 Fri 08:00	Cum 18:00 Fri 18:00
C9519916 Adenosine deaminase (ADA), Synovial fluid						
Synovial fluid	Biologic Fluid Tube	2 mL	2-8°C	PHOTOMETRY	Tue 08:00 Fri 08:00	Cum 18:00 Fri 18:00
C9519914 Adenosine Deaminase (ADA), Serum						
Serum	Separator Tube	1 mL	2-8°C	PHOTOMETRY	Tue 08:00 Fri 08:00	Cum 18:00 Fri 18:00
C8660303 Adenovirus Antibody, I gA³						
Serum	Separator Tube	1 mL	2-8°C	EIA	Fri 08:00	Mon 18:00
C8660306 Adenovirus Antibody, I gM						
Serum	Separator Tube	1 mL	2-8°C	EIA	Fri 08:00	Mon 18:00

Acibadem Labmed Medical Laboratory is granted fixed and flexible scope accreditation according to TS EN ISO 15189 by TURKAK (AB-0001-TL). Sign (1) shows accredited tests and sign (2) shows tests analyzed in accredited partner laboratory, Labmed Dortmund MVZ. Sign (3) shows tests analyzed in Central Laboratory.

ALPHABETIC TEST LIST

05.02.2024

SPECIMEN TYPE	CONTAINER	VOLUME	TRANSPORT	METHODOLOGY	PERFORMED	REPORTED
C8730103 Adenovirus Antigen, Respiratory specimen						
Nasopharyngeal Aspirate	Biologic Fluid Tube	2 mL	2-8°C	IMMUNOASSAY	Mon-Sat 12:00	Mon-Sat 18:00
Nasopharyngeal Swab	Dacron/ Rayon Swab	0	2-8°C	IMMUNOASSAY		
Sputum	Plastic Collection Cup	0	2-8°C	IMMUNOASSAY		
Throat Swab	Dacron/ Rayon Swab	0	2-8°C	IMMUNOASSAY		
C8730102 Adenovirus Antigen, Stool						
Stool	Plastic Collection Cup	1 gr	2-8°C	IMMUNOASSAY	Mon-Sat 12:00	Mon-Sat 18:00
C8779807 Adenovirus DNA (PCR)						
Bronchoalveolar Lavage	Biologic Fluid Tube	2 mL	2-8°C	PCR	Mon-Fri 08:00	1 week
Nasopharyngeal Swab	Swap	0	2-8°C	PCR		
Plasma (EDTA)	Lavender (EDTA)	2 mL	2-8°C	PCR		
Sputum	Plastic Collection Cup	2 mL	2-8°C	PCR		
Stool	Plastic Collection Cup	1 gr	2-8°C	PCR		
Urine	Sterile Tube	5 mL	2-8°C	PCR		
C8660304 Adenovirus DNA (PCR), CSF						
CSF	Biologic Fluid Tube	2 mL	2-8°C	PCR	Mon-Fri 08:00	Tue-Sat 18:00
C8636116 Adhesion Molecules, Flow Cytometry						
Fresh sample is required. It is recommended that specimens arrive within 24 hours of draw.						
Whole Blood (EDTA)	Lavender (EDTA)	5 mL	18-24°C	FLOW CYTOMETRY	Mon 08:00 Tue 08:00 Wed 08:00 Thu 08:00 Fri 08:00 Sat 08:00	Wed 18:00 Thu 18:00 Fri 18:00 Mon 18:00 Tue 18:00 Tue 18:00
C8352018 Adiponectin ²						
Serum	Separator Tube	1 mL	2-8°C	ELISA	Tue 08:00	14 days
Serum: Patient should be fasting for at least eight hours prior to collection of fasting specimen. Unacceptable Conditions: Lipemic specimens.						
C8625611 Adrenal Cortex Antibody ²						
Serum	Separator Tube	0.5 mL	2-8°C	IFT	Tue 08:00	15 days

ALPHABETIC TEST LIST



05.02.2024

SPECIMEN TYPE	CONTAINER	VOLUME	TRANSPORT	METHODOLOGY	PERFORMED	REPORTED
C8460005 Adrenal Stress Test						
Apply to Laboratory	Call the Laboratory	0	<0°C	ECLIA, LC-MS/MS	Wed 08:00	Thu 18:00
<p>Apply to Laboratory: 4 Saliva samples should be collected and their hours are as follows : Saliva morning (07:00-09:00), Saliva noon (11:00-13:00), Saliva afternoon (16:00-18:00) and Saliva midnight (22:00-00:00). Considerations to be taken before the sample is collected : Do not brush teeth before collecting specimen. Do not eat or drink for 15 minutes prior to specimen collection. Record the exact collection date and time on both the container label on the swab tube. To Use the Salivette : Remove top cap of the tube to expose swap from the salivette. Place swap directly into the mouth by tipping the tube so the swap falls into the mouth. Keep the swap in the mouth and chew it gently for about 2 minutes. Spit the swap back into the tube. Replace the cap. Make sure cap is pushed on tightly. Record the exact collection date and time on the tube. Along with the samples, the Adrenal Stress Test Information Form should also be filled out and sent.</p>						
C8238402 Adrenaline (Epinephrine)						
Plasma (EDTA), Frozen	Lavender (EDTA)	1 mL	<0°C	LC-MS/MS	Tue 08:00 Fri 08:00	Fri 18:00 Tue 18:00
C8238403 Adrenaline (Epinephrine), Urine (24 saat)						
24-hour Urine, HCl treated	Plastic 24-Hour Urine Container	10 mL	2-8°C	LC-MS/MS	Tue 08:00	Wed 18:00
C8238409 Adrenaline/Creatinine ratio, Urine random						
Urine, Random	Plastic Collection Cup	1 mL	2-8°C	LC-MS/MS	Tue 18:00	Wed 18:00
C8202401 Adrenocorticotrophic Hormone (ACTH)						
Plasma (EDTA), Frozen	Lavender (EDTA)	1 mL	<0°C	CLIA	Mon 08:00 Wed 08:00	Tue 18:00 Thu 18:00
<p>Plasma (EDTA), Frozen: Separate plasma from cells and freeze ASAP. Unacceptable Conditions: Serum. Heparinized plasma. Nonfrozen specimens. Grossly hemolyzed or lipemic specimens.</p>						

ALPHABETIC TEST LIST

05.02.2024

SPECIMEN TYPE	CONTAINER	VOLUME	TRANSPORT	METHODOLOGY	PERFORMED	REPORTED
---------------	-----------	--------	-----------	-------------	-----------	----------

C8749107 AFB Examination and Tuberculosis Culture ^{1 3}

Swab samples are inappropriate.

Biologic Fluid	Biologic Fluid Tube	5 mL	2-8°C	MICROSCOPY/ CULTURE	Mon-Fri 12:00	54 days 18:00
Biopsy Material	Plastic Collection Cup	0	2-8°C	MICROSCOPY/ CULTURE		
Bronchoalveolar Lavage	Biologic Fluid Tube	5 mL	2-8°C	MICROSCOPY/ CULTURE		
CSF	Sterile CSF Tube	5 mL	2-8°C	MICROSCOPY/ CULTURE		
Gastric Fluid, Fasting	Biologic Fluid Tube	5 mL	2-8°C	MICROSCOPY/ CULTURE		
Joint Fluid	Biologic Fluid Tube	5 mL	2-8°C	MICROSCOPY/ CULTURE		
Other	Plastic Collection Cup	0	2-8°C	MICROSCOPY/ CULTURE		
Pericardial Fluid	Biologic Fluid Tube	5 mL	2-8°C	MICROSCOPY/ CULTURE		
Peritoneal Fluid	Biologic Fluid Tube	5 mL	2-8°C	MICROSCOPY/ CULTURE		
Pleural Fluid	Biologic Fluid Tube	5 mL	2-8°C	MICROSCOPY/ CULTURE		
Sputum	Plastic Collection Cup	5 mL	2-8°C	MICROSCOPY/ CULTURE		
Tissue Sample	Biologic Fluid Tube	0	2-8°C	MICROSCOPY/ CULTURE		
Transtracheal Aspirate	Biologic Fluid Tube	5 mL	2-8°C	MICROSCOPY/ CULTURE		
Urine, First Morning Void	Plastic Collection Cup	50 mL	2-8°C	MICROSCOPY/ CULTURE		

Sputum: Sputum samples should be the first morning sputum samples. By coughing the coming sputum sample should immediately be taken into a wide-opened container . The sample should be delivered to the laboratory immediately. Otherwise, it should be stored at 2-8°C . Clearly spit samples are inappropriate for the test. Washing the mouth with tap water is inappropriate for the test .

C8446001 Alanine Aminotransferase (ALT)

Plasma (Heparin)	Separator Tube + Green	0.5 mL	2-8°C	PHOTOMETRY	Mon-Sat 12:00	Mon-Sat 18:00
Serum	Separator Tube	0.5 mL	2-8°C	PHOTOMETRY		

C8204001 Albumin ^{1 3}

Plasma (Heparin)	Separator Tube + Green	0.5 mL	2-8°C	PHOTOMETRY	Mon-Sat 12:00	Mon-Sat 18:00
Serum	Separator Tube	0.1 mL	2-8°C	PHOTOMETRY		

C8204201 Albumin, Biologic Fluids

Biologic Fluid	Biologic Fluid Tube	0.1 mL	2-8°C	PHOTOMETRY	Mon-Sat 12:00	Mon-Sat 18:00
----------------	---------------------	--------	-------	------------	---------------	---------------

C8204202 Albumin, CSF

CSF	Sterile CSF Tube	0.5 mL	2-8°C	NEPHELOMETRY	Mon-Sat 12:00	Mon-Sat 18:00
-----	------------------	--------	-------	--------------	---------------	---------------

CSF: CSF must be separated from the cells by centrifugation.

ALPHABETIC TEST LIST



05.02.2024

SPECIMEN TYPE	CONTAINER	VOLUME	TRANSPORT	METHODOLOGY	PERFORMED	REPORTED
C8208501 Aldolase						
Serum	Separator Tube	1 mL	2-8°C	ENZYMATIC	Tue 08:00	2 weeks
C8208801 Aldosterone						
Plasma (EDTA), Frozen	Lavender (EDTA)	1 mL	<0°C	CLIA	Mon 08:00 Wed 08:00 Fri 08:00	Tue 18:00 Thu 18:00 Mon 18:00
Plasma (EDTA), Frozen: Normal serum levels of aldosterone are dependent on whether the patient is upright or supine. If an upright specimen is collected, patient should be upright (seated or standing) for at least two hours.						
C8208804 Aldosterone/ Plasma Renin Activity (PRA) Ratio						
Plasma (EDTA), Frozen	Lavender (EDTA)	1 mL	<0°C	CLIA	Tue 12:00	Fri 12:00
C8208802 Aldosterone, Urine (24 hours)						
24 Saatlik drar, (Borik asit ile)	Plastic 24-Hour Urine Container	5 mL	2-8°C	CLIA	Tue 08:00	1 week
C8208803 Aldosterone/Renin, Direct Ratio						
Plasma (EDTA), Frozen	Lavender (EDTA)	4 mL	<0°C	CLIA	Mon 08:00 Wed 08:00	Tue 18:00 Thu 18:00
C8407501 Alkaline Phosphatase (ALP)						
Serum	Separator Tube	0.5 mL	2-8°C	ENZYMATIC	Mon-Sat 12:00	Mon-Sat 18:00
Serum: The serum should be separated from the cells within 2 hours.						
C8407802 Alkaline Phosphatase, Bone Isoenzyme						
Serum, Frozen	Separator Tube	1 mL	<0°C	CLIA	Fri 08:00	Mon 18:00
Serum, Frozen: The sample should be drawn at fasting for at least 8 hours. Samples should be separated as soon as possible after collection.						
C8408001 Alkaline Phosphatase, Isoenzyme Electrophoresis						
Serum	Separator Tube	1 mL	2-8°C	ELECTROPHORESIS	Wed 08:00	1 week
Serum: Fasting required.						
C8210502 Alpha-Fetoprotein (AFP)						
Serum	Separator Tube	0.2 mL	2-8°C	CLIA	Mon-Sat 12:00	Mon-Sat 18:00

Acibadem Labmed Medical Laboratory is granted fixed and flexible scope accreditation according to TS EN ISO 15189 by TURKAK (AB-0001-TL). Sign (1) shows accredited tests and sign (2) shows tests analyzed in accredited partner laboratory, Labmed Dortmund MVZ. Sign (3) shows tests analyzed in Central Laboratory.

ALPHABETIC TEST LIST

05.02.2024

SPECIMEN TYPE	CONTAINER	VOLUME	TRANSPORT	METHODOLOGY	PERFORMED	REPORTED
C8210601 Alpha-Fetoprotein (AFP), Amniotic Fluid						
Amniotic Fluid	Biologic Fluid Tube	1 mL	<0°C	CLIA	Mon 08:00 Tue 08:00 Wed 08:00 Thu 08:00 Fri 08:00	Wed 18:00 Thu 18:00 Fri 18:00 Mon 18:00 Tue 18:00
C8210504 Alpha-Fetoprotein (AFP), Maternal Serum						
Serum, Frozen	Separator Tube	1 mL	<0°C	CLIA	Mon 08:00 Tue 08:00 Wed 08:00 Thu 08:00 Fri 08:00	Wed 18:00 Thu 18:00 Fri 18:00 Mon 18:00 Tue 18:00
C8265698 Alpha-Fucosidase, Leukocytes						
Whole Blood (ACD)	ACD-Yellow Top	8 mL	2-8°C	FLUOROMETRY	Thu 08:00	Tue 18:00
Whole Blood (EDTA)	Lavender (EDTA)	20 mL	2-8°C	FLUOROMETRY		
Whole Blood (ACD): Collect specimen weekdays. Specimen should be collected and packaged as close to shipping time as possible. Gross hemolyzed specimens are not admitted.						
C8265708 Alpha-Galactosidase, Leucocyte						
Whole Blood (ACD)	ACD-Yellow Top	8 mL	2-8°C	FLUOROMETRY	Thu 08:00	Tue 18:00
Whole Blood (EDTA)	Lavender (EDTA)	8 mL	2-8°C	FLUOROMETRY		
Whole Blood (ACD): Collect specimen weekdays. Specimen should be collected and packaged as close to shipping time as possible. Gross hemolyzed specimens are not admitted.						
C8265711 Alpha-Glucosidase, Leucocyte						
Whole Blood (ACD)	ACD-Yellow Top	8 mL	2-8°C	ENZYMATIC	Thu 08:00	Tue 18:00
Whole Blood (EDTA)	Lavender (EDTA)	8 mL	2-8°C	ENZYMATIC		
Whole Blood (ACD): Collect specimen weekdays. Specimen should be collected and packaged as close to shipping time as possible. Gross hemolyzed specimens are not admitted.						
C8265697 Alpha-I duronidase, Leukocytes						
Whole Blood (ACD)	ACD-Yellow Top	8 mL	2-8°C	FLUOROMETRY	Thu 08:00	Tue 18:00
Whole Blood (EDTA)	Lavender (EDTA)	20 mL	2-8°C	FLUOROMETRY		
Whole Blood (ACD): Collect specimen weekdays. Specimen should be collected and packaged as close to shipping time as possible. Gross hemolyzed specimens are not admitted.						

ALPHABETIC TEST LIST

05.02.2024

SPECIMEN TYPE	CONTAINER	VOLUME	TRANSPORT	METHODOLOGY	PERFORMED	REPORTED
C8265699 Alpha-Mannosidase, Leukocytes						
Whole Blood (ACD)	ACD-Yellow Top	8 mL	2-8°C	FLUOROMETRY	Thu 08:00	Tue 18:00
Whole Blood (EDTA)	Lavender (EDTA)	20 mL	2-8°C	FLUOROMETRY		
Whole Blood (ACD): Collect specimen weekdays. Specimen should be collected and packaged as close to shipping time as possible. Gross hemolyzed specimens are not admitted.						
C9519906 Alpha-Subunit, TSH ²						
Serum, Frozen	Separator Tube	2 mL	<0°C	IA	Tue 08:00	3 weeks
C8210301 Alpha-1-Antitrypsin						
Serum	Separator Tube	1 mL	2-8°C	NEPHELOMETRY	Wed 08:00	Thu 18:00
C8210302 Alpha-1-Antitrypsin, Stool						
Stool	Plastic Collection Cup	1 gr	2-8°C	EIA	Mon-Thu 08:00 Fri 08:00	Tue-Fri 18:00 Mon 18:00
C8530003 Alpha-1-Microglobulin ²						
Serum	Separator Tube	1 mL	2-8°C	RID	Tue 08:00	10 days
C8530005 Alpha-1-Microglobulin, Urine (24 hours)						
24-hour Urine	Plastic 24-Hour Urine Container	10 mL	2-8°C	RID	Tue 08:00	10 days
C8530004 Alpha-1-Microglobulin/Creatinine Ratio, Urine (Random)						
Urine, Random	Plastic Collection Cup	10 mL	2-8°C	RID	Tue 08:00	10 days
C8530002 Alpha-2-Macroglobulin ²						
Serum	Separator Tube	0.5 mL	2-8°C	NEPHELOMETRY	Tue-Fri 08:00	Wen-Mon 18:00
C8530000 Alpha-2-Macroglobulin, Urine(Random)						
Urine, Random	Plastic Collection Cup	5 mL	2-8°C	NEPHELOMETRY	Tue-Fri 08:00	Wed-Mon 18:00
C8532999 Alpha-2-Macroglobulin, Urine(24 hours)						
24-hour Urine	Plastic 24-Hour Urine Container	5 mL	2-8°C	NEPHELOMETRY	Tue-Fri 08:00	Wed-Mon 18:00

Acibadem Labmed Medical Laboratory is granted fixed and flexible scope accreditation according to TS EN ISO 15189 by TURKAK (AB-0001-TL). Sign (1) shows accredited tests and sign (2) shows tests analyzed in accredited partner laboratory, Labmed Dortmund MVZ. Sign (3) shows tests analyzed in Central Laboratory.

ALPHABETIC TEST LIST

05.02.2024

SPECIMEN TYPE	CONTAINER	VOLUME	TRANSPORT	METHODOLOGY	PERFORMED	REPORTED
C8210801 Aluminum (Al)						
Plasma (Heparin)	Sodium Heparin-Royal Blue	3 mL	2-8°C	ICP-MS	Mon 08:00 Thu 08:00	Tue 18:00 Fri 18:00
C8210805 Aluminum (Al)/Creatinine Ratio, Urine Random						
Urine, Random	Plastic Collection Cup	5 mL	2-8°C	ICP-MS	Mon 18:00 Thu 08:00	Tue 18:00 Fri 18:00
C8210806 Aluminum [Mass/volume] in 24 hour Urine						
24-hour Urine	Plastic 24-Hour Urine Container	5 mL	2-8°C	ICP-MS	Mon 08:00 Thu 08:00	Tue 18:00 Fri 18:00
24-hour Urine: Plastic container. Transfer in plastic container or tube.						
C8217518 Alzheimer's Disease Panel, CSF						
Profile contains; Amyloid Beta (1-40), CSF, Beta Amyloid (1-42), CSF, Tau-protein, CSF, Phospho-Tau, CSF, Phospho-Tau/Tau-protein ratio, Amyloid Beta (1-42)/Amyloid Beta (1-40) ratio parameters.						
CSF, Frozen	Polyethylene/Polypropylene Tube	1 mL	<0°C	EIA	Tue 08:00	Fri 18:00
CSF, Frozen: Transport: Frozen in polyethylene/polypropylene tube.						

ALPHABETIC TEST LIST



05.02.2024

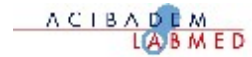
SPECIMEN TYPE	CONTAINER	VOLUME	TRANSPORT	METHODOLOGY	PERFORMED	REPORTED
---------------	-----------	--------	-----------	-------------	-----------	----------

C8213003 **Aminoacid Profile, CSF**

CSF, Frozen	Sterile CSF Tube	0.5 mL	<0°C	LC-MS/MS	Mon 08:00 Wed 08:00 Fri 08:00	Wed 18:00 Fri 18:00 Tue 18:00
-------------	------------------	--------	------	----------	-------------------------------------	-------------------------------------

- CSF, Frozen: Profile contains;
- Phosphoserine,
 - Taurin,
 - Phosphoethanolamine,
 - Asparagine,
 - Hydroxyproline,
 - Threonine,
 - Serine,
 - Aspartic acid,
 - Glutamic acid,
 - Glutamine,
 - Alpha-Amino Adipic acid,
 - Proline,
 - Glisine,
 - Alanine,
 - Citrulline,
 - Alpha-Amino Butyric acid,
 - Valine,
 - Cystine,
 - Cystathionine,
 - Methionine,
 - Isoleucine,
 - Leucine,
 - Tyrosine,
 - Phenylalanine,
 - Homocystine,
 - Beta-Alanine,
 - Beta-Amino Isobutyric acid,
 - Gamma-Aminoisobutyric acid,
 - Histidine,
 - 3-Methylhistidine,
 - 1-Methylhistidine,
 - Tryptophan,
 - Carnosine,
 - Hydroxylysine,
 - Ornithine,
 - Lysine,
 - Ethanolamine,
 - Arginine
 - Homocitrulline

ALPHABETIC TEST LIST



05.02.2024

SPECIMEN TYPE	CONTAINER	VOLUME	TRANSPORT	METHODOLOGY	PERFORMED	REPORTED
---------------	-----------	--------	-----------	-------------	-----------	----------

C8213001 Aminoacid Profile, Serum

Serum, Frozen	Separator Tube	1 mL	<0°C	LC-MS/MS	Mon 08:00 Wed 08:00 Fri 08:00	Wed 18:00 Fri 18:00 Tue 18:00
---------------	----------------	------	------	----------	-------------------------------------	-------------------------------------

Serum, Frozen: Profile contains;

- Phosphoserine,
- Taurin,
- Phosphoethanolamine,
- Asparagine,
- Hydroxyproline,
- Threonine,
- Serine,
- Aspartic acid,
- Glutamic acid,
- Glutamine,
- Alpha-Amino Adipic acid,
- Proline,
- Glisine,
- Alanine,
- Citrulline,
- Alpha-Amino Butyric acid,
- Valine,
- Cystine,
- Cystathionine,
- Methionine,
- Isoleucine,
- Leucine,
- Tyrosine,
- Phenylalanine,
- Homocystine,
- Beta-Alanine,
- Beta-Amino Isobutyric acid,
- Gamma-Aminoisobutyric acid,
- Histidine,
- 3-Methylhistidine,
- 1-Methylhistidine,
- Tryptophan,
- Carnosine,
- Hydroxylysine,
- Ornithine,
- Lysine,
- Ethanolamine,
- Arginine
- Homocitrulline

C8213002 Aminoacid Profile, Urine

Urine, Random, Frozen	Plastic Collection Cup	2 mL	<0°C	LC-MS/MS	Mon 08:00 Wed 08:00 Fri 08:00	Wed 18:00 Fri 18:00 Tue 18:00
-----------------------	------------------------	------	------	----------	-------------------------------------	-------------------------------------

Urine, Random, Frozen: Profile contains; Phosphoserine,Taurin Phosphoethanolamine, Asparagine, Hydroxyproline, Threonine, Serine, Aspartic acid,Glutamic acid,Glutamine, Alpha-Amino Adipic acid,Proline, Glisine, Alanine, Citrulline, Alpha-Amino Butyric acid, Valine,Cystine, Cystathionine, Methionine, Isoleucine, Leucine, Tyrosine, Phenylalanine, Homocystine, Beta-Alanine, Beta-Amino Isobutyric acid, Gamma-Aminoisobutyric acid, Histidine, 3-Methylhistidine, 1-Methylhistidine,Tryptophan, Carnosine, Hydroxylysine, Ornithine, Lysine, Ethanolamine, Arginine, Homocitrulline

C8818015 AML Immunophenotyping, Bone Marrow

Please contact with the laboratory before collecting the sample. Send specimen in original tube. Do not aliquot. Fill the "Acibadem Labmed Flow Cytometry Tests Request Form"

Bone Marrow	Lavender (EDTA)	5 mL	18-24°C	FLOW CYTOMETRY	Mon-Sat 08:00	4 days
-------------	-----------------	------	---------	----------------	---------------	--------

Acibadem Labmed Medical Laboratory is granted fixed and flexible scope accreditation according to TS EN ISO 15189 by TURKAK (AB-0001-TL). Sign (1) shows accredited tests and sign (2) shows tests analyzed in accredited partner laboratory, Labmed Dortmund MVZ. Sign (3) shows tests analyzed in Central Laboratory.

ALPHABETIC TEST LIST

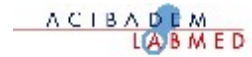


05.02.2024

SPECIMEN TYPE	CONTAINER	VOLUME	TRANSPORT	METHODOLOGY	PERFORMED	REPORTED
C8818016 AML Immunophenotyping, Biologic Fluid						
Please contact with the laboratory before collecting the sample. Send specimen in original tube. Do not aliquot. Fill the "Acibadem Labmed Flow Cytometry Tests Request Form"						
Biologic Fluid	Lavender (EDTA)	5 mL	18-24°C	FLOW CYTOMETRY	Mon-Sat 08:00	4 days
C8818014 AML Immunophenotyping, Whole Blood						
Please contact with the laboratory before collecting the sample. Send specimen in original tube. Do not aliquot. Fill the "Acibadem Labmed Flow Cytometry Tests Request Form"						
Whole Blood (EDTA)	Lavender (EDTA)	5 mL	18-24°C	FLOW CYTOMETRY	Mon-Sat 08:00	4 days
C8635903 AML- MDS Panel (Flow cytometry)						
Please contact with the laboratory before collecting the sample. Send specimen in original tube. Do not aliquot. Fill the "Acibadem Labmed Flow Cytometry Tests Request Form"						
Bone Marrow	Lavender (EDTA)	5 mL	18-24°C	FLOW CYTOMETRY	Wed 08:00 Thu 08:00 Fri 08:00 Sat-Tue 08:00	4 days
Whole Blood	Lavender (EDTA)	2 mL	18-24°C	FLOW CYTOMETRY		
C8818019 AML MRD Panel, Biologic Fluid						
Please contact with the laboratory before collecting the sample. Send specimen in original tube. Do not aliquot. Fill the "Acibadem Labmed Flow Cytometry Tests Request Form"						
Biologic Fluid	Lavender (EDTA)	6 mL	18-24°C	FLOW CYTOMETRY	Mon-Sat 08:00	4 days
C8818018 AML MRD Panel, Bone Marrow						
Please contact with the laboratory before collecting the sample. Send specimen in original tube. Do not aliquot. Fill the "Acibadem Labmed Flow Cytometry Tests Request Form"						
Bone Marrow	Lavender (EDTA)	5 mL	18-24°C	FLOW CYTOMETRY	Mon-Sat 08:00	4 days
C8818017 AML MRD Panel, Whole Blood						
Please contact with the laboratory before collecting the sample. Send specimen in original tube. Do not aliquot. Fill the "Acibadem Labmed Flow Cytometry Tests Request Form"						
Whole Blood (EDTA)	Lavender (EDTA)	5 mL	18-24°C	FLOW CYTOMETRY	Mon-Sat 08:00	4 days
C8214001 Ammonia						
Plasma (EDTA), Frozen	Lavender (EDTA)	1 mL	<0°C	PHOTOMETRY	Mon-Sat 12:00	Mon-Sat 18:00
Plasma (EDTA), Frozen: Collect on ice and separate plasma from cells and freeze ASAP (within 30 minutes of draw time). Specimens need to be spun in a refrigerated centrifuge. Unacceptable Conditions: Grossly hemolyzed specimens. Serum or nonfrozen plasma. Specimens containing oxalate, citrate, or EDTA. Do not ship whole blood.						
C8720802 Amoeba and Giardia Test						
Stool	Plastic Collection Cup	1 gr	2-8°C	MICROSCOPY	Mon-Sat 12:00	Mon-Sat 18:00

Acibadem Labmed Medical Laboratory is granted fixed and flexible scope accreditation according to TS EN ISO 15189 by TURKAK (AB-0001-TL). Sign (1) shows accredited tests and sign (2) shows tests analyzed in accredited partner laboratory, Labmed Dortmund MVZ. Sign (3) shows tests analyzed in Central Laboratory.

ALPHABETIC TEST LIST



05.02.2024

SPECIMEN TYPE	CONTAINER	VOLUME	TRANSPORT	METHODOLOGY	PERFORMED	REPORTED
C8729902 Amoeba (Entamoeba histolytica) Antigen						
Stool	Plastic Collection Cup	1 gr	2-8°C	EIA	Mon-Fri 08:00	Mon-Fri 18:00
C8215001 Amylase ^{1 3}						
Plasma (Heparin)	Separator Tube + Green	0.5 mL	2-8°C	ENZYMATIC	Mon-Sat 12:00	Mon-Sat 18:00
Serum	Separator Tube	0.5 mL	2-8°C	ENZYMATIC		
Serum: The serum should be separated from the cells within 2 hours						
C8215003 Amylase, Biologic Fluids						
Biologic Fluid	Biologic Fluid Tube	0.5 mL	2-8°C	ENZYMATIC	Mon-Sat 12:00	Mon-Sat 18:00
C8215004 Amylase, Pancreatic						
Serum	Separator Tube	1 mL	2-8°C	ENZYMATIC	Mon-Fri 08:00	Mon-Fri 18:00
C8215006 Amylase, Urine (24 hours)						
24-hour Urine	Plastic 24-Hour Urine Container	1 mL	2-8°C	PHOTOMETRY	Mon-Sat 12:00	Mon-Sat 18:00
24-hour Urine: If not analysed in 48 hours, adjust pH to greater than 7 by adding 5% NaOH (2 ml per liter).						
C8215005 Amylase/Creatinine Ratio, Urine Random						
Urine, Random	Plastic Collection Cup	1 mL	2-8°C	ENZYMATIC	Mon-Sat 12:00	Mon-Sat 18:00
Urine, Random: If not analysed in 48 hours, adjust pH to greater than 7 by adding 5% NaOH (2 ml per liter).						
C8602106 ANCA Profile						
Serum	Separator Tube	1 mL	2-8°C	ELISA	Wed 08:00	Thu 18:00
Serum: Profile contains; BPI, Cathepsin-G, Elastase, Lactoferrin, Lysozyme, MPO, PR3 parameters.						
C8215701 Androstenedione						
Serum	Separator Tube	1 mL	2-8°C	LC-MS/MS	Mon 08:00 Thu 08:00	Tue 18:00 Fri 18:00
C8925615 Anemia Panel						
Test contains; Whole Blood Count, Ferritin, Iron (Fe), Iron Binding Capacity, Vitamin B12, Folic Acid, Reticulocyte Count, Transferrin, Blood Smear Examination (Digital Morphology). All sample types defined in the test panel are required.						
Serum	Separator Tube	2 mL	2-8°C		Mon 08:00	Wed 18:00
Whole Blood (EDTA)	Lavender (EDTA) (CBC)	2 mL	2-8°C			

Acibadem Labmed Medical Laboratory is granted fixed and flexible scope accreditation according to TS EN ISO 15189 by TURKAK (AB-0001-TL). Sign (1) shows accredited tests and sign (2) shows tests analyzed in accredited partner laboratory, Labmed Dortmund MVZ. Sign (3) shows tests analyzed in Central Laboratory.

ALPHABETIC TEST LIST

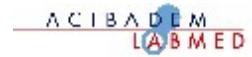


05.02.2024

SPECIMEN TYPE	CONTAINER	VOLUME	TRANSPORT	METHODOLOGY	PERFORMED	REPORTED
C8216402 Angiotensin Converting Enzyme (ACE), CSF						
CSF	Sterile CSF Tube	1 mL	2-8°C	COLORIMETRIC	Mon-Fri 08:00	Mon-Fri 18:00
CSF: The use of angiotensin converting enzyme (ACE)-inhibiting antihypertensive drugs will cause decreased ACE values.						
C8216403 Angiotensin Converting Enzyme (ACE), Serum						
Serum	Separator Tube	1 mL	2-8°C	COLORIMETRIC	Mon-Fri 08:00	Mon-Fri 18:00
Serum: The use of angiotensin converting enzyme (ACE)-inhibiting antihypertensive drugs will cause decreased ACE values. Unacceptable Conditions: Grossly hemolyzed specimens.						
C8699913 Anti- A1 Lectin						
Whole Blood (EDTA) (TM)	Lavender (EDTA)	2 mL	18-24°C	GEL CENTRIFUGATION	Mon-Fri 12:00	Mon-Fri 18:00
C8818062 Anti CD20 Treatment Monitoring, Biologic Fluid						
Please contact with the laboratory before collecting the sample. Send specimen in original tube. Do not aliquot. Fill the "Acibadem Labmed Flow Cytometry Tests Request Form"						
Biologic Fluid	Lavender (EDTA)	5 mL	18-24°C	FLOW CYTOMETRY	Mon-Sat 08:00	4 days
C8818061 Anti CD20 Treatment Monitoring, Bone Marrow						
Bone Marrow	Lavender (EDTA)	5 mL	18-24°C			
C8818060 Anti CD20 Treatment monitoring, Whole Blood						
Please contact with the laboratory before collecting the sample. Send specimen in original tube. Do not aliquot. Fill the "Acibadem Labmed Flow Cytometry Tests Request Form"						
Whole Blood	Lavender (EDTA)	5 mL	18-24°C	FLOW CYTOMETRY	Mon-Sat 08:00	4 days
C8699914 Anti- H Lectin						
Whole Blood (EDTA) (TM)	Lavender (EDTA)	2 mL	18-24°C	GEL CENTRIFUGATION	Mon-Fri 12:00	Mon-Fri 18:00
C8660201 Anti-Actin Antibody ³						
Serum	Separator Tube	1 mL	2-8°C	IFT	Tue 08:00	1 weeks
C8499922 Anti-Adalimumab Antibody ²						
Serum	Separator Tube	3 mL	2-8°C	ELISA	Tue 08:00	2 weeks
C8351609 Anti-Basement Membrane Antibody, Epidermal						
Serum	Separator Tube	1 mL	2-8°C	IFT	Tue 08:00 Fri 08:00	Wed 18:00 Mon 18:00

Acibadem Labmed Medical Laboratory is granted fixed and flexible scope accreditation according to TS EN ISO 15189 by TURKAK (AB-0001-TL). Sign (1) shows accredited tests and sign (2) shows tests analyzed in accredited partner laboratory, Labmed Dortmund MVZ. Sign (3) shows tests analyzed in Central Laboratory.

ALPHABETIC TEST LIST

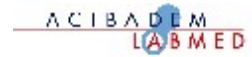


05.02.2024

SPECIMEN TYPE	CONTAINER	VOLUME	TRANSPORT	METHODOLOGY	PERFORMED	REPORTED
C8351610 Anti-Basement Membrane Antibody, Tubular ²						
Serum	Separator Tube	1 mL	2-8°C	IFT	Tue 08:00	1 week
C8614603 Anti-Beta-2 Glycoprotein 1 Antibody, IgA						
Serum	Separator Tube	0.5 mL	2-8°C	ELISA	Mon 08:00	Wed 18:00
C8614601 Anti-Beta-2 Glycoprotein 1 Antibody, IgG						
Serum	Separator Tube	1 mL	2-8°C	EIA	Mon 08:00 Wed 08:00 Fri 08:00	Tue 18:00 Thu 18:00 Mon 18:00
C8614602 Anti-Beta-2 Glycoprotein 1 Antibody, IgM						
Serum	Separator Tube	1 mL	2-8°C	EIA	Mon 08:00 Wed 08:00 Fri 08:00	Tue 18:00 Thu 18:00 Mon 18:00
C8719906 Antibiotic susceptibility testing						
It should be used with bacteria Identification.						
Young Bacteria Strain	Plate	0	18-24°C	MICRODILUTION	Mon-Sat 08:00	2 days 17:00
C8687001 Antibody Identification						
Serum and Whole Blood (EDTA)	Separator + Lavander	10 mL	18-24°C	GEL CENTRIFUGATION	Mon 08:00 Wed 08:00	Tue 18:00 Thu 18:00
Serum and Whole Blood (EDTA): Whole Blood (EDTA) Immunohematology Tests Information Form must be filled in completely and sent by the physician as stamped/signed with the sample.						
C8352040 Anti-Bullous Pemphigoid BP180 Antibody						
Serum	Separator Tube	2 mL	2-8°C	EIA	Tue 08:00	Wed 18:00
C8352041 Anti-Bullous Pemphigoid BP230 Antibody						
Serum	Separator Tube	2 mL	2-8°C	EIA	Tue 08:00	Wed 18:00
C8625617 Anti-Carbonic Anhydrase Antibody ²						
Serum	Separator Tube	2 mL	2-8°C	IFT	Tue 08:00	1 weeks
C8614702 Anti-Cardiolipin Antibody, IgG (ACA IgG)						
Serum	Separator Tube	1 mL	2-8°C	EIA	Tue 08:00 Thu 08:00	Wed 18:00 Fri 18:00

Acibadem Labmed Medical Laboratory is granted fixed and flexible scope accreditation according to TS EN ISO 15189 by TURKAK (AB-0001-TL). Sign (1) shows accredited tests and sign (2) shows tests analyzed in accredited partner laboratory, Labmed Dortmund MVZ. Sign (3) shows tests analyzed in Central Laboratory.

ALPHABETIC TEST LIST



05.02.2024

SPECIMEN TYPE	CONTAINER	VOLUME	TRANSPORT	METHODOLOGY	PERFORMED	REPORTED
C8614701 Anti-Cardiolipin Antibody, IgM (ACA IgM)						
Serum	Separator Tube	1 mL	2-8°C	EIA	Tue 08:00 Thu 08:00	Wed 18:00 Fri 18:00
C8635912 Anti-CD20 Monitoring (Rituximab)						
Please contact with the laboratory before collecting the sample. Send specimen in original tube. Do not aliquot. Fresh sample is required. It is recommended that specimens arrive within 24 hours of draw. Fill the "Acibadem Labmed Flow Cytometry Tests Request Form"						
Whole Blood (Heparin)	Green (Heparin)	2 mL	18-24°C	FLOW CYTOMETRY	Mon-Sat 14:00	3 days
C8688601 Anti-D Titration						
Serum and Whole Blood (EDTA)	Separator + Lavander	10 mL	18-24°C	GEL CENTRIFUGATION	Mon-Fri 12:00	Mon-Fri 18:00
C8621501 Anti-Deoxyribonuclease Antibody (Anti-DNAse B)						
Serum	Separator Tube	1 mL	2-8°C	NEPHELOMETRY	Fri 09:00	Fri 18:00
C8614604 Anti-Desmoglein 1 Antibody, IgG						
Serum	Separator Tube	1 mL	2-8°C	ELISA	Fri 08:00	Mon 18:00
C8614606 Anti-Desmoglein 3 Antibody, IgG						
Serum	Separator Tube	1 mL	2-8°C	ELISA	Fri 08:00	Mon 18:00
C8458801 Antidiuretic Hormone (ADH)						
Plasma (EDTA), Frozen	Lavender (EDTA)	3 mL	<0°C	RIA	Fri 08:00	Thu 18:00
C8622501 Anti-ds DNA						
Serum	Separator Tube	1 mL	2-8°C	IFT	Mon 08:00 Wed 08:00 Fri 08:00	Tue 18:00 Thu 18:00 Mon 18:00
C8622502 Anti-ds DNA, EIA						
Serum	Separator Tube	1 mL	2-8°C	ELISA	Mon 08:00 Wed 08:00 Fri 08:00	Tue 18:00 Thu 18:00 Mon 18:00

Acibadem Labmed Medical Laboratory is granted fixed and flexible scope accreditation according to TS EN ISO 15189 by TURKAK (AB-0001-TL). Sign (1) shows accredited tests and sign (2) shows tests analyzed in accredited partner laboratory, Labmed Dortmund MVZ. Sign (3) shows tests analyzed in Central Laboratory.

ALPHABETIC TEST LIST



05.02.2024

SPECIMEN TYPE	CONTAINER	VOLUME	TRANSPORT	METHODOLOGY	PERFORMED	REPORTED
C8623507 Anti-ENA Centromere (CENP B) Antibody						
Serum	Separator Tube	1 mL	2-8°C	IMMUNOBLOTTING	Mon 08:00 Wed 08:00 Fri 08:00	Thu 18:00 Mon 18:00 Tue 18:00
<hr/>						
C8623509 Anti-ENA Histone Antibody ^{1 3}						
Serum	Separator Tube	1 mL	2-8°C	IMMUNOBLOTTING	Mon 08:00 Wed 08:00 Fri 08:00	Thu 18:00 Mon 18:00 Tue 18:00
Serum: Unacceptable Conditions: Grossly hemolyzed, icteric and lipemic specimens.						
<hr/>						
C8623506 Anti-ENA JO-1 Antibody						
Serum	Separator Tube	1 mL	2-8°C	IMMUNOBLOTTING	Mon 08:00 Wed 08:00 Fri 08:00	Thu 18:00 Mon 18:00 Tue 18:00
<hr/>						
C8623514 Anti-ENA Ku Antibody						
Serum	Separator Tube	1 mL	2-8°C	IMMUNOBLOTTING	Mon 08:00 Wed 08:00 Fri 08:00	Thu 18:00 Mon 18:00 Tue 18:00
<hr/>						
C8351614 Anti-ENA Mi-2 Antibody						
Serum	Separator Tube	1 mL	2-8°C	IMMUNOBLOTTING	Mon 08:00 Wed 08:00 Fri 08:00	Thu 18:00 Mon 18:00 Tue 18:00
<hr/>						
C8623510 Anti-ENA Nucleosome Antibody						
Serum	Separator Tube	1 mL	2-8°C	IMMUNOBLOTTING	Mon 08:00 Wed 08:00 Fri 08:00	Thu 18:00 Mon 18:00 Tue 18:00
Serum: Unacceptable Conditions: Grossly hemolyzed, icteric and lipemic specimens.						

ALPHABETIC TEST LIST

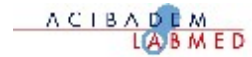


05.02.2024

SPECIMEN TYPE	CONTAINER	VOLUME	TRANSPORT	METHODOLOGY	PERFORMED	REPORTED
C8623512 Anti-ENA PmScl Antibody						
Serum	Separator Tube	1 mL	2-8°C	IMMUNOBLOTTING	Mon 08:00 Wed 08:00 Fri 08:00	Thu 18:00 Mon 18:00 Tue 18:00
Serum: Unacceptable Conditions: Grossly hemolyzed, icteric and lipemic specimens.						
C8351608 Anti-ENA Ribosomal P Protein Antibody						
Serum	Separator Tube	1 mL	2-8°C	IMMUNOBLOTTING	Mon 08:00 Wed 08:00 Fri 08:00	Thu 18:00 Mon 18:00 Tue 18:00
C8623504 Anti-ENA RNP/Sm Antibody						
Serum	Separator Tube	1 mL	2-8°C	IMMUNOBLOTTING	Mon 08:00 Wed 08:00 Fri 08:00	Thu 18:00 Mon 18:00 Tue 18:00
C8623511 Anti-ENA Ro-52 Antibody						
Serum	Separator Tube	1 mL	2-8°C	IMMUNOBLOTTING	Mon 08:00 Wed 08:00 Fri 08:00	Thu 18:00 Mon 18:00 Tue 18:00
Serum: Unacceptable Conditions: Grossly hemolyzed, icteric and lipemic specimens.						
C8623505 Anti-ENA Scl70 Antibody						
Serum	Separator Tube	1 mL	2-8°C	IMMUNOBLOTTING	Mon 08:00 Wed 08:00 Fri 08:00	Thu 18:00 Mon 18:00 Tue 18:00
C8623503 Anti-ENA Sm Antibody						
Serum	Separator Tube	1 mL	2-8°C	IMMUNOBLOTTING	Mon 08:00 Wed 08:00 Fri 08:00	Thu 18:00 Mon 18:00 Tue 18:00
C8623501 Anti-ENA SsA (Ro) Antibody						
Serum	Separator Tube	1 mL	2-8°C	IMMUNOBLOTTING	Mon 08:00 Wed 08:00 Fri 08:00	Thu 18:00 Mon 18:00 Tue 18:00

Acibadem Labmed Medical Laboratory is granted fixed and flexible scope accreditation according to TS EN ISO 15189 by TURKAK (AB-0001-TL). Sign (1) shows accredited tests and sign (2) shows tests analyzed in accredited partner laboratory, Labmed Dortmund MVZ. Sign (3) shows tests analyzed in Central Laboratory.

ALPHABETIC TEST LIST



05.02.2024

SPECIMEN TYPE	CONTAINER	VOLUME	TRANSPORT	METHODOLOGY	PERFORMED	REPORTED
C8623502 Anti-ENA SsB (La) Antibody						
Serum	Separator Tube	1 mL	2-8°C	IMMUNOBLOTTING	Mon 08:00 Wed 08:00 Fri 08:00	Thu 18:00 Mon 18:00 Tue 18:00
C8552001 Anti-Factor Xa Activity (HMM/LMW-heparin)						
Blood samples should be drawn at the 4th hour after LMW-Heparin injection. The plasma sample should be frozen by portioning it into at least two separate tubes.						
Plasma (Citrate), Frozen	Blue (Sodium citrate)	0.5 mL	<0°C	COAGULOMETRY	Mon-Sat 12:00	Mon-Sat 18:00
C8719902 Antifungal Sensitivity, Automated						
It should be used with fungal identification.						
Young Yeast Strain	Plate	0	18-24°C	MICRODILUTION	Mon-Sat 08:00	4 days 18:00
C8499923 Anti-Infliximab Antibody ²						
Serum	Separator Tube	3 mL	2-8°C	ELISA	Tue 08:00	2 weeks
C8278413 Anti-Lactoferrin Antibody ²						
Serum	Separator Tube	2 mL	2-8°C	IFT	Tue 08:00	1 weeks
C8749155 Antimicrobial Susceptibility Rapid Growing Mycobacteria						
Young Bacteria Strain	Plate	0	18-24°C	MICRODILUTION	Mon-Fri 08:00	1 week 18:00
C8749156 Antimicrobial Susceptibility Slowly-Growing Non-tuberculosis Mycobacteria						
Young Bacteria Strain	Plate	0	18-24°C	MICRODILUTION	Mon- Fri 08:00	4 weeks 18:00
C8387302 Anti-MOG (IFA)						
CSF	Sterile CSF Tube	1 mL	2-8°C	IFT	Tue 08:00	Wed 18:00
Serum	Separator Tube	0.5 mL	2-8°C	IFT		
C8301828 Antimony [Mass/volume] in 24 hour Urine						
24-hour Urine	Plastic 24-Hour Urine Container	5 mL	2-8°C	ICP-MS	Tue 08:00 Wed 08:00 Fri 08:00	Thu 18:00 Fri 18:00 Tue 18:00

Acibadem Labmed Medical Laboratory is granted fixed and flexible scope accreditation according to TS EN ISO 15189 by TURKAK (AB-0001-TL). Sign (1) shows accredited tests and sign (2) shows tests analyzed in accredited partner laboratory, Labmed Dortmund MVZ. Sign (3) shows tests analyzed in Central Laboratory.

ALPHABETIC TEST LIST

05.02.2024

SPECIMEN TYPE	CONTAINER	VOLUME	TRANSPORT	METHODOLOGY	PERFORMED	REPORTED
C8301813 Antimony (Sb)						
Plasma (Heparin)	Sodium Heparin-Royal Blue	2 mL	2-8°C	ICP-MS	Tue 08:00 Wed 08:00 Fri 08:00	Thu 18:00 Fri 18:00 Tue 18:00
C8301829 Antimony (Sb)/Creatinine Ratio, Urine Random						
Urine, Random	Plastic Collection Cup	5 mL	2-8°C	ICP-MS	Tue 08:00 Wed 08:00 Fri 08:00	Thu 18:00 Fri 18:00 Tue 18:00
C8301812 Antimony, Whole Blood						
Whole Blood (EDTA)	Lavender (EDTA)	2 mL	2-8°C	ICP-MS	Tue 08:00 Wed 08:00 Fri 08:00	Thu 18:00 Fri 18:00 Tue 18:00
C8352020 Anti-Mullerian Hormone (AMH/MS)						
Serum	Separator Tube	1 mL	2-8°C	ECLIA	Mon-Fri 12:00	Mon-Fri 18:00
Serum: Separate from cells within 2 hours of collection. Sample stability for this test is 3 days at 2-8 ° C. If it is not worked within 3 days, samples must be frozen						
C8351607 Anti-Musk Antibody ³						
Serum	Separator Tube	1 mL	2-8°C	ELISA	Tue 08:00	Wed 18:00
C8602101 Anti-Neutrophil Cytoplasmic Antibody (ANCA)						
Serum	Separator Tube	0.5 mL	2-8°C	IFT	Wed 08:00	Fri 18:00
C8603801 Antinuclear Antibody (FANA) (IFA)						
Serum	Separator Tube	0.3 mL	2-8°C	IFT	Mon 08:00 Wed 08:00 Fri 08:00	Wed 18:00 Fri 18:00 Mon 18:00
C8614804 Anti-Phosphatidylserine Antibody, IgG						
Serum	Separator Tube	1 mL	2-8°C	EIA	Mon 08:00	Wed 18:00
C8614803 Anti-Phosphatidylserine Antibody, IgM						
Serum	Separator Tube	1 mL	2-8°C	EIA	Mon 08:00	Wed 18:00

Acibadem Labmed Medical Laboratory is granted fixed and flexible scope accreditation according to TS EN ISO 15189 by TURKAK (AB-0001-TL). Sign (1) shows accredited tests and sign (2) shows tests analyzed in accredited partner laboratory, Labmed Dortmund MVZ. Sign (3) shows tests analyzed in Central Laboratory.

ALPHABETIC TEST LIST



05.02.2024

SPECIMEN TYPE	CONTAINER	VOLUME	TRANSPORT	METHODOLOGY	PERFORMED	REPORTED
C8614806 Anti-Phospholipid Antibody, IgG						
Serum	Separator Tube	2 mL	2-8°C	EIA	Mon 08:00 Wed 08:00 Fri 08:00	Tue 18:00 Thu 18:00 Mon 18:00
C8614805 Anti-Phospholipid Antibody, IgM						
Serum	Separator Tube	2 mL	2-8°C	EIA	Mon 08:00 Wed 08:00 Fri 08:00	Tue 18:00 Thu 18:00 Mon 18:00
C8676506 Anti-Phospholipid Antibody Syndrome Panel						
Test contains; Lupus Anticoagulant (LA), Anti-Cardiolipin Antibody, IgG (ACA IgG), Anti-Cardiolipin Antibody, IgM (ACA IgM), Anti-Beta-2 Glycoprotein 1 Antibody, IgG, Anti-Beta-2 Glycoprotein 1 Antibody, IgM. All sample types defined in the test panel are required.						
Plasma (Citrate), Frozen	Blue (Sodium citrate)	1 mL	<0°C		Mon 08:00	Wed 18:00
Serum	Separator Tube	3 mL	2-8°C			
C8625504 Anti-Smooth Muscle Antibody (ASMA)						
Serum	Separator Tube	0.3 mL	2-8°C	IFT	Mon 08:00 Wed 08:00 Fri 08:00	Tue 18:00 Thu 18:00 Mon 18:00
C8631702 Antistreptodornase B						
Serum	Separator Tube	1 mL	2-8°C	NEPHELOMETRY	Fri 09:00	Fri 18:00
C8606001 Antistreptolysin O (ASO)						
Serum	Separator Tube	0.5 mL	2-8°C	PHOTOMETRY	Mon-Sat 14:00	Mon-Sat 18:00
Serum: The serum should be separated from the cells within 2 hours.						
C8614610 Anti-Strongyloides stercoralis Antibody, IgG ²						
Serum	Separator Tube	2 mL	2-8°C	EIA	Tue 08:00	2 weeks
C8530101 Antithrombin III						
The plasma sample should be frozen by portioning it into at least two separate tubes. Unacceptable conditions: Hemolyzed, lipemic, icteric and fibrin.						
Plasma (Citrate), Frozen	Blue (Sodium citrate)	0.5 mL	<0°C	COAGULOMETRY	Tue 08:00 Thu 08:00	Thu 18:00 Mon 18:00

ALPHABETIC TEST LIST



05.02.2024

SPECIMEN TYPE	CONTAINER	VOLUME	TRANSPORT	METHODOLOGY	PERFORMED	REPORTED
C8530102 Antithrombin III Antigen						
The plasma sample should be frozen by portioning it into at least two separate tubes. Unacceptable conditions: Hemolyzed, lipemic, icteric and fibrin.						
Plasma (Citrate), Frozen	Blue (Sodium citrate)	0.5 mL	<0°C	ELISA	Fri 08:00	Tue 18:00
Plasma (Citrate), Frozen: Unacceptable Conditions: Grossly hemolyzed, icteric and lipemic specimens.						
C8351612 Anti-Tyrosine Phosphatase (IA2) Antibody ²						
Serum	Separator Tube	1 mL	2-8°C	RIA	Tue 08:00	2 weeks
C8634102 Anti-Zinc Transporter 8 Antibody (ZnT8) ²						
Serum	Separator Tube	2 mL	2-8°C	ELISA	Tue 08:00	2 weeks
C8217201 Apolipoprotein A1 ^{1 3}						
Serum	Separator Tube	0.5 mL	2-8°C	TURBIDIMETRY	Wed 08:00	Thu 18:00
Serum: Fasting is required for at least 8 hours. The serum should be separated from the cells within 2 hours.						
C8217204 Apolipoprotein A2 ³						
Serum	Separator Tube	1 mL	2-8°C	NEPHELOMETRY	Tue 08:00	Thu 18:00
C8217202 Apolipoprotein B						
Serum	Separator Tube	0.5 mL	2-8°C	TURBIDIMETRY	Wed 08:00	Thu 18:00
Serum: Fasting is required for at least 8 hours. The serum should be separated from the cells within 2 hours.						
C8217205 Apolipoprotein E ²						
Serum	Separator Tube	2 mL	2-8°C	NEPHELOMETRY	Tue 08:00	1 week
C8573001 aPTT ^{1 3}						
Plasma (Citrate)	Blue (Sodium citrate)	1 mL	2-8°C	COAGULOMETRY	Mon-Sat 12:00	Mon-Sat 18:00
C8573002 aPTT Mix Test						
The plasma sample should be frozen by portioning it into at least two separate tubes.						
Plasma (Citrate), Frozen	Blue (Sodium citrate)	5 mL	<0°C	COAGULOMETRY	Mon-Thu 08:00 Fri 08:00	Tue-Fri 18:00 Mon 18:00
C8272602 Arachidonic Acid ²						
Serum	Separator Tube	2 mL	2-8°C	GC-MS	Tue 08:00	1 week

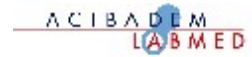
Acibadem Labmed Medical Laboratory is granted fixed and flexible scope accreditation according to TS EN ISO 15189 by TURKAK (AB-0001-TL). Sign (1) shows accredited tests and sign (2) shows tests analyzed in accredited partner laboratory, Labmed Dortmund MVZ. Sign (3) shows tests analyzed in Central Laboratory.

ALPHABETIC TEST LIST

05.02.2024

SPECIMEN TYPE	CONTAINER	VOLUME	TRANSPORT	METHODOLOGY	PERFORMED	REPORTED
C8217501 Arsenic (As) ^{1 3}						
Whole Blood (Heparin)	Sodium Heparin-Royal Blue	5 mL	2-8°C	ICP-MS	Tue 08:00 Wed 08:00 Fri 08:00	Thu 18:00 Fri 18:00 Tue 18:00
C8217504 Arsenic (As)/Creatinine Ratio, Urine Random ^{1 3}						
Urine, Random	Plastic Collection Cup	5 mL	2-8°C	ICP-MS	Tue 08:00 Wed 08:00 Fri 08:00	Thu 18:00 Fri 18:00 Tue 18:00
C8217505 Arsenic [Mass/volume] in 24 hour Urine ^{1 3}						
24-hour Urine	Plastic 24-Hour Urine Container	5 mL	2-8°C	ICP-MS	Tue 08:00 Wed 08:00 Fri 08:00	Thu 18:00 Fri 18:00 Tue 18:00
C8265704 Arylsulphatase A, Leucocyte						
Whole Blood (ACD)	ACD-Yellow Top	8 mL	2-8°C	PHOTOMETRY	Thu 08:00	Tue 18:00
Whole Blood (EDTA)	Lavender (EDTA)	10 mL	2-8°C	PHOTOMETRY		
Whole Blood (ACD): Collect specimen weekdays. Specimen should be collected and packaged as close to shipping time as possible. Gross hemolyzed specimens are not admissioned.						
C8684909 Ascaris lumbricoides Antibody ³						
Serum	Separator Tube	1 mL	<0°C	ELISA	Tue 08:00	2 weeks
C8445001 Aspartate Aminotransferase (AST)						
Serum	Separator Tube	0.5 mL	2-8°C	PHOTOMETRY	Mon-Sat 12:00	Mon-Sat 18:00
Serum: The serum should be separated from the cells within 2 hours.						
C8660603 Aspergillus DNA (PCR)						
Biopsy Material	Plastic Collection Cup	0	2-8°C	PCR	Mon-Fri	3 days
Bronchoalveolar Lavage	Biologic Fluid Tube	5 mL	2-8°C	PCR		
Pus	Sterile Tube	0	2-8°C	PCR		
Sputum	Plastic Collection Cup	0	2-8°C	PCR		
Tissue Sample	Plastic Collection Cup	0	2-8°C	PCR		
Whole Blood (EDTA)	Lavender (EDTA)	2 mL	2-8°C	PCR		
Bronchoalveolar Lavage: Min 5 ml.						

ALPHABETIC TEST LIST



05.02.2024

SPECIMEN TYPE	CONTAINER	VOLUME	TRANSPORT	METHODOLOGY	PERFORMED	REPORTED
C8660601 Aspergillus fumigatus Antibody ³						
Serum	Separator Tube	1 mL	2-8°C	EIA	Fri 08:00	Mon 18:00
C8744901 Aspergillus Galactomannan Antigen						
Bronchoalveolar Lavage	Biologic Fluid Tube	1 mL	2-8°C	CLIA	Mon-Thu 08:00 Fri 08:00	Tue-Fri 18:00 Mon 18:00
CSF	Sterile CSF Tube	1 mL	2-8°C	CLIA		
Plasma (EDTA)	Lavender (EDTA)	1 mL	2-8°C	CLIA		
Serum	Separator Tube	1 mL	2-8°C	CLIA		
Serum: Unacceptable conditions: Hemolysis and lipemia						
C8749103 Atypical Pneumonia Panel (PCR)						
Panel includes; Mycoplasma pneumoniae, Chlamydia pneumoniae, Legionella pneumophila . Stability: stable at 2-8 C for 4 days, for longer storage the samples should be stored at -20 C.						
Bronchoalveolar Lavage	Biologic Fluid Tube	2 mL	2-8°C	MULTIPLEX PCR	Mon 08:00 Thu 08:00	Tue 18:00 Fri 18:00
Sputum	Plastic Collection Cup	2 mL	2-8°C	MULTIPLEX PCR		
Transtracheal Aspirate	Biologic Fluid Tube	2 mL	2-8°C	MULTIPLEX PCR		
C8676511 Autoimmune Liver Profile (FULL)						
Test contains; Anti-Smooth Muscle Antibody (ASMA), Mitochondria Antibody (AMA), Liver Otoimmune Profile(AMA M2, gp210, LC1, LKM1, SLA, Sp 100) , Liver Kidney Microsomal Antibody (anti-LKM)						
Serum	Separator Tube	3 mL	2-8°C		Mon 08:00 Wed 08:00 Fri 08:00	Tue 18:00 Thu 18:00 Mon 18:00
C8707701 Bacteria Identification, Automated						
Only pure culture of the bacteria(grown colonies in 24 hours) that will be identified should be sent to the laboratory. Mixed cultures cannot be used for this purpose.						
Young Bacteria Strain	Plate	0	18-24°C	C/I	Mon-Sat 08:00	3 days 17:00
C8818031 B-ALL Immunophenotyping, Biologic Fluid						
Please contact with the laboratory before collecting the sample. Send specimen in original tube. Do not aliquot. Fill the "Acibadem Labmed Flow Cytometry Tests Request Form"						
Biologic Fluid	Lavender (EDTA)	5 mL	18-24°C	FLOW CYTOMETRY	Mon-Sat 08:00	4 days
C8818030 B-ALL Immunophenotyping, Bone Marrow						
Please contact with the laboratory before collecting the sample. Send specimen in original tube. Do not aliquot. Fill the "Acibadem Labmed Flow Cytometry Tests Request Form"						
Bone Marrow	Lavender (EDTA)	5 mL	18-24°C	FLOW CYTOMETRY	Mon-Sat 08:00	4 days

Acibadem Labmed Medical Laboratory is granted fixed and flexible scope accreditation according to TS EN ISO 15189 by TURKAK (AB-0001-TL). Sign (1) shows accredited tests and sign (2) shows tests analyzed in accredited partner laboratory, Labmed Dortmund MVZ. Sign (3) shows tests analyzed in Central Laboratory.

ALPHABETIC TEST LIST

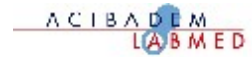


05.02.2024

SPECIMEN TYPE	CONTAINER	VOLUME	TRANSPORT	METHODOLOGY	PERFORMED	REPORTED
C8818029 B-ALL Immunophenotyping, Whole Blood						
Please contact with the laboratory before collecting the sample. Send specimen in original tube. Do not aliquot. Fill the "Acibadem Labmed Flow Cytometry Tests Request Form"						
Whole Blood (EDTA)	Lavender (EDTA)	5 mL	18-24°C	FLOW CYTOMETRY	Mon-Sat 08:00	4 days
C8635906 B-ALL, Monitoring, MRD (Flow Cytometry)						
Please contact with the laboratory before collecting the sample. Send specimen in original tube. Do not aliquot. Fill the "Acibadem Labmed Flow Cytometry Tests Request Form" Fresh sample is required. It is recommended that specimens arrive within 24 hours of draw. Sample not accepted on Saturday						
Bone Marrow	Lavender (EDTA)	6 mL	18-24°C	FLOW CYTOMETRY	Wed 08:00 Thu 08:00 Fri 08:00 Sat-Tue 08:00	4 days
CSF	Lavender (EDTA)	6 mL	18-24°C	FLOW CYTOMETRY		
Whole Blood (EDTA)	Lavender (EDTA)	10 mL	18-24°C	FLOW CYTOMETRY		
C8818034 B-ALL MRD Panel, Biologic Fluid						
Please contact with the laboratory before collecting the sample. Send specimen in original tube. Do not aliquot. Fill the "Acibadem Labmed Flow Cytometry Tests Request Form"						
Biologic Fluid	Lavender (EDTA)	5 mL	18-24°C	FLOW CYTOMETRY	Mon-Sat 08:00	4 days
C8818033 B-ALL MRD Panel, Bone Marrow						
Please contact with the laboratory before collecting the sample. Send specimen in original tube. Do not aliquot. Fill the "Acibadem Labmed Flow Cytometry Tests Request Form"						
Bone Marrow	Lavender (EDTA)	5 mL	18-24°C	FLOW CYTOMETRY	Mon-Sat 08:00	4 days
C8818032 B-ALL MRD Panel, Whole Blood						
Please contact with the laboratory before collecting the sample. Send specimen in original tube. Do not aliquot. Fill the "Acibadem Labmed Flow Cytometry Tests Request Form"						
Whole Blood (EDTA)	Lavender (EDTA)	5 mL	18-24°C	FLOW CYTOMETRY	Mon-Sat 08:00	4 days
C8660908 Bartonella henselae Antibody, IgG ²						
Serum	Separator Tube	1 mL	2-8°C	CLIA	Mon-Thu 08:00 Fri 08:00	Tue-Fri 18:00 Mon 18:00
C8660909 Bartonella henselae Antibody, IgM						
Serum	Separator Tube	1 mL	2-8°C	CLIA	Mon-Thu 08:00 Fri 08:00	Tue-Fri 18:00 Mon 18:00
C8661102 Bartonella quintana Antibody, IgG						
Serum	Separator Tube	1 mL	2-8°C	WESTERN BLOT	Thu 08:00	Fri 18:00

Acibadem Labmed Medical Laboratory is granted fixed and flexible scope accreditation according to TS EN ISO 15189 by TURKAK (AB-0001-TL). Sign (1) shows accredited tests and sign (2) shows tests analyzed in accredited partner laboratory, Labmed Dortmund MVZ. Sign (3) shows tests analyzed in Central Laboratory.

ALPHABETIC TEST LIST

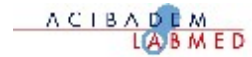


05.02.2024

SPECIMEN TYPE	CONTAINER	VOLUME	TRANSPORT	METHODOLOGY	PERFORMED	REPORTED
C8415505 Bence-Jones Protein, Qualitative						
Urine, Random	Plastic Collection Cup	10 mL	2-8°C	MANUAL	Tue 08:00 Wed 08:00 Thu 08:00	1 week 18:00
C8460002 Benzene						
Whole Blood (EDTA)	Lavender (EDTA)	4 mL	2-8°C	GC-MS	Tue 08:00	1 weeks
Whole Blood (EDTA): Sample transported at room temperature is rejected.						
C8732706 Benzene, urine						
Urine, Random	Plastic Collection Cup	5 mL	2-8°C	GC-FID	Wed 08:00	10 days
C8301843 Beryllium, Urine (Random)						
Urine, Random	Plastic Collection Cup	5 mL	2-8°C	ICP-MS	08:00	10 days
C8238001 Beta-Carotene ²						
Serum	Separator Tube	1 mL	2-8°C	PHOTOMETRY	Tue 08:00	1 week
Serum: Patient should be fasting for at least eight hours prior to collection of fasting specimen. Protect sample from light during collection, storage, and shipment.						
C8252304 Beta-Crosslaps (Beta-CTX)						
Serum	Separator Tube	1 mL	2-8°C	ECLIA	Thu 08:00	Fri 18:00
Serum: The sample should be drawn at least 8 hours of fasting and before 10:00 in the morning. The serum should be separated from the cells within 2 hours.						
C8265703 Beta-galactosidase, Leucocyte						
Whole Blood (ACD)	ACD-Yellow Top	8 mL	2-8°C	FLUOROMETRY	Thu 08:00	Tue 18:00
Whole Blood (EDTA)	Lavender (EDTA)	20 mL	2-8°C	FLUOROMETRY		
Whole Blood (ACD): Collect specimen weekdays. Specimen should be collected and packaged as close to shipping time as possible. Gross hemolyzed specimens are not admitted.						
C8296302 Beta-glucosidase, Leucocyte						
Whole Blood (ACD)	ACD-Yellow Top	8 mL	2-8°C	FLUOROMETRY	Thu 08:00	Tue 18:00
Whole Blood (EDTA)	Lavender (EDTA)	8 mL	2-8°C	FLUOROMETRY		
Whole Blood (ACD): Collect specimen weekdays. Specimen should be collected and packaged as close to shipping time as possible. Gross hemolyzed specimens are not admitted.						
C8470201 Beta-hCG (Human Chorionic Gonadotropin)						
Serum	Separator Tube	0.3 mL	2-8°C	CLIA	Mon-Sat 12:00	Mon-Sat 18:00

Acibadem Labmed Medical Laboratory is granted fixed and flexible scope accreditation according to TS EN ISO 15189 by TURKAK (AB-0001-TL). Sign (1) shows accredited tests and sign (2) shows tests analyzed in accredited partner laboratory, Labmed Dortmund MVZ. Sign (3) shows tests analyzed in Central Laboratory.

ALPHABETIC TEST LIST



05.02.2024

SPECIMEN TYPE	CONTAINER	VOLUME	TRANSPORT	METHODOLOGY	PERFORMED	REPORTED
C8308001 Beta-Hexosaminidase A						
Plasma	ACD-Yellow Top	1 mL	2-8°C	FLUOROMETRY	Thu 08:00	Tue 18:00
Plasma (EDTA)	Lavender (EDTA)	1 mL	2-8°C	FLUOROMETRY		
C8308002 Beta-Hexosaminidase B						
Whole Blood (ACD)	ACD-Yellow Top	8 mL	2-8°C	FLUOROMETRY	Thu 08:00	Tue 18:00
Whole Blood (EDTA)	Lavender (EDTA)	10 mL	2-8°C	FLUOROMETRY		
Whole Blood (ACD): Collect specimen weekdays. Specimen should be collected and packaged as close to shipping time as possible. Gross hemolyzed specimens are not admitted.						
C8265701 Beta-N-Acetyl-Glucosaminidase (NAG) ²						
Urine	Plastic Collection Cup	5 mL	2-8°C	ENZYMATIC/COLORIMETRY	Tue 08:00	Thu 18:00
C8415510 Beta-trace Protein						
Biologic Fluid	Biologic Fluid Tube	0.5 mL	2-8°C	NEPHELOMETRY	Mon-Fri 08:00	Mon-Fri 18:00
C8223201 Beta-2-Microglobulin, Serum						
Serum	Separator Tube	0.5 mL	2-8°C	NEPHELOMETRY	Fri 08:00	Mon 18:00
Serum: Separate from cells within 2 hours of collection.						
C8223203 Beta-2-Microglobulin,urine(spot)						
Urine, Random	Plastic Collection Cup	5 mL	2-8°C	NEPHELOMETRY	Fri 08:00	Mon 18:00
C8223204 Beta-2-Microglobulin,urine(24 hours)						
24-hour Urine	Plastic 24-Hour Urine Container	10 mL	2-8°C	NEPHELOMETRY	Fri 08:00	Mon 18:00
C8237401 Bicarbonate						
Serum	Separator Tube	0.5 mL	2-8°C	PHOTOMETRY	Mon-Sat 12:00	Mon-Sat 18:00
Serum: It is recommended to take the blood sample into a gel tube, centrifuge within 2 hours, and transfer it without opening the tube cap after centrifugation.						
C8235502 Bile Stone Analysis						
Calculi	Plastic Collection Cup	0	18-24°C	FTIR	Tue 08:00 Fri 08:00	Fri 18:00 Tue 18:00
C8225001 Bilirubin, Direct ^{1 3}						
Serum	Separator Tube	0.5 mL	2-8°C	PHOTOMETRY	Mon-Sat 12:00	Mon-Sat 18:00
Serum: Protect the sample from light. The serum should be separated from the cells within 2 hours.						

Acibadem Labmed Medical Laboratory is granted fixed and flexible scope accreditation according to TS EN ISO 15189 by TURKAK (AB-0001-TL). Sign (1) shows accredited tests and sign (2) shows tests analyzed in accredited partner laboratory, Labmed Dortmund MVZ. Sign (3) shows tests analyzed in Central Laboratory.

ALPHABETIC TEST LIST



05.02.2024

SPECIMEN TYPE	CONTAINER	VOLUME	TRANSPORT	METHODOLOGY	PERFORMED	REPORTED
C8225101 Bilirubin, Total						
Plasma (Heparin)	Separator Tube + Green	0.5 mL	2-8°C	PHOTOMETRY	Mon-Sat 12:00	Mon-Sat 18:00
Serum	Separator Tube	0.1 mL	2-8°C	PHOTOMETRY		
C8459101 Biotin (Vitamin H)						
Serum, Frozen	Orange (Thrombin)	0.5 mL	<0°C	LC-MS/MS	Fri 08:00	Mon 18:00
Serum, Frozen	Separator Tube	0.5 mL	<0°C	LC-MS/MS		
Serum, Frozen: Protect sample from light during collection, storage, and shipment.						
C8459103 Biotin (Vitamin H), Urine						
Urine, Frozen	Plastic Collection Cup	1 mL	<0°C	LC-MS/MS	Fri 08:00	Mon 18:00
Urine, Frozen: Protect sample from light during collection, storage, and shipment.						
C8226102 Biotinidase, Screening Test						
Capillary Blood	Filter Paper	0	18-24°C	PHOTOMETRY	Mon 08:00 Wed 08:00	Wed 18:00 Fri 18:00
Capillary Blood: Capillary blood should be collected by heel-prick from infants aged between 0-1 months. Blood should be impregnated to fill the whole marked area on sample cards. For the heel-prick samples heel sides should be selected. After obtaining the sample, screening cards should be dried in a horizontal position for 2-3 hours at room temperature avoiding heat or direct sunlight. This test is performed for newborn screening and for patients older than 1 month, Biotinidase, Serum test is recommended.						
C8226101 Biotinidase, Serum						
Gross hemolyzed specimens are not admissioned.						
Serum, Frozen	Separator Tube	1 mL	<0°C	ENZYMATIC	Mon 08:00 Tue 08:00 Wed 08:00 Thu 08:00 Fri 08:00	Wed 18:00 Thu 18:00 Fri 18:00 Mon 18:00 Tue 18:00
Serum, Frozen: Critical Frozen. Separate serum from cells and freeze ASAP.						
C8412006 Bisphenol A						
Avoid using polycarbonate plastic when taking samples. Collect and store in polypropylene containers. There is no need for light protection. The sample is not resistant to room temperature. Samples received at room temperature will be rejected.						
Urine, Frozen	Plastic Collection Cup	10 mL	<0°C	GC-MS	Mon 08:00	10 days
C8779953 BK Virus DNA (PCR), Plasma, Quantitative						
Plasma (EDTA)	Lavender (EDTA)	2 mL	2-8°C	PCR	Mon 08:00 Wed 08:00	Tue 18:00 Thu 18:00

Acibadem Labmed Medical Laboratory is granted fixed and flexible scope accreditation according to TS EN ISO 15189 by TURKAK (AB-0001-TL). Sign (1) shows accredited tests and sign (2) shows tests analyzed in accredited partner laboratory, Labmed Dortmund MVZ. Sign (3) shows tests analyzed in Central Laboratory.

ALPHABETIC TEST LIST



05.02.2024

SPECIMEN TYPE	CONTAINER	VOLUME	TRANSPORT	METHODOLOGY	PERFORMED	REPORTED
C8779952 BK Virus DNA (PCR), Urine, Quantitative						
Urine	Sterile Tube	2 mL	2-8°C	PCR	Mon 08:00 Wed 08:00	Tue 18:00 Thu 18:00
C8818069 Blastocyst Plasmodium Dendritic Cell Leukemia, Biologic Fluid						
Please contact with the laboratory before collecting the sample. Send specimen in original tube. Do not aliquot. Fill the "Acibadem Labmed Flow Cytometry Tests Request Form"						
Biologic Fluid	Lavender (EDTA)	5 mL	18-24°C	FLOW CYTOMETRY	Mon-Sat 08:00	4 days
C8818067 Blastocyst Plasmodium Dendritic Cell Leukemia Whole Blood						
Please contact with the laboratory before collecting the sample. Send specimen in original tube. Do not aliquot. Fill the "Acibadem Labmed Flow Cytometry Tests Request Form"						
Whole Blood	Lavender (EDTA)	5 mL	18-24°C	FLOW CYTOMETRY	Mon-Sat 08:00	4 days
C8500201 Bleeding Time						
Apply to Laboratory	.	0	2-8°C	MANUAL	Mon-Sat 12:00	Mon-Sat 18:00
C8500202 Bleeding Time (PFA)						
Whole Blood (Citrate)	Blue (Sodium citrate)	2 mL	18-24°C	AGREGOMETRY	Mon-Sat 12:00	Mon-Sat 18:00
C8704004 Blood Culture (Aerobic-Anaerobic)						
Peripheral Stem Cell	Blood Culture Bottle	2 mL	18-24°C	CULTURE	Mon-Sat 12:00	10 days 17:00
Whole Blood	Blood Culture Bottle	10 mL	18-24°C	CULTURE		
C8704005 Blood Culture (Fungi-Mycobacteria)						
Whole Blood	Blood Culture Bottle (White capped)	10 mL	18-24°C	CULTURE	Mon-Sat 12:00	45 days 17:00
C8506004 Blood Smear Examination (Digital Morphology)						
The sample must be in the laboratory in less than 12 hours for evaluation.						
Whole Blood (EDTA)	Lavender (EDTA)	2 mL	2-8°C	MICROSCOPY	Mon-Thu 16:00 Fri-Sat 14:00	Tue-Fri 18:00 Mon 18:00
C8690001 Blood type (ABO) + Reverse Grouping ¹						
Peripheral Stem Cell	Lavender (EDTA)	1 mL	18-24°C	GEL CENTRIFUGATION	Mon-Sat	2 hours
Whole Blood (EDTA) (TM)	Lavender (EDTA)	2 mL	18-24°C	GEL CENTRIFUGATION		
Whole Blood (EDTA) (TM): Whole Blood (EDTA)						

Acibadem Labmed Medical Laboratory is granted fixed and flexible scope accreditation according to TS EN ISO 15189 by TURKAK (AB-0001-TL). Sign (1) shows accredited tests and sign (2) shows tests analyzed in accredited partner laboratory, Labmed Dortmund MVZ. Sign (3) shows tests analyzed in Central Laboratory.

ALPHABETIC TEST LIST

05.02.2024

SPECIMEN TYPE	CONTAINER	VOLUME	TRANSPORT	METHODOLOGY	PERFORMED	REPORTED
C8452001 Blood Urea Nitrogen (BUN)						
Plasma (Heparin)	Separator Tube + Green	0.5 mL	2-8°C	PHOTOMETRY	Mon-Sat 12:00	Mon-Sat 18:00
Serum	Separator Tube	0.5 mL	2-8°C	PHOTOMETRY		
C8388003 B-Natriuretic Peptide (NT-proBNP)						
Serum	Separator Tube	0.5 mL	2-8°C	PHOTOMETRY	Mon-Sat 14:00	Mon-Sat 18:00
C8388001 B-Natriüretik Peptid (NT-proBNP) (POCT)						
Serum	Separator Tube	2 mL	2-8°C	FLUOROMETRY	Mon-Sat 08:00	Mon-Sat 18:00
C8661503 Bordetella pertussis Antibody, IgA²						
Serum	Separator Tube	1 mL	2-8°C	EIA	Tue 08:00	2 weeks
C8779819 Bordetella pertussis DNA (PCR)						
Nasopharyngeal Aspirate	Biologic Fluid Tube	2 mL	2-8°C	PCR	Mon-Thu 08:00 Fri 08:00	Wed-Sat 18:00 Mon 18:00
Nasopharyngeal Swab	Nucliswab	0	2-8°C	PCR		
C8661504 Bordetella pertussis Toxin Antibody, IgG						
Serum	Separator Tube	1 mL	2-8°C	CLIA	Mon-Thu 08:00 Fri 08:00	Tue-Fri 18:00 Mon 18:00
C8660906 Borrelia burgdorferi Antibody, IgG (Lyme Disease)						
Serum	Separator Tube	1 mL	2-8°C	CLIA	Mon-Thu 08:00 Fri 08:00	Tue-Fri 18:00 Mon 18:00
C8660914 Borrelia burgdorferi Antibody, IgG Verification (Lyme Disease)						
Serum	Separator Tube	1 mL	2-8°C	IMMUNOBLOTTING	Mon 08:00	Wed 18:00
C8661802 Borrelia burgdorferi Antibody, IgM (Lyme Disease)						
Serum	Separator Tube	1 mL	2-8°C	CLIA	Mon-Thu 08:00 Fri 08:00	Tue-Fri 18:00 Mon 18:00
C8661803 Borrelia burgdorferi Antibody, IgM Verification (Lyme Disease)						
Serum	Separator Tube	1 mL	2-8°C	IMMUNOBLOTTING	Mon 08:00	Wed 18:00

Acibadem Labmed Medical Laboratory is granted fixed and flexible scope accreditation according to TS EN ISO 15189 by TURKAK (AB-0001-TL). Sign (1) shows accredited tests and sign (2) shows tests analyzed in accredited partner laboratory, Labmed Dortmund MVZ. Sign (3) shows tests analyzed in Central Laboratory.

ALPHABETIC TEST LIST

05.02.2024

SPECIMEN TYPE	CONTAINER	VOLUME	TRANSPORT	METHODOLOGY	PERFORMED	REPORTED
C8747601 Borrelia burgdorferi DNA (PCR)						
Biopsy Material	Plastic Collection Cup	0	2-8°C	PCR	Tue 08:00	Wed 18:00
Plasma (EDTA)	Lavender (EDTA)	3 mL	2-8°C	PCR		
Synovial fluid	Biologic Fluid Tube	2 mL	2-8°C	PCR		
Urine	Sterile Tube	2 mL	2-8°C	PCR		
C8779962 Borrelia burgdorferi DNA (PCR), CSF						
CSF	Sterile CSF Tube	1 mL	2-8°C	PCR	Mon-Fri 08:00	Tue-Sat 18:00
C8925637 Borrelia Risk Panel						
This panel includes; Borrelia burgdorferi Antibody, IgG (Lyme Disease), Borrelia burgdorferi Antibody, IgM (Lyme Disease), Borrelia burgdorferi Antibody, IgG Verification (Lyme Disease), Borrelia burgdorferi Antibody, IgM Verification (Lyme Disease), CD57/CD8 (Lyme Disease). All sample types defined in the test panel are required.						
Serum	Separator Tube	2 mL	2-8°C		Mon 08:00	Wed 18:00
Whole Blood (EDTA)	Lavender (EDTA)	2 mL	18-24°C			
C8818065 Bronchoalveolar Lavage Panel						
Bronchoalveolar Lavage	Lavender (EDTA)	10 mL	2-8°C			
C8631804 Brucella Agglutination, Coombs						
Serum	Separator Tube	0.3 mL	2-8°C	AGGLUTINATION	Mon-Thu 08:00 Fri 08:00	Wed-Sat 18:00 Tue 18:00
Serum: Unacceptable conditions: Hemolysis and lipemia						
C8631801 Brucella Agglutination (Wright)						
Serum	Separator Tube	0.3 mL	2-8°C	AGGLUTINATION	Mon-Thu 08:00 Fri 08:00	Wed-Sat 18:00 Tue 18:00
Serum: Unacceptable conditions: Hemolysis and lipemia						
C8662205 Brucella Antibody, IgG						
Serum	Separator Tube	1 mL	2-8°C	CLIA	Tue 08:00 Fri 08:00	Wed 18:00 Mon 18:00
C8662204 Brucella Antibody, IgM						
Serum	Separator Tube	1 mL	2-8°C	CLIA	Tue 08:00 Fri 08:00	Wed 18:00 Mon 18:00

ALPHABETIC TEST LIST



05.02.2024

SPECIMEN TYPE	CONTAINER	VOLUME	TRANSPORT	METHODOLOGY	PERFORMED	REPORTED
C8779815 Brucella DNA (PCR)						
Biologic Fluid	Biologic Fluid Tube	2 mL	2-8°C	REAL TIME PCR	Mon-Fri 08:00	1 week
Biopsy Material	Plastic Collection Cup	0	2-8°C	REAL TIME PCR		
Whole Blood (EDTA) (PCR)	Lavender (EDTA)	2 mL	2-8°C	REAL TIME PCR		
C8779967 Brucella DNA (PCR), CSF						
CSF	Sterile CSF Tube	1 mL	2-8°C	REAL-TIME PCR	Mon-Fri 08:00	Tue-Sat 18:00
C8378920 Busulfan, Plasma						
Plasma (Heparin)	Green (Heparin)	1 mL	<0°C	LC-MS/MS	Mon-Sat	4 hours
Plasma (Heparin): First blood specimen should be taken at the end of Busulfan infusion . Other blood specimens should be taken at 1 hour, 2 hours and 4 hours after the ending of infusion .Busulfan test information should be recorded on the related form.						
C8630401 CA 125						
Serum	Separator Tube	0.2 mL	2-8°C	CLIA	Mon-Sat 12:00	Mon-Sat 18:00
Serum: Samples should be seperated after specimen clot completely at room temperature.						
C8630001 CA 15-3						
Serum	Separator Tube	0.2 mL	2-8°C	CLIA	Mon-Sat 12:00	Mon-Sat 18:00
Serum: Samples should be seperated after specimen clot completely at room temperature.						
C8630101 CA 19-9						
Serum	Separator Tube	0.2 mL	2-8°C	CLIA	Mon-Sat 12:00	Mon-Sat 18:00
Serum: Samples should be seperated after specimen clot completely at room temperature. Unacceptable Conditions: Grossly hemolyzed specimens.						
C8631611 CA 242 ²						
Serum	Separator Tube	1 mL	2-8°C	EIA	Tue 08:00	2 weeks
C8631601 CA 50 ²						
Serum	Separator Tube	0.3 mL	2-8°C	RIA	Tue 08:00	2 weeks
C8631604 CA 72-4						
Serum	Separator Tube	1 mL	2-8°C	ECLIA	Mon 08:00 Fri 08:00	Mon 18:00 Mon 18:00

Acibadem Labmed Medical Laboratory is granted fixed and flexible scope accreditation according to TS EN ISO 15189 by TURKAK (AB-0001-TL). Sign (1) shows accredited tests and sign (2) shows tests analyzed in accredited partner laboratory, Labmed Dortmund MVZ. Sign (3) shows tests analyzed in Central Laboratory.

ALPHABETIC TEST LIST



05.02.2024

SPECIMEN TYPE	CONTAINER	VOLUME	TRANSPORT	METHODOLOGY	PERFORMED	REPORTED
C8230001 Cadmium (Cd)						
Whole Blood (Heparin)	Sodium Heparin-Royal Blue	2 mL	2-8°C	ICP-MS	Tue 08:00 Wed 08:00 Fri 08:00	Thu 18:00 Fri 18:00 Tue 18:00
C8230003 Cadmium (Cd)/Creatinine Ratio, Urine Random						
Urine, Random	Plastic Collection Cup	5 mL	2-8°C	ICP-MS	Tue 08:00 Wed 08:00 Fri 08:00	Thu 18:00 Fri 18:00 Tue 18:00
C8230004 Cadmium [Mass/volume] in 24 hour Urine						
24-hour Urine	Plastic 24-Hour Urine Container	5 mL	2-8°C	ICP-MS	Tue 08:00 Wed 08:00 Fri 08:00	Thu 18:00 Fri 18:00 Tue 18:00
C8230801 Calcitonin						
Serum, Frozen	Separator Tube	1 mL	<0°C	CLIA	Mon 08:00 Wed 08:00 Fri 08:00	Tue 18:00 Thu 18:00 Mon 18:00
<p>Serum, Frozen: Patient should be fasting for at least twelve hours prior to collection of fasting specimen. Separate serum from cells and freeze ASAP. Unacceptable Conditions: Grossly hemolyzed, icteric or non-fasting specimens.</p>						
C8230800 Calcitonin, Washout						
Biopsy Material	Plastic Collection Cup	1 mL	<0°C	CLIA	Mon 08:00 Wed 08:00 Fri 08:00	Tue 18:00 Thu 18:00 Mon 18:00
C8231001 Calcium (Ca)						
Plasma (Heparin)	Separator Tube + Green	0.5 mL	2-8°C	PHOTOMETRY	Mon-Sat 12:00	Mon-Sat 18:00
Serum	Separator Tube	0.3 mL	2-8°C	PHOTOMETRY		
<p>Serum: Serum or Plasma (Heparinized). Unacceptable Conditions: Plasma (EDTA)</p>						
C8233001 Calcium (Ca), Ionized						
Serum	Ionized Ca	1 mL	2-8°C	PHOTOMETRY	Mon-Sat 12:00	Mon-Sat 18:00
C8234002 Calcium (Ca), Urine (24 hours)						
24-hour Urine, HCl treated	Plastic 24-Hour Urine Container	2 mL	2-8°C	PHOTOMETRY	Mon-Sat 12:00	Mon-Sat 18:00
<p>24-hour Urine, HCl treated: 10 mL, 6 N HCl should be used as a urine preservative. During collection, urine should be kept in a cool place that does not see light. The amount of urine collected should be noted.</p>						

Acibadem Labmed Medical Laboratory is granted fixed and flexible scope accreditation according to TS EN ISO 15189 by TURKAK (AB-0001-TL). Sign (1) shows accredited tests and sign (2) shows tests analyzed in accredited partner laboratory, Labmed Dortmund MVZ. Sign (3) shows tests analyzed in Central Laboratory.

ALPHABETIC TEST LIST

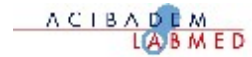


05.02.2024

SPECIMEN TYPE	CONTAINER	VOLUME	TRANSPORT	METHODOLOGY	PERFORMED	REPORTED
C8234003 Calcium/Creatinin Ratio, Urine (Random)						
Urine, Random	Plastic Collection Cup	0.3 mL	2-8°C	PHOTOMETRY	Mon-Sat 12:00	Mon-Sat 18:00
C8352015 Calprotectin, Stool						
Sample stability for this test is 3 days at 2-8°C. Frozen sample is not acceptable.						
Stool	Plastic Collection Cup	5 gr	2-8°C	EIA	Mon 08:00 Wed 08:00 Fri 08:00	Tue 18:00 Thu 18:00 Mon 18:00
C8789903 Campylobacter Antigen						
Stool	Plastic Collection Cup	5 gr	2-8°C	IMMUNOCHROMATOGRAPHY	Mon-Fri 08:00	Tue-Sat 18:00
C8602103 c-ANCA (Anti Proteinase-III)						
Serum	Separator Tube	1 mL	2-8°C	EIA	Mon 08:00 Wed 08:00	Tue 18:00 Thu 18:00
C8748101 Candida DNA (PCR)						
This panel includes: Candida albicans, Candida glabrata, Candida krusei, Candida parapsilosis.						
Apth Material	Plastic Collection Cup	0	2-8°C	MULTIPLEX PCR	Mon-Fri	3 days
Biopsy Material	Plastic Collection Cup	0	2-8°C	MULTIPLEX PCR		
Other	Call the Laboratory	0	2-8°C	MULTIPLEX PCR		
Skin Scraps	Plastic Collection Cup	0	2-8°C	MULTIPLEX PCR		
Whole Blood (EDTA)	Lavender (EDTA)	3 mL	2-8°C	MULTIPLEX PCR		
C8662804 Candida albicans Antibody						
Test includes: Candida albicans Antibody, IgA, Candida albicans Antibody, IgG, Candida albicans Antibody, IgM						
Serum	Separator Tube	2 mL	2-8°C	EIA	Fri 08:00	Mon 18:00
C8254201 Cannabinoids ²						
Serum	Separator Tube	3 mL	2-8°C	GC-MS	Tue 08:00	10 days
Urine	Plastic Collection Cup	10 mL	2-8°C	GC-MS		
Serum: Agents covered; THC, THC-COOH and 11-OH-THC						
Urine: Agents covered; THC, THC-COOH and 11-OH-THC						

Acibadem Labmed Medical Laboratory is granted fixed and flexible scope accreditation according to TS EN ISO 15189 by TURKAK (AB-0001-TL). Sign (1) shows accredited tests and sign (2) shows tests analyzed in accredited partner laboratory, Labmed Dortmund MVZ. Sign (3) shows tests analyzed in Central Laboratory.

ALPHABETIC TEST LIST



05.02.2024

SPECIMEN TYPE	CONTAINER	VOLUME	TRANSPORT	METHODOLOGY	PERFORMED	REPORTED
C8015601 Carbamazepine						
Serum	Plain Tube	0.5 mL	2-8°C	PETINIA	Mon-Sat 14:00	Mon-Sat 18:00
C8237301 Carbohydrate Deficient Transferrin (CDT) ²						
Serum	Separator Tube	2 mL	2-8°C	HPLC	Tue 08:00	1 week
Serum: CDT is used as a marker for chronic alcohol abuse.						
C8925634 Cardiac Panel						
This panel includes; Creatinine, Serum, Whole Blood Count, Potassium (K), Sodium (Na), Alanine Aminotransferase (ALT), Blood Urea Nitrogen (BUN), Glucose, Fasting, Aspartate Aminotransferase (AST), Thyroid Stimulating Hormone (TSH), Hemoglobin A1c(HbA1c), Uric Acid, Ferritin, Creatin Kinase (CK), total, C-Reactive Protein (hsCRP), High Sensitive, Vitamin D, 25-Hydroxy, Homocysteine, Insulin, Insuline Resistance Index (HOMA-IR), NMR Lipoprotein Profile. All sample types defined in the test panel are required.						
Plasma (NaF)	Gray (Sodium Fluoride)	0.5 mL	2-8°C		Wed 08:00	Thu 18:00
Serum	Separator Tube	4 mL	2-8°C			
Whole Blood (EDTA)	Lavender (EDTA) (CBC)	2 mL	2-8°C			
Whole Blood (EDTA)	Lavender (EDTA) (HbA1c)	2 mL	2-8°C			
C8499906 Carnitine, Free						
Serum	Separator Tube	0.3 mL	2-8°C	LC-MS/MS	Tue 08:00	Thu 18:00
C8254407 Carnitine/Acylcarnitine Analysis (Tandem MS)						
Capillary Blood	Filter Paper	0	18-24°C	LC-MS/MS	Mon-Fri 08:00	3 days
Capillary Blood: Capillary blood should be collected by heel-prick from infants aged between 0-6 months. For patients older than 1 year, it is preferred to collect samples from hand fingers. For children aged between 6 m-1 y according to the weight, collection area can be either heel (<10 kg) or hand (>10kg). Blood should be impregnated to fill the whole marked area on sample cards. For the heel-prick samples heel sides should be selected. After obtaining the sample, screening cards should be dried in a horizontal position for 2-3 hours at room temperature avoiding heat or direct sunlight.						
Within the scope of metabolic screening; -Aminoacid metabolism diseases, -Urea cycle defects, -Organic acidemias, - fatty acid oxidation defects are investigated.						
Patient results are reported with detailed information.						
C8499904 Carnitine, Total						
Serum	Separator Tube	0.3 mL	2-8°C	LC-MS/MS	Tue 08:00	Thu 18:00
C8636301 CD34 Stem Cell Count						
Apheresis Material	Biologic Fluid Tube	2 mL	18-24°C	FLOW CYTOMETRY	Mon-Sat 08:00	1 day 18:00
Bone Marrow	Lavender (EDTA)	0	18-24°C	FLOW CYTOMETRY		
Cord Blood	Biologic Fluid Tube	2 mL	18-24°C	FLOW CYTOMETRY		
Peripheral Stem Cell	Sterile Glass Tube	1 mL	18-24°C	FLOW CYTOMETRY		
Whole Blood (EDTA)	Lavender (EDTA)	2 mL	18-24°C	FLOW CYTOMETRY		

Acibadem Labmed Medical Laboratory is granted fixed and flexible scope accreditation according to TS EN ISO 15189 by TURKAK (AB-0001-TL). Sign (1) shows accredited tests and sign (2) shows tests analyzed in accredited partner laboratory, Labmed Dortmund MVZ. Sign (3) shows tests analyzed in Central Laboratory.

ALPHABETIC TEST LIST



05.02.2024

SPECIMEN TYPE	CONTAINER	VOLUME	TRANSPORT	METHODOLOGY	PERFORMED	REPORTED
---------------	-----------	--------	-----------	-------------	-----------	----------

C8636001 CD4/CD8 Ratio

Please contact with the laboratory before collecting the sample. Fresh sample is required. It is recommended that specimens arrive within 24 hours of draw. Test contains CD3, CD4, CD8.

Biologic Fluid	Lavender (EDTA)	6 mL	18-24°C	FLOW CYTOMETRY	Mon 08:00 Tue 08:00 Wed 08:00 Thu 08:00 Fri 08:00 Sat 08:00	Wed 18:00 Thu 18:00 Fri 18:00 Mon 18:00 Tue 18:00 Tue 18:00
-----------------------	------------------------	------	---------	----------------	--	--

CSF	Lavender (EDTA)	6 mL	18-24°C	FLOW CYTOMETRY		
------------	------------------------	------	---------	----------------	--	--

Whole Blood	Lavender (EDTA)	5 mL	18-24°C	FLOW CYTOMETRY		
--------------------	------------------------	------	---------	----------------	--	--

C8635899 CD40 Ligand Test

Please contact with the laboratory before collecting the sample. Send specimen in original tube. Do not aliquot.

Whole Blood	Green (Heparin)	5 mL	18-24°C	FLOW CYTOMETRY	Mon-Fri 08:00	3 days
--------------------	------------------------	------	---------	----------------	---------------	--------

C8237801 CEA (Carcinoembryonic Antigen)

Serum	Separator Tube	0.3 mL	2-8°C	CLIA	Mon-Sat 12:00	Mon-Sat 18:00
--------------	-----------------------	--------	-------	------	---------------	---------------

Serum: Samples should be separated after specimen clot completely at room temperature.

C8676512 Celiac Panel

Test contains: Endomysium Antibody (EMA) IgA, Tissue Transglutaminase Antibody, IgA, Gliadin Antibody, IgA (Deaminated), IgA(total)

Serum	Separator Tube	3 mL	2-8°C		Tue 08:00 Fri 08:00	Wed 18:00 Mon 18:00
--------------	-----------------------	------	-------	--	------------------------	------------------------

C8905008 Cell Count / Typing (Body Fluids- Automatic)

Bronchoalveolar Lavage	Lavender (EDTA)	6 mL	18-24°C	AUTOMATIC CELL COUNT SYSTEM	Mon-Sat 12:00	Mon-Sat 18:00
CSF	Lavender (EDTA)	6 mL	18-24°C	AUTOMATIC CELL COUNT SYSTEM		
Pericardial Fluid	Lavender (EDTA)	6 mL	18-24°C	AUTOMATIC CELL COUNT SYSTEM		
Peritoneal Fluid	Lavender (EDTA)	6 mL	18-24°C	AUTOMATIC CELL COUNT SYSTEM		
Pleural Fluid	Lavender (EDTA)	6 mL	18-24°C	AUTOMATIC CELL COUNT SYSTEM		
Synovial fluid	Lavender (EDTA)	6 mL	18-24°C	AUTOMATIC CELL COUNT SYSTEM		

ALPHABETIC TEST LIST



05.02.2024

SPECIMEN TYPE	CONTAINER	VOLUME	TRANSPORT	METHODOLOGY	PERFORMED	REPORTED
C8905005 Cell Count, Biologic Fluids						
Biologic Fluid	Biologic Fluid Tube	1 mL	18-24°C	MICROSCOPY	Mon-Sat 14:00	Mon-Sat 18:00
Biologic Fluid: Unacceptable Conditions: Frozen or clotted specimens.						
C8905007 Cell Count, CSF						
CSF	Sterile CSF Tube	0	18-24°C	MICROSCOPY	Mon-Sat 14:00	Mon-Sat 18:00
CSF: Unacceptable Conditions: Frozen or clotted specimens.						
C8905006 Cell Typing, Biologic Fluids						
Biologic Fluid	Biologic Fluid Tube	1	18-24°C	MICROSCOPY	Mon-Sat 12:00	Mon-Sat 18:00
Biologic Fluid: Unacceptable Conditions: Frozen or clotted specimens.						
C8905002 Cell Typing, CSF						
CSF	Sterile CSF Tube	0.5 mL	18-24°C	MICROSCOPY	Mon-Sat 12:00	Mon-Sat 18:00
CSF: CSF samples should be taken into sterile tube or containers.CSF samples should immediately be handled.They should be delivered to the laboratory immediately.Frozen or clotted samples are inappropriate.Leaking or nonsterile containers are inappropriate.						
C8239001 Ceruloplasmin						
Serum	Separator Tube	0.3 mL	2-8°C	NEPHELOMETRY	Fri 08:00	Mon 18:00
C8660902 Chlamydia pneumoniae Antibody, I gG						
Serum	Separator Tube	0.5 mL	2-8°C	CLIA	Mon-Thu 08:00 Fri 08:00	Tue-Fri 18:00 Mon 18:00
C8660905 Chlamydia pneumoniae Antibody, I gM						
Serum	Separator Tube	0.5 mL	2-8°C	EIA	Mon-Thu 08:00 Fri 08:00	Tue-Fri 18:00 Mon 18:00
C8748601 Chlamydia pneumoniae DNA (PCR)						
Bronchoalveolar Lavage	Biologic Fluid Tube	0	2-8°C	PCR	Mon-Fri 08:00	4 days
Sputum	Plastic Collection Cup	0	2-8°C	PCR		
Throat Swab	Nucliswab	0	2-8°C	PCR		
Transtracheal Aspirate	Biologic Fluid Tube	0	2-8°C	PCR		
C8663102 Chlamydia psittaci Antibody						
Serum	Separator Tube	2 mL	2-8°C	IFT	Tue 08:00	Wed 18:00

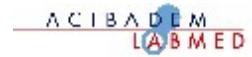
Acibadem Labmed Medical Laboratory is granted fixed and flexible scope accreditation according to TS EN ISO 15189 by TURKAK (AB-0001-TL). Sign (1) shows accredited tests and sign (2) shows tests analyzed in accredited partner laboratory, Labmed Dortmund MVZ. Sign (3) shows tests analyzed in Central Laboratory.

ALPHABETIC TEST LIST

05.02.2024

SPECIMEN TYPE	CONTAINER	VOLUME	TRANSPORT	METHODOLOGY	PERFORMED	REPORTED
C8660907 Chlamydia trachomatis Antibody, IgA ²						
Serum	Separator Tube	0.3 mL	2-8°C	IFT	Tue 08:00	1 weeks
C8660903 Chlamydia trachomatis Antibody, IgG						
Serum	Separator Tube	0.3 mL	2-8°C	CLIA	Mon-Thu 08:00 Fri 08:00	Tue-Fri 18:00 Mon 18:00
C8660904 Chlamydia trachomatis Antibody, IgM						
Serum	Separator Tube	0.3 mL	2-8°C	CLIA	Mon-Thu 08:00 Fri 08:00	Tue-Fri 18:00 Mon 18:00
C8727001 Chlamydia trachomatis Antigen						
Cervical Swab	Chlamydia Swab	0	2-8°C	IMMUNOASSAY	Mon-Fri 08:00 Sat 08:00	Tue-Sat 18:00 Mon 18:00
Conjunctival Swab	Dacron/ Rayon Swab	0	2-8°C	IMMUNOASSAY		
Prostatic fluid	Dacron/ Rayon Swab	0	2-8°C	IMMUNOASSAY		
Urethral Discharge Material	Dacron/ Rayon Swab	0	2-8°C	IMMUNOASSAY		
Urine	Plastic Collection Cup	20 mL	2-8°C	IMMUNOASSAY		
<p>Urethral Discharge Material: Prior to sampling, patients should be instructed not to urinate for at least 1 hour.</p> <p>Urine: Prior to sampling, patients should be instructed not to urinate for at least 1 hour.</p> <p>Prostatic fluid: Prior to sampling, patients should be instructed not to urinate for at least 1 hour.</p>						
C8749101 Chlamydia trachomatis DNA (PCR)						
PCR swab samples should be transported into sterile saline.						
Cervical Swab	Nucliswab	0	2-8°C	PCR	Thu 08:00	Fri 18:00
Conjunctival Swab	Nucliswab	0	2-8°C	PCR		
Prostatic fluid	Nucliswab	0	2-8°C	PCR		
Tissue Sample	Plastic Collection Cup	0	2-8°C	PCR		
Urethral Discharge Material	Nucliswab	0	2-8°C	PCR		
Urine	Sterile Tube	2 mL	2-8°C	PCR		
C8243501 Chloride (Cl)						
Plasma (Heparin)	Separator Tube + Green	0.5 mL	2-8°C	ISE	Mon-Sat 12:00	Mon-Sat 18:00
Serum	Separator Tube	0.1 mL	2-8°C	ISE		

ALPHABETIC TEST LIST

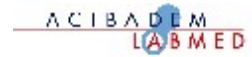


05.02.2024

SPECIMEN TYPE	CONTAINER	VOLUME	TRANSPORT	METHODOLOGY	PERFORMED	REPORTED
C8243803 Chloride (Cl), Biologic Fluids						
Biologic Fluid	Biologic Fluid Tube	0.5 mL	2-8°C	ISE	Mon-Sat 12:00	Mon-Sat 18:00
C8243802 Chloride (Cl), CSF						
CSF	Sterile CSF Tube	0.1 mL	2-8°C	ISE	Mon-Sat 12:00	Mon-Sat 18:00
C8243602 Chloride (Cl), Urine (Random)						
Urine, Random	Plastic Collection Cup	2 mL	2-8°C	ISE	Mon-Sat 12:00	Mon-Sat 18:00
C8243603 Chloride (Cl), Urine (24 hours)						
24-hour Urine	Plastic 24-Hour Urine Container	2 mL	2-8°C	ISE	Mon-Sat 12:00	Mon-Sat 18:00
C8263302 Cholestanol						
Plasma (Heparin), Frozen	Green (Heparin)	0.5 mL	<0°C	GC-MS	Mon 08:00	2 weeks
C8371801 Cholesterol, HDL ¹						
Serum	Separator Tube	0.5 mL	2-8°C	PHOTOMETRY	Mon-Sat 12:00	Mon-Sat 18:00
Serum: The sample should be drawn at fasting for at least 8 hours.						
C8372102 Cholesterol, LDL (Direct)						
The sample should be drawn at fasting for at least 8 hours.						
Serum	Separator Tube	0.2 mL	2-8°C	PHOTOMETRY	Mon-Sat 12:00	Mon-Sat 18:00
Serum: Patient should be fasting for at least eight hours prior to collection of fasting specimen.						
C8246501 Cholesterol, Total						
Serum	Separator Tube	0.5 mL	2-8°C	PHOTOMETRY	Mon-Sat 12:00	Mon-Sat 18:00
Serum: The sample should be drawn at fasting for at least 8 hours.						
C8925639 Cholesterol, Total, Biologic Fluids						
Biologic Fluid	Biologic Fluid Tube	0.5 mL	2-8°C	PHOTOMETRY	Mon-Sat 12:00	Mon-Sat 18:00
C8371901 Cholesterol, VLDL						
Serum	Separator Tube	0.1 mL	2-8°C	PHOTOMETRY	Mon-Sat 12:00	Mon-Sat 18:00
Serum: Patient should be fasting for at least eight hours prior to collection of fasting specimen.						

Acibadem Labmed Medical Laboratory is granted fixed and flexible scope accreditation according to TS EN ISO 15189 by TURKAK (AB-0001-TL). Sign (1) shows accredited tests and sign (2) shows tests analyzed in accredited partner laboratory, Labmed Dortmund MVZ. Sign (3) shows tests analyzed in Central Laboratory.

ALPHABETIC TEST LIST



05.02.2024

SPECIMEN TYPE	CONTAINER	VOLUME	TRANSPORT	METHODOLOGY	PERFORMED	REPORTED
C8249501 Chromium (Cr)						
Whole Blood (Heparin)	Sodium Heparin-Royal Blue	2 mL	2-8°C	ICP-MS	Tue 08:00 Wed 08:00 Fri 08:00	Thu 18:00 Fri 18:00 Tue 18:00
C8249503 Chromium (Cr)/Creatinine Ratio, Urine Random						
Urine, Random	Plastic Collection Cup	5 mL	2-8°C	ICP-MS	Tue 08:00 Wed 08:00 Fri 08:00	Thu 18:00 Fri 18:00 Tue 18:00
C8631607 Chromogranin A ³						
Serum, Frozen	Separator Tube	2 mL	<0°C	ELISA	Tue 08:00	2 weeks
C8818043 Chronic myelomonocytic leukemia Panel (CMML), Biologic Fluid						
Please contact with the laboratory before collecting the sample. Send specimen in original tube. Do not aliquot. Fill the "Acibadem Labmed Flow Cytometry Tests Request Form"						
Biologic Fluid	Lavender (EDTA)	5 mL	18-24°C	FLOW CYTOMETRY	Mon-Sat 08:00	4 days
C8818041 Chronic myelomonocytic leukemia Panel (CMML), Whole Blood						
Please contact with the laboratory before collecting the sample. Send specimen in original tube. Do not aliquot. Fill the "Acibadem Labmed Flow Cytometry Tests Request Form"						
Whole Blood	Lavender (EDTA)	5 mL	18-24°C	FLOW CYTOMETRY	Mon-Sat 08:00	4 days
C8818042 Chronic myelomonocytic leukemia Panel (CMML), Bone Marrow						
Please contact with the laboratory before collecting the sample. Send specimen in original tube. Do not aliquot. Fill the "Acibadem Labmed Flow Cytometry Tests Request Form"						
Bone Marrow	Lavender (EDTA)	5 mL	18-24°C	FLOW CYTOMETRY	Mon-Sat 08:00	4 days
C8616201 CH-50 Complement Hemolytic Activity						
Serum, Frozen	Separator Tube	1 mL	<0°C	TURBIDIMETRY	Tue 08:00	2 weeks 18:00
C8250703 Citrate, Urine (24-hour)						
24-hour Urine	Plastic 24-Hour Urine Container	2 mL	2-8°C	PHOTOMETRY	Mon 08:00 Thu 08:00	Mon 18:00 Thu 18:00
C8250707 Citrate/Creatinine Ratio, Urine random						
Urine, Random	Plastic Collection Cup	5 mL	2-8°C	PHOTOMETRY	Mon 08:00 Thu 08:00	Mon 18:00 Thu 18:00

Acibadem Labmed Medical Laboratory is granted fixed and flexible scope accreditation according to TS EN ISO 15189 by TURKAK (AB-0001-TL). Sign (1) shows accredited tests and sign (2) shows tests analyzed in accredited partner laboratory, Labmed Dortmund MVZ. Sign (3) shows tests analyzed in Central Laboratory.

ALPHABETIC TEST LIST

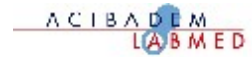


05.02.2024

SPECIMEN TYPE	CONTAINER	VOLUME	TRANSPORT	METHODOLOGY	PERFORMED	REPORTED
C8600452 Clobazam ²						
Serum	Plain Tube	2 mL	2-8°C	HPLC	Tue 08:00	1 weeks
<hr/>						
C8029916 Clonazepam ²						
Serum	Plain Tube	1 mL	2-8°C	LC-MS/MS	Tue 08:00	1 weeks
Serum: Unacceptable Conditions: Separator tubes						
<hr/>						
C8780234 Clonidine/L-Dopa Growth Hormone Stimulation Test)						
Serum, Frozen	Separator Tube	1 mL	<0°C	CLIA	Thu 08:00	Fri 18:00
<p>Serum, Frozen: An appointment should be made from the laboratory for this test. Function Tests Sample Follow-up Form should be sent with the sample. Fasting is required for at least 8 hours. The patient should be rested for 30 minutes before drawing the sample.</p> <p>For Clonidine test; 5 µg / kg (max 300 µg) is administered orally. Clonidine is administered orally after a blood sample is drawn at 0 minutes. Blood samples are then collected at 30, 60, 90, 120 minutes and their sera are separated and transported frozen. For L-Dopa test; 500 mg for adults and 10 mg / kg L-DOPA for children (under 15 years) are given orally. (The amount of L-DOPA for children should not exceed 500 mg). L-dopa is administered orally after a blood sample is drawn at 0 minutes. Blood samples are then collected at 30, 60, 90, 120 minutes and their sera are separated and transported frozen.</p>						
<hr/>						
C8732402 Clostridium difficile Toxin A + B						
Stool	Plastic Collection Cup	1 gr	2-8°C	IMMUNOCHROMATOGRAPHY	Mon-Fri 08:00 Sat 08:00	Tue-Sat 18:00 Mon 18:00
Stool: Samples are stable 24 hours in room temperature. Frozen samples are inappropriate for test.						
<hr/>						
C8780110 Clostridium difficile Toxin A/B DNA (PCR)						
Stool	Plastic Collection Cup	1 gr	2-8°C	PCR	Mon-Fri 08:00	2 days
<hr/>						
C8029938 Clozapine						
Serum	Plain Tube	1 mL	2-8°C	LC MS-MS	Wed 08:00	Thu 18:00
Serum: Unacceptable Conditions: Separator tubes						
<hr/>						
C8301801 Cobalt (Co)						
Plasma (Heparin)	Sodium Heparin-Royal Blue	2 mL	2-8°C	ICP-MS	Tue 08:00 Wed 08:00 Fri 08:00	Thu 18:00 Fri 18:00 Tue 18:00
<hr/>						
C8301808 Cobalt (Co)/Creatinine Ratio, Urine Random						
Urine, Random	Plastic Collection Cup	5 mL	2-8°C	ICP-MS	Tue 08:00 Wed 08:00 Fri 08:00	Thu 18:00 Fri 18:00 Tue 18:00

Acibadem Labmed Medical Laboratory is granted fixed and flexible scope accreditation according to TS EN ISO 15189 by TURKAK (AB-0001-TL). Sign (1) shows accredited tests and sign (2) shows tests analyzed in accredited partner laboratory, Labmed Dortmund MVZ. Sign (3) shows tests analyzed in Central Laboratory.

ALPHABETIC TEST LIST

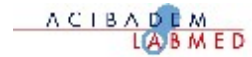


05.02.2024

SPECIMEN TYPE	CONTAINER	VOLUME	TRANSPORT	METHODOLOGY	PERFORMED	REPORTED
C8249102 Coenzyme Q-10³						
Serum	Separator Tube	1 mL	2-8°C	LC-MS/MS	Mon 08:00	Tue 08:00
C8392503 Colchicine, Serum²						
Serum	Plain Tube	2 mL	2-8°C	LC-MS/MS	Tue 08:00	2 weeks
C8615702 Cold Agglutinin (Titer)						
Serum and Whole Blood (EDTA)	Separator + Lavander	4 mL	2-8°C	GEL CENTRIFUGATION	Mon-Fri 12:00	Mon-Fri 18:00
Serum and Whole Blood (EDTA): Before centrifugation, the patient sample is kept at 37°C for 15 minutes to ensure clotting, and then the serum/plasma sample is separated by centrifugation. Immunohematology Tests Information Form must be filled in completely and sent by the physician as stamped/signed with the sample.						
C8616011 Complement C1q³						
Serum	Separator Tube	1 mL	2-8°C	EIA	Mon-Thu 08:00 Fri 08:00	Tue-Fri 18:00 Mon 18:00
Serum: Unacceptable condition: Hemolysis						
C8616002 Complement C3						
Serum	Separator Tube	0.3 mL	2-8°C	NEPHELOMETRY	Tue 08:00 Fri 08:00	Thu 18:00 Mon 18:00
C8616001 Complement C4						
Serum	Separator Tube	0.3 mL	2-8°C	NEPHELOMETRY	Tue 08:00 Fri 08:00	Thu 18:00 Mon 18:00
C8616005 Complement C5³						
Serum	Separator Tube	1 mL	2-8°C	NEPHELOMETRY	Tue 08:00	1 week
C8260704 Complement H²						
Plasma (EDTA), Frozen	Lavender (EDTA)	5 mL	<0°C	IMMUNOPRECIPITATION	Tue 08:00	21 days
Plasma (EDTA), Frozen: Plasma (EDTA). Separate plasma from cells and freeze ASAP.						
C8237303 Congenital Glycosylation Disorder (CDG-transferrin)²						
Serum, Frozen	Separator Tube	2 mL	<0°C	IEF	Tue 08:00	1 month
C8688002 Coombs, Direct (Monospecific)						
Whole Blood (EDTA) (TM)	Lavender (EDTA)	2 mL	18-24°C	GEL CENTRIFUGATION	Mon-Sat	2 hours
Whole Blood (EDTA) (TM): Whole Blood (EDTA)						

Acibadem Labmed Medical Laboratory is granted fixed and flexible scope accreditation according to TS EN ISO 15189 by TURKAK (AB-0001-TL). Sign (1) shows accredited tests and sign (2) shows tests analyzed in accredited partner laboratory, Labmed Dortmund MVZ. Sign (3) shows tests analyzed in Central Laboratory.

ALPHABETIC TEST LIST



05.02.2024

SPECIMEN TYPE	CONTAINER	VOLUME	TRANSPORT	METHODOLOGY	PERFORMED	REPORTED
C8688001 Coombs, Direct (polyspecific)						
Whole Blood (EDTA) (TM)	Lavender (EDTA)	2 mL	18-24°C	GEL CENTRIFUGATION	Mon-Sat	2 hours
Whole Blood (EDTA) (TM): Whole Blood (EDTA)						
C8688501 Coombs, Indirect						
Serum and Whole Blood (EDTA)	Separator + Lavander	4 mL	18-24°C	GEL CENTRIFUGATION	Mon 12:00 Wed 12:00	Tue 18:00 Thu 18:00
Whole Blood	Lavender (EDTA)	0		GEL CENTRIFUGATION		
Serum and Whole Blood (EDTA): It is necessary to know whether there is a pregnancy in the individual to be tested, if pregnancy is available, the week of pregnancy, whether the Anti-D vaccine has been given, if it has been done, the date of the pregnancy, the blood group result and whether transfusion / transplantation has been performed. Immunohematology Tests Information Form must be filled in completely and sent by the physician as stamped/signed with the sample.						
C8688502 Coombs, Indirect-Titrimetric						
Serum and Whole Blood (EDTA)	Separator + Lavander	4 mL	18-24°C	GEL CENTRIFUGATION	Mon 12:00 Wed 12:00	Tue 18:00 Thu 18:00
Serum and Whole Blood (EDTA): It is necessary to know whether there is a pregnancy in the individual to be tested, if pregnancy is available, the week of pregnancy, whether the Anti-D vaccine has been given, if it has been done, the date of the pregnancy, the blood group result and whether transfusion / transplantation has been performed. Immunohematology Tests Information Form must be filled in completely and sent by the physician as stamped/signed with the sample.						
C8249105 Copeptin (CT-ProAVP) ^{2 3}						
Serum, Frozen	Separator Tube	1 mL	<0°C	TRACE	Tue 08:00	2 weeks
C8252501 Copper (Cu) ^{1 3}						
Plasma (Heparin)	Sodium Heparin-Royal Blue	2 mL	2-8°C	AAS	Tue 08:00 Thu 08:00	Wed 18:00 Fri 18:00
C8252504 Copper (Cu), erythrocyte						
Whole Blood (EDTA)	Lavender (EDTA)	2 mL	2-8°C	ICP-MS	Tue 08:00 Wed 08:00 Fri 08:00	Thu 18:00 Fri 18:00 Tue 18:00
Whole Blood (EDTA): Whole Blood (EDTA)						
C8252503 Copper (Cu), Tissue ²						
Tissue Sample	Call the Laboratory	0.25 gr	<0°C	AAS	Tue 08:00	2 weeks
Tissue Sample: Submit at least 1-2 cm long specimen (200-250 mg). Tissue sample should be immediately frozen in a plain metal-free tube without any fluid. Unacceptable Conditions: Samples less than 0.25 mg (dry weight).						
C8252506 Copper [Mass/time] in 24 hour Urine						
24-hour Urine, HCl treated	Plastic 24-Hour Urine Container	10 mL	2-8°C	ICP-MS	Tue 08:00 Wed 08:00 Fri 08:00	Thu 18:00 Fri 18:00 Tue 18:00

Acibadem Labmed Medical Laboratory is granted fixed and flexible scope accreditation according to TS EN ISO 15189 by TURKAK (AB-0001-TL). Sign (1) shows accredited tests and sign (2) shows tests analyzed in accredited partner laboratory, Labmed Dortmund MVZ. Sign (3) shows tests analyzed in Central Laboratory.

ALPHABETIC TEST LIST



05.02.2024

SPECIMEN TYPE	CONTAINER	VOLUME	TRANSPORT	METHODOLOGY	PERFORMED	REPORTED
C8252505 Copper/Creatinine [Mass Ratio] in Urine						
Urine, Random	Plastic Collection Cup	10 mL	2-8°C	AAS	Tue 08:00 Wed 08:00 Fri 08:00	Thu 18:00 Fri 18:00 Tue 18:00
C8412005 Coproporphyrin Isomers (I and III) ²						
24-hour Urine	Plastic 24-Hour Urine Container	5 mL	2-8°C	LC-MS/MS	Tue 08:00	1 weeks
24-hour Urine: Protect urine sample from direct sun-light.						
C8253301 Cortisol						
Serum	Separator Tube	1 mL	2-8°C	CLIA	Mon-Sat 12:00	Mon-Sat 18:00
Serum: Sampling times for cortisol are from 06:00 to 10:00 in the morning and from 15:00 to 17:00 in the afternoon.						
C8253002 Cortisol, Free /Creatinine Ratio, Urine (random)						
Urinary free cortisol correlates well with the concentration of plasma free cortisol and it is a sensitive test for the various disease of adrenocortical dysfunction, particularly hypercortisolism (Cushing syndrome)						
Urine, Random	Plastic Collection Cup	5 mL	2-8°C	LC MS-MS	Wed 08:00	Thu 18:00
C8253001 Cortisol, Free (24 hours)						
24-hour Urine	Plastic 24-Hour Urine Container	5 mL	2-8°C	LC-MS/MS	Wed 08:00	Thu 18:00
C8253302 Cortisol, Saliva						
Saliva	Call the Laboratory	2 mL	<0°C	ECLIA	Wed 08:00	Thu 18:00
Saliva: For saliva samples a special tube must be used. After collecting the saliva sample, tube must be centrifuged (2 minutes at 1000xg.), frozen and sent to the laboratory. You can obtain the special saliva tubes from sample admission department of Central Laboratory.						
C8414302 Cortisone						
Serum	Separator Tube	0.5 mL	2-8°C	LC-MS/MS	Tue 08:00	Fri 18:00
Serum: Sampling times are from 07:00 to 09:00 in the morning						
C8388701 Cotinine, Serum (Nicotine Metabolite) ²						
Serum	Plain Tube	2 mL	2-8°C	GC-MS	Tue 08:00	1 weeks
C8663801 Coxiella burnetii Antibody (Q fever) ²						
Serum	Separator Tube	0.3 mL	2-8°C	CBR	Tue 08:00	2 weeks

Acibadem Labmed Medical Laboratory is granted fixed and flexible scope accreditation according to TS EN ISO 15189 by TURKAK (AB-0001-TL). Sign (1) shows accredited tests and sign (2) shows tests analyzed in accredited partner laboratory, Labmed Dortmund MVZ. Sign (3) shows tests analyzed in Central Laboratory.

ALPHABETIC TEST LIST

05.02.2024

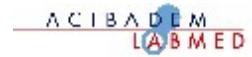
SPECIMEN TYPE	CONTAINER	VOLUME	TRANSPORT	METHODOLOGY	PERFORMED	REPORTED
C8780197 Coxiella burnetii DNA (PCR)						
Tissue Sample	Plastic Collection Cup	1 gr	2-8°C	REAL TIME PCR	Tue 08:00 Wed 08:00 Thu 08:00	1 week 18:00
Whole Blood (EDTA) (PCR)	Lavender (EDTA)	3 mL	2-8°C	REAL TIME PCR		
C8468101 C-Peptide						
Serum, Frozen	Separator Tube	1 mL	<0°C	CLIA	Mon-Sat 12:00	Mon-Sat 18:00
Serum, Frozen: Patient should be fasting for at least eight hours prior to collection of fasting specimen. Separate serum from cells and freeze if not analyzed in 24 hours.						
C8468103 C-Peptide, Postprandial						
Serum, Post-prandial (Frozen)	Separator Tube	1 mL	<0°C	CLIA	Mon-Sat 12:00	Mon-Sat 18:00
Serum, Post-prandial (Frozen): Samples those not analysed in 24 h should be frozen.						
C8468102 C-Peptide Stimulation Test						
Serum, Frozen	Separator Tube	1 mL	<0°C	CLIA	Mon 08:00 Wed 08:00 Fri 08:00	Tue 18:00 Thu 18:00 Sat 18:00
Serum, Frozen: An appointment should be made from the laboratory for this test. Fasting is required for at least 8 hours.						
C8614001 C-Reactive Protein (CRP)						
Plasma (Heparin)	Separator Tube + Green	0.5 mL	2-8°C	PHOTOMETRY	Mon-Sat 12:00	Mon-Sat 18:00
Serum	Separator Tube	0.5 mL	2-8°C	PHOTOMETRY		
Serum: The serum should be separated from the cells within 2 hours.						
C8614003 C-Reactive Protein (hsCRP), High Sensitive						
Serum	Separator Tube	0.3 mL	2-8°C	PHOTOMETRY	Mon-Sat 12:00	Mon-Sat 18:00
C8614005 C-reactive Protein (micro-CRP) (POCT)						
Capillary Blood	Capillary Tube	0	2-8°C	sandwich immunodetection	Mon-Sat 14:00	Mon-Sat 18:00
C8255001 Creatin Kinase (CK), total						
Plasma (Heparin)	Separator Tube + Green	0.5 mL	2-8°C	ENZYMATIC	Mon-Sat 12:00	Mon-Sat 18:00
Serum	Separator Tube	0.5 mL	2-8°C	ENZYMATIC		

ALPHABETIC TEST LIST

05.02.2024

SPECIMEN TYPE	CONTAINER	VOLUME	TRANSPORT	METHODOLOGY	PERFORMED	REPORTED
C8255401 Creatin Kinase Isoenzymes ³						
Hemolysed sample is not acceptable.						
Serum	Separator Tube	1 mL	2-8°C	ELECTROPHORESIS	Mon-Fri 08:00	1 week
C8255301 Creatine Kinase-MB (CK-MB)						
Serum	Separator Tube	0.2 mL	2-8°C	PHOTOMETRY	Mon-Sat 14:00	Mon-Sat 18:00
Serum: Unacceptable condition: Hemolysis						
C8255300 Creatine Kinase-MB (CK-MB), Mass						
Plasma (Heparin)	Separator Tube + Green	0.5 mL	2-8°C	CLIA	Mon-Sat 14:00	Mon-Sat 18:00
Serum	Separator Tube	0.5 mL	2-8°C	CLIA		
C8257504 Creatinine, Biological Fluid						
Biologic Fluid	Biologic Fluid Tube	1 mL	2-8°C	PHOTOMETRY	Mon-Sat 12:00	Mon-Sat 18:00
C8257501 Creatinine Clearance						
Serum and 24-hour Urine	Separator Tube + Plastic 24 Hour Urine Container	2 mL	2-8°C	PHOTOMETRY	Mon-Sat 12:00	Mon-Sat 18:00
Serum and 24-hour Urine: Patient age, sex, height and weight are required.						
C8257502 Creatinine Clearance (Less than 15 years old Individuals)						
Serum and 24-hour Urine	Separator Tube + Plastic 24 Hour Urine Container	2 mL	2-8°C	PHOTOMETRY	Mon-Sat 12:00	Mon-Sat 18:00
C8256501 Creatinine, Serum						
Plasma (Heparin)	Separator Tube + Green	1 mL	2-8°C	PHOTOMETRY	Mon-Sat 12:00	Mon-Sat 18:00
Serum	Separator Tube	1 mL	2-8°C	PHOTOMETRY		
C8257003 Creatinine, Urine (Random)						
Urine, Random	Plastic Collection Cup	2 mL	2-8°C	PHOTOMETRY	Mon-Sat 12:00	Mon-Sat 18:00
C8257004 Creatinine, Urine (24 hours)						
24-hour Urine	Plastic 24-Hour Urine Container	2 mL	2-8°C	PHOTOMETRY	Mon-Sat 12:00	Mon-Sat 18:00

ALPHABETIC TEST LIST



05.02.2024

SPECIMEN TYPE	CONTAINER	VOLUME	TRANSPORT	METHODOLOGY	PERFORMED	REPORTED
C8257503 Creatinine, Urine (24 h)(< 15 y individuals)						
24-hour Urine	Plastic 24-Hour Urine Container	2 mL	2-8°C	PHOTOMETRY	Mon-Sat 12:00	Mon-Sat 18:00
C8040007 CRH Stimulation Test						
Serum and Plasma (EDTA), Frozen	Separator + Lavander	2 mL		ECLIA	Mon 14:00 Wed 14:00 Fri 14:00	Mon 18:00 Wed 18:00 Fri 18:00
C8690401 Cross-match						
Whole Blood(EDTA)(CROSS)	Lavender (EDTA)	2 mL	2-8°C	GEL CENTRIFUGATION	Mon-Sat	2 hours
Whole Blood(EDTA)(CROSS): Whole Blood (EDTA)						
C8258501 Cryofibrinogen						
The blood specimen must be collected in two lavender top tubes (37°C). The sample should be immediately transferred to a 37°C incubator/water-bath and allowed to settle at 37°C for an for 1 hr (DO NOT centrifuge). The self-separated plasmas are transferred to 2 secondary tubes of at least 3 mL in each tube and transported to the laboratory at 37°C. Hemolyzed and lipemic samples are not accepted.						
Apply to Laboratory	Lavender (EDTA)	6 mL	18-24°C	MANUAL	Mon-Fri	1 weeks
C8259501 Cryoglobulin						
Apply to Laboratory	Plain Tube	8 mL	18-24°C	MANUAL	Mon-Fri	1 weeks
Apply to Laboratory: The blood specimen must be collected in two 10 mL warm tubes (37°C) in the absence of anticoagulants. The sample should be immediately transferred to a 37°C incubator/water-bath and allowed to clot and settle at 37°C for an for 1 hr (DO NOT centrifuge). The self-separated serums are transferred to 2 secondary tubes of at least 5 mL in each tube and transported to the laboratory at 37°C.						
C8259502 Cryoglobulin, Quantitation and Typing						
Serum	Plain Tube	5 mL	18-24°C	PRECIPITATION, IMMUNOFIXATION	Tue 08:00 Wed 08:00 Thu 08:00	2 weeks 18:00
Serum: Blood must be drawn in a pre-warmed (37°C) syringe and kept at 37°C. Immediately after blood has been obtained, transfer specimen to a pre-warmed (37°C) plain red and keep specimen at 37°C until clotting is complete. Specimen may be drawn directly into a pre-warmed collection tube and maintained at 37°C until centrifugation. Let clot for one hour at 37°C. Separate serum from cells using a 37°C centrifuge, if possible.						
C8732700 Cryptococcus neoformans antigen, CSF						
CSF	Biologic Fluid Tube	1 mL	2-8°C	CLIA	Mon-Thu 08:00 Fri 08:00	Tue-Fri 18:00 Mon 18:00
C8732699 Cryptococcus neoformans antigen, Serum						
Serum	Separator Tube	1 mL	2-8°C	CLIA	Mon-Thu 08:00 Fri 08:00	Tue-Fri 18:00 Mon 18:00
Serum: Unacceptable conditions: Hemolysis and lipemia						

Acibadem Labmed Medical Laboratory is granted fixed and flexible scope accreditation according to TS EN ISO 15189 by TURKAK (AB-0001-TL). Sign (1) shows accredited tests and sign (2) shows tests analyzed in accredited partner laboratory, Labmed Dortmund MVZ. Sign (3) shows tests analyzed in Central Laboratory.

ALPHABETIC TEST LIST



05.02.2024

SPECIMEN TYPE	CONTAINER	VOLUME	TRANSPORT	METHODOLOGY	PERFORMED	REPORTED
C8780164 Cryptococcus neoformans DNA (PCR), CSF						
CSF	Sterile CSF Tube	1 mL	2-8°C	PCR	Mon-Fri 08:00	3 days
C8732801 Cryptosporidium Antigen						
Stool	Plastic Collection Cup	5 mL	2-8°C	IMMUNOCHROMATOGRAPHY	Mon-Sat 12:00	Mon-Sat 18:00

ALPHABETIC TEST LIST

05.02.2024

SPECIMEN TYPE	CONTAINER	VOLUME	TRANSPORT	METHODOLOGY	PERFORMED	REPORTED
C8707501 Culture, Aerobic (All Sample Types)						
Biologic Fluid	Biologic Fluid Tube	1 mL	2-8°C	C/I/S	Mon-Sat 12:00	3 days 17:00
Biopsy Material	Plastic Collection Cup	0	2-8°C	C/I/S		
Bone Marrow	Biologic Fluid Tube	0	2-8°C	C/I/S		
Cervical Swab	Biologic Fluid Tube	0	2-8°C	C/I/S		
Cord	Plastic Collection Cup	0	2-8°C	C/I/S		
Cord Blood	Plain Tube	0	2-8°C	C/I/S		
Cystic Fluid	Sterile Tube	0	2-8°C	C/I/S		
Ear Discharge	Biologic Fluid Tube	0	2-8°C	C/I/S		
Gastric Juice	Biologic Fluid Tube	1 mL	2-8°C	C/I/S		
Joint Fluid	Biologic Fluid Tube	1 mL	2-8°C	C/I/S		
Nail Scraps	Plastic Collection Cup	0	2-8°C	C/I/S		
Nasal Discharge	Swap	0	2-8°C	C/I/S		
Nasopharyngeal Swab	Swap	0	2-8°C	C/I/S		
Ophthalmic Discharge	Biologic Fluid Tube	0.5 mL	2-8°C	C/I/S		
Other	Call the Laboratory	0	2-8°C	C/I/S		
Pericardial Fluid	Biologic Fluid Tube	1 mL	2-8°C	C/I/S		
Peritoneal Fluid	Biologic Fluid Tube	1 mL	2-8°C	C/I/S		
Pleural Fluid	Biologic Fluid Tube	1 mL	2-8°C	C/I/S		
Prostatic fluid	Biologic Fluid Tube	0	2-8°C	C/I/S		
Rectal Swab	Swap	0	2-8°C	C/I/S		
Skin Material	Call the Laboratory	0	2-8°C	C/I/S		
Surgical Material	Call the Laboratory	0	2-8°C	C/I/S		
Tissue Sample	Plastic Collection Cup	0	2-8°C	C/I/S		
Urethral Discharge Material	Swap	0	2-8°C	C/I/S		
Vulva	Swap	0	2-8°C	C/I/S		

Cervical Swab: Sample collection : By the help of a sterile swab take the excess of mucus on mouth of cervix.By a second swab swab sample is taken from the endocervical canal.Take the swab from the canal without touching vagen mucosa.Transfer the swab into the gelled medium and deliver to the laboratory.

ALPHABETIC TEST LIST

05.02.2024

SPECIMEN TYPE	CONTAINER	VOLUME	TRANSPORT	METHODOLOGY	PERFORMED	REPORTED
---------------	-----------	--------	-----------	-------------	-----------	----------

C8707511 Culture, Anaerobic

Sample collection: Anaerobe samples should be sent to the laboratory without having been touched with air. They can be transferred in a special anaerobe transport container or in a sterile injector with its tip bended and having no foam and air. Appropriate samples: Deep wounds, sterile fluids, abscesses, transtracheal aspirate, tissue, blood, bone marrow, samples taken for Actinomyces during surgery and samples from intrauterine device, ovarian and fallopian tubes. Inappropriate samples: Sample swabs and fluids not transferred into anaerobe transportation container. Any sample except tissue samples which are touched with air are not appropriate for anaerobe culture. Samples having normal anaerobic flora, nonsterile or samples having leaking containers. Delayed transportation, samples stored in refrigerator or frozen samples.

Biologic Fluid	Biologic Fluid Tube	5 mL	18-24°C	C//S	Mon-Sat 12:00	5 days 17:00
Bronchoalveolar Lavage	Biologic Fluid Tube	5 mL	18-24°C	C//S		
Other	Call the Laboratory	5 mL	18-24°C	C//S		
Pus	Biologic Fluid Tube	5 mL	18-24°C	C//S		
Transtracheal Aspirate	Biologic Fluid Tube	5 mL	18-24°C	C//S		

C8707522 Culture, Catheter tip

Catheter Tip	Plastic Collection Cup	0	2-8°C	C//S	Mon-Sat 12:00	4 days 17:00
--------------	------------------------	---	-------	------	---------------	--------------

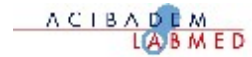
Catheter Tip: The exit point of the catheter from the skin is wiped with alcohol and the catheter is taken off with a pens. Cut a 5cm part of the catheter from its end point and put into a sterile container.

C8707507 Culture, CSF

CSF	Sterile CSF Tube	0.3 mL	18-24°C	C//S	Mon-Sat 12:00	3 days 17:00
-----	------------------	--------	---------	------	---------------	--------------

CSF: The samples should be transferred into sterile tubes and sent immediately to the laboratory. Appropriate samples: Frozen or clotted samples. Also, for culture samples-refrigerated samples are inappropriate, for body fluid cell counting test; centrifuged, nonsterile or samples in a leaking container are inappropriate.

ALPHABETIC TEST LIST



05.02.2024

SPECIMEN TYPE	CONTAINER	VOLUME	TRANSPORT	METHODOLOGY	PERFORMED	REPORTED
---------------	-----------	--------	-----------	-------------	-----------	----------

C8710201 Culture, Fungi

Vaginal, throat and feces samples should be screened for yeasts. CSF should be stored in 35 °C, if they cannot be transferred in 8 hours. Leaking or nonsterile containers are inappropriate. If there is yeast growth in culture identification and antifungal susceptibility testing is performed by automated systems.

Bronchoalveolar Lavage	Biologic Fluid Tube	1	mL	2-8°C	C//S	Mon-Sat 12:00	21 days 17:00
Hair	Plastic Collection Cup	0		18-24°C	C//S		
Nail Scraps	Plastic Collection Cup	0		18-24°C	C//S		
Other	Call the Laboratory	0		2-8°C	C//S		
Peripheral Stem Cell	Sterile Glass Tube	1	mL	18-24°C	C//S		
Skin Scraps	Plastic Collection Cup	0		18-24°C	C//S		
Sputum	Plastic Collection Cup	0		2-8°C	C//S		
Throat Swab	Swap	0		2-8°C	C//S		
Urine, Sterile	Plastic Collection Cup	0		2-8°C	C//S		
Vaginal Discharge	Swap	0		2-8°C	C//S		
Whole Blood	Blood Culture Bottle	10	mL	18-24°C	C//S		

Skin Scraps: In order to prevent bacterial contamination, it is recommended that the infected skin to be disinfected with 70% alcohol before the procedure and the sample should be obtained from the border area of the lesion with scalpel, or a dermal curette.

Hair: During the collection of hair and scalp samples, preferably under the Wood lamp, the entire scalp is examined and the infected area is detected, at least 10 hair follicles along with shells, if any, are collected by forceps. Skin antiseptics is not required. In the presence of favus, scutulum on the hair follicle is suitable for culture and direct microscopy. In Piedra, a few strands of hair with nodules are cut and removed.

Nail Scraps: In order to increase the effectiveness of the examination, samples should be obtained before starting local or systemic antifungal treatment and nails should be cleaned with 70% alcohol before the procedure. In distal subungual onychomycosis, after cutting the nails, sample should be obtained from the nail bed, by proximally scraping the yellowwhite brittle keratin residues with the help of a small curette or scalpel. In proximal subungual onychomycosis, healthy upper layers should be peeled to reach the infected sublayers of the nail. Samples should be obtained from the proximal nail bed closest to the lunula, through the lesion. In superficial white onychomycosis, infected material should be scraped off from the white areas on the surface of the nail plate.

C8708102 Culture, Legionella

Inappropriate samples: Urine, feces, pus or any other material except respiratory samples. All dried samples, samples in saline or formaldehyde or samples in a leaking container are inappropriate.

Biologic Fluid	Sterile Tube	2	mL	2-8°C	CULTURE	Mon-Sat 12:00	7 days 17:00
Bronchoalveolar Lavage	Sterile Tube	2	mL	2-8°C	CULTURE		
Nasopharyngeal Swab	Swap	0		2-8°C	CULTURE		
Sputum	Sterile Tube	0		2-8°C	CULTURE		
Tissue Sample	Sterile Tube	0		2-8°C	CULTURE		
Transtracheal Aspirate	Sterile Tube	2	mL	2-8°C	CULTURE		
Urine, Sterile	Plastic Collection Cup	5	mL	2-8°C	CULTURE		

C8707502 Culture, Pus^{1 3}

Pus	Biologic Fluid Tube	2	gr	2-8°C	C//S	Mon-Sat 12:00	3 days 17:00
------------	----------------------------	---	----	-------	------	---------------	--------------

Pus: Samples should be collected in sterile containers. They should be transferred to the laboratory in sterile conditions without confronting any substances (alcohol etc.) that inhibit growing. From where the samples are taken should absolutely be marked. Inappropriate conditions: Nonsterile or leaking containers, dry samples or swabs. More than 24 hours refrigerated or frozen samples. Aspirate fluid should be transferred in sterile tapped injectors, pus material should be transferred in sterile tube, or anaerobe transport medium, swabs are transferred in bacterial transport medium at 15-25°C.

ALPHABETIC TEST LIST



05.02.2024

SPECIMEN TYPE	CONTAINER	VOLUME	TRANSPORT	METHODOLOGY	PERFORMED	REPORTED
---------------	-----------	--------	-----------	-------------	-----------	----------

C8707505 Culture, Semen

Semen	Plastic Collection Cup	0.3 mL	18-24°C	C//S	Mon-Sat 12:00	4 days 17:00
-------	------------------------	--------	---------	------	---------------	--------------

Semen: Samples should be collected in sterile containers. They should be transferred to the laboratory in sterile conditions without confronting any substances(alcohol etc.) that inhibit growing.

C8706002 Culture, Sputum

Sputum	Plastic Collection Cup	5 mL	2-8°C	C//S	Mon-Sat 12:00	3 days 17:00
--------	------------------------	------	-------	------	---------------	--------------

Sputum: Mouth and teeth should be cleaned with water gargling.5-10 ml sputum sample is transferred into sterile, unleaking container.Samples coming with a deep cough are better.If taking sputum sample is hard patient can collect the sample by the help of an expectorant drug.Inappropriate samples: Clearly spit samples are not appropriate. Culture samples should be taken before antibiotic therapy.

C8704501 Culture, Stool

Stool	Plastic Collection Cup	1 gr	2-8°C	C//S	Mon-Sat 12:00	3 days 17:00
-------	------------------------	------	-------	------	---------------	--------------

Stool: Sample collection: If there is mucus, blood and pus in the feces sample investigation should especially be performed by using these areas.1-2 grams of fresh feces samples are transferred into an enteric transport medium(Cary blair).In children and adults having active diarrhoea rectal swab samples are appropriate.Inappropriate conditions: Unclean or leaking containers, more than 1 sample in 24 hours, storage of the sample with inappropriate preservatives, more than 48 hours refrigerated or frozen samples.

C8706001 Culture, Throat

Throat Swab	Swap	0	18-24°C	C/I	Mon-Sat 12:00	2 days 17:00
-------------	------	---	---------	-----	---------------	--------------

Throat Swab: Nothing should be eaten and no disinfectant or gargling should be used before collection of the sample.Let the patient sit on his face to the light.Open the mouth widely.While patient deeply breathes suppress the tongue by abeslang.By the help of a swab without touching mouth mucus and tongue and without touching the patient s spits gently touch and press rotate to the tonsills, pharynx and nasopharynx and to the lesion if there is.In patients having both throat culture and strep A test at the same time samples are taken both rayon and cotton swabs.After collection of the sample if there is only culture sample cotton swab is transferred into gelled transport medium and sent to the laboratory. Frozen samples are inappropriate.

C8708601 Culture, Urine

Urine, Sterile	Plastic Collection Cup	2 mL	2-8°C	C//S	Mon-Sat 12:00	3 days 17:00
----------------	------------------------	------	-------	------	---------------	--------------

Urine, Sterile: First genital cleaning should be made. Afterwards only midstream urine should be used for urinary culture.

C8708115 Culture, Urogenital Mycoplasma

Cervical Swab	Dacron/ Rayon Swab	0	2-8°C	C//S	Mon-Fri 12:00	4 days 17:00
Prostatic fluid	Dacron/ Rayon Swab	0	2-8°C	C//S		
Semen	Plastic Collection Cup	0	2-8°C	C//S		
Urethral Discharge Material	Dacron/ Rayon Swab	0	2-8°C	C//S		
Urine, Sterile	Plastic Collection Cup	10 mL	2-8°C	C//S		

Cervical Swab: Take the mucus on the exocervix without using local antiseptics. Take the sample from the cervix by a swab.
 Urethral Discharge Material: Clean the mouth of the urethra , take the sample by a dacron or rayon swab. (The last urine should be voided at least 3 hours before).
 Semen: Semen samples are taken into a sterile container and capped tightly. 25 uL semen sample is added to transport medium.
 Urine, Sterile: The first morning urine sample is taken and 500 uL urine sample is added to transport medium.

ALPHABETIC TEST LIST

05.02.2024

SPECIMEN TYPE	CONTAINER	VOLUME	TRANSPORT	METHODOLOGY	PERFORMED	REPORTED
C8708118 Culture, Urogenital Ureaplasma						
Cervical Swab	Dacron/ Rayon Swab	0	2-8°C	C/I/S	Mon-Fri 12:00	4 days 17:00
Prostatic fluid	Dacron/ Rayon Swab	0	2-8°C	C/I/S		
Semen	Plastic Collection Cup	0	2-8°C	C/I/S		
Urethral Discharge Material	Dacron/ Rayon Swab	0	2-8°C	C/I/S		
Urine, Sterile	Plastic Collection Cup	10 mL	2-8°C	C/I/S		
<p>Cervical Swab: Take the mucus on the exocervix without using local antiseptics. Take the sample from the cervix by a swab.</p> <p>Urethral Discharge Material: Clean the mouth of the urethra , take the sample by a dacron or rayon swab. (The last urine should be voided at least 3 hours before).</p> <p>Semen: Semen samples are taken into a sterile container and capped tightly. 25 uL semen sample is added to transport medium.</p> <p>Urine, Sterile: The first morning urine sample is taken and 500 uL urine sample is added to transport medium.</p>						
C8707503 Culture, Vaginal						
Vaginal Discharge	Culture Transport Swab	0	2-8°C	C/I/S	Mon-Sat 12:00	4 days 17:00
Vesicular Fluid	Culture Transport Swab	0	2-8°C	C/I/S		
C8260001 Cyanide ²						
Whole Blood (EDTA)	Lavender (EDTA)	2 mL	2-8°C	LC-MS/MS	Wed 08:00	8 days
Whole Blood (EDTA): Whole Blood (EDTA)						
C8351601 Cyclic Citrullinated Peptid Antibody (anti-CCP)						
Serum	Separator Tube	1 mL	2-8°C	CLIA	Mon-Thu 08:00 Fri 08:00	Tue-Fri 18:00 Mon 18:00
C8015801 Cyclosporine A						
Whole Blood (EDTA)	Lavender (EDTA)	2 mL	2-8°C	CMIA	Mon-Fri 12:00	Mon-Fri 18:00
C8015802 Cyclosporine [Mass/volume] in Blood by LC/MS/MS						
Whole Blood (EDTA)	Lavender (EDTA)	2 mL	2-8°C	LC-MS/MS	Mon-Fri 12:00	Mon-Fri 18:00
C8631608 Cyfra 21-1 ²						
Serum	Separator Tube	0.5 mL	2-8°C	ECLIA	Tue 08:00	1 weeks
C8388301 Cystatine-C						
Serum, Frozen	Separator Tube	1.5 mL	<0°C	NEPHELOMETRY	Tue 08:00	Wed 18:00

ALPHABETIC TEST LIST

05.02.2024

SPECIMEN TYPE	CONTAINER	VOLUME	TRANSPORT	METHODOLOGY	PERFORMED	REPORTED
C8388303 Cysteine-C, Urine						
Urine, Frozen	Plastic Collection Cup	2 mL	<0°C	NEPHELOMETRY	Tue 08:00	Wed 18:00
C8351615 Cystic Fibrosis Screening Test (IRT)						
Capillary Blood	Filter Paper	0	18-24°C	FLUOROMETRY	Tue 08:00 Thu 08:00	Thu 18:00 Tue 18:00
<p>Capillary Blood: Capillary blood should be collected by heel-prick from infants aged between 0-1 months. Blood should be impregnated to fill the whole marked area on sample cards. For the heel-prick samples heel sides should be selected. After obtaining the sample, screening cards should be dried in a horizontal position for 2-3 hours at room temperature avoiding heat or direct sunlight. For patients older than 1 month, Sweat Test or genetic testing is recommended if there is clinical suspicion of Cystic Fibrosis Disease.</p>						
C8261502 Cystine, Urine (24 Hours)						
24-hour Urine, Frozen	Plastic 24-Hour Urine Container	10 mL	<0°C	LC-MS/MS	Mon 08:00 Wed 08:00 Fri 08:00	Wed 18:00 Fri 18:00 Tue 18:00
C8261504 Cystine/Creatinine Ratio, Urine random						
Urine, Random, Frozen	Plastic Collection Cup	5 mL	<0°C	LC-MS/MS	Mon 08:00 Wed 08:00 Fri 08:00	Wed 18:00 Fri 18:00 Tue 18:00
C8664401 Cytomegalovirus (CMV) Antibody, IgG ^{1 3}						
Serum	Separator Tube	0.5 mL	2-8°C	CMIA	Mon-Thu 08:00 Fri 08:00	Tue-Fri 18:00 Mon 18:00
C8664501 Cytomegalovirus (CMV) Antibody, IgM						
Plasma (EDTA)	Lavender (EDTA)	0.5 mL	2-8°C	CMIA	Mon-Thu 08:00 Fri 08:00	Tue-Fri 18:00 Mon 18:00
Serum	Separator Tube	0.5 mL	2-8°C	CMIA		
C8790002 Cytomegalovirus (CMV) DNA (PCR), Transtracheal Aspirate, Quantitative						
Transtracheal Aspirate	Biologic Fluid Tube	2 mL	2-8°C	PCR	Mon-Fri 08:00	2 days
C8749702 Cytomegalovirus (CMV) DNA (PCR), Amniotic Fluid, Quantitative						
Amniotic Fluid	Biologic Fluid Tube	2 mL	2-8°C	PCR	Tue 08:00 Fri 08:00	Wed 18:00 Sat 18:00

Acibadem Labmed Medical Laboratory is granted fixed and flexible scope accreditation according to TS EN ISO 15189 by TURKAK (AB-0001-TL). Sign (1) shows accredited tests and sign (2) shows tests analyzed in accredited partner laboratory, Labmed Dortmund MVZ. Sign (3) shows tests analyzed in Central Laboratory.

ALPHABETIC TEST LIST

05.02.2024

SPECIMEN TYPE	CONTAINER	VOLUME	TRANSPORT	METHODOLOGY	PERFORMED	REPORTED
C8780091 Cytomegalovirus (CMV) DNA (PCR), Biological Fluid, Quantitative						
Biologic Fluid	Biologic Fluid Tube	2 mL	2-8°C	PCR	Mon-Fri 08:00	2 days
Biologic Fluid: Samples should be frozen if they have to wait more than 3 days.						
C8779987 Cytomegalovirus (CMV) DNA (PCR), Bronchoalveolar Lavage, Quantitative						
Bronchoalveolar Lavage	Biologic Fluid Tube	10 mL	2-8°C	PCR	Mon-Fri 08:00	2 days
Bronchoalveolar Lavage: Samples should be frozen if they have to wait more than 3 days.						
C8779986 Cytomegalovirus (CMV) DNA (PCR), CSF, Quantitative						
CSF	Sterile CSF Tube	2 mL	2-8°C	PCR	Mon-Fri 08:00	Tue-Sat 18:00
CSF: Samples should be frozen if they have to wait more than 3 days.						
C8779989 Cytomegalovirus (CMV) DNA (PCR), Stool, Quantitative						
Stool	Plastic Collection Cup	5 gr	2-8°C	PCR	Mon-Fri 08:00	2 days
Stool: Samples should be frozen if they have to wait more than 3 days.						
C8779988 Cytomegalovirus (CMV) DNA (PCR), Tissue, Quantitative						
Tissue Sample	Plastic Collection Cup	0	2-8°C	PCR	Mon-Fri 08:00	4 days
Tissue Sample: Biopsy material transportation should be via nucleic acid carrier buffer.						
C8779990 Cytomegalovirus (CMV) DNA (PCR), Urine, Quantitative						
Urine	Sterile Tube	10 mL	2-8°C	PCR	Mon-Fri 08:00	2 days
Urine: Samples should be frozen if they have to wait more than 3 days.						
C8779991 Cytomegalovirus (CMV) DNA (PCR), Plasma, Quantitative						
Plasma (EDTA), Frozen	Lavender (EDTA)	2 mL	<0°C	PCR	Mon-Fri 08:00	2 days
Plasma (EDTA), Frozen: Unacceptable Conditions: Plasma (Heparin)						
C8779985 Cytomegalovirus (CMV) DNA (PCR), Sputum, Quantitative						
Sputum	Plastic Collection Cup	2 mL	2-8°C	PCR	Mon-Fri 08:00	2 days
Sputum: Samples should be frozen if they have to wait more than 3 days.						
C8664402 Cytomegalovirus (CMV) IgG Avidity						
Serum	Separator Tube	0.5 mL	2-8°C	ELFA	Mon-Thu 08:00 Fri 08:00	Tue-Fri 18:00 Mon 18:00
C8616101 C1 Esterase Inhibitor, Antigen						
Serum	Separator Tube	2 mL	2-8°C	TURBIDIMETRY	Thu 08:00	Tue 18:00

Acibadem Labmed Medical Laboratory is granted fixed and flexible scope accreditation according to TS EN ISO 15189 by TURKAK (AB-0001-TL). Sign (1) shows accredited tests and sign (2) shows tests analyzed in accredited partner laboratory, Labmed Dortmund MVZ. Sign (3) shows tests analyzed in Central Laboratory.

ALPHABETIC TEST LIST

05.02.2024

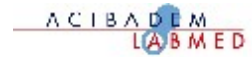
SPECIMEN TYPE	CONTAINER	VOLUME	TRANSPORT	METHODOLOGY	PERFORMED	REPORTED
C8616102 C1q Esterase Inhibitor Activity						
The plasma sample should be frozen by portioning it into at least two separate tubes.						
Plasma (Citrate), Frozen	Blue (Sodium citrate)	0.5 mL	<0°C	COAGULOMETRY	Thu 08:00	Fri 18:00
C8537901 D-Dimer						
Plasma (Citrate)	Blue (Sodium citrate)	1 mL	2-8°C	IMMUNOASSAY	Mon-Sat 12:00	Mon-Sat 18:00
C8537902 D-Dimer						
Whole Blood (Citrate)	Blue (Sodium citrate)	2 mL	18-24°C	IMMUNOASSAY	Mon-Sat 14:00	Mon-Sat 18:00
C8262601 Dehydroepiandrosteron (DHEA), Free						
Serum	Separator Tube	0.5 mL	2-8°C	LC-MS/MS	Wed 08:00	Thu 18:00
C8262602 Dehydroepiandrosterone (DHEA), Saliva						
Saliva	Call the Laboratory	0.5 mL	2-8°C	LC-MS/MS	Wed 08:00	Thu 18:00
C8262701 Dehydroepiandrosterone Sulphate (DHEA-S)						
Serum	Separator Tube	0.2 mL	2-8°C	CLIA	Mon-Sat 12:00	Mon-Sat 18:00
C8213501 Delta-Aminolevulinic Acid (Delta-ALA)						
Urine, Random	Plastic Collection Cup	10 mL	2-8°C	LC-MS/MS	Thu 08:00	1 week
Urine, Random: Protect sample from light during collection, storage, and shipment.						
C8680303 Dengue Virus (Flavivirus) Antibody, IgM²						
Serum	Separator Tube	1 mL	2-8°C	EIA	Tue 08:00	1 weeks
C8252301 Deoxy pyridinoline³						
It is recommended to collect urine in the first or second morning before 10:00 a.m. Protect urine sample from direct sun-light.						
Urine, Random	Plastic Collection Cup	5 mL	<0°C	CLIA	Wed 08:00	Thu 18:00
C8040044 Dexamethasone						
Serum	Separator Tube	1 mL	2-8°C	LC-MS/MS	Tue 08:00	1 week

ALPHABETIC TEST LIST

05.02.2024

SPECIMEN TYPE	CONTAINER	VOLUME	TRANSPORT	METHODOLOGY	PERFORMED	REPORTED
C8040004 Dexamethasone Suppression Test						
Serum, post drug	Separator Tube	1 mL	2-8°C	CLIA	Mon-Sat 12:00	Mon-Sat 18:00
Serum, post drug : 1 mg dexamethasone given p.o. at midnight. 8 hours after, sample taken for cortisol analysis.						
C8925618 Diabetes Panel I						
This panel contains; Glucose, Fasting, Insuline Resistance Index (HOMA-IR), Hemoglobin A1c (HbA1c), Insulin, C-Peptide. All sample types defined in the test panel are required.						
Plasma (EDTA)	Lavender (EDTA)	2 mL	2-8°C		Wed 08:00	Fri 18:00
Plasma (NaF)	Gray (Sodium Fluoride)	2 mL	2-8°C			
Serum	Separator Tube	4 mL	2-8°C			
Serum, Frozen	Separator Tube	2 mL	<0°C			
Whole Blood (EDTA)	Lavender (EDTA) (HbA1c)	2 mL	2-8°C			
C8459702 Diamine Oxidase						
Serum, Frozen	Separator Tube	1 mL	<0°C	EIA	Thu 08:00	2 weeks
Serum, Frozen: Unacceptable conditions: Hemolysis and lipemia						
C8630504 Dichloromethane, Urine						
Urine, Random	Plastic Collection Cup	5 ml	2-8°C	GC-MS	Mon-Fri 08:00	8 days
C8600440 Didofenac²						
Serum	Plain Tube	1 mL	2-8°C	LC-MS/MS	Tue 08:00	1 weeks
C8779919 Dientamoeba fragilis DNA (PCR)						
Stool	Plastic Collection Cup	5 gr	2-8°C	PCR	Mon 08:00 Wed 08:00	Tue 18:00 Thu 18:00
C8630503 Diethyl Ketone, Urine						
Urine, Random	Plastic Collection Cup	5 ml	2-8°C	GC-MS	Mon-Fri 08:00	8 days
C8916001 Digestion Analysis, Stool						
Stool	Plastic Collection Cup	1 gr	2-8°C	MICROSCOPY	Mon-Sat 14:00	Mon-Sat 18:00

ALPHABETIC TEST LIST

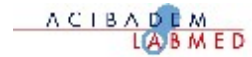


05.02.2024

SPECIMEN TYPE	CONTAINER	VOLUME	TRANSPORT	METHODOLOGY	PERFORMED	REPORTED
C8016201 Digoxin						
Serum	Plain Tube	1 mL	2-8°C	KIMS	Mon-Sat 14:00	Mon-Sat 18:00
Serum: Unacceptable Conditions: Separator tubes, grossly hemolyzed specimens. Specimens collected in sodium heparine are also acceptable. Hemolyzed specimens. Specimens collected in heparine are also acceptable.						
C8265101 Dihydrotestosteron						
Serum, Frozen	Separator Tube	0.5 mL	<0°C	LC-MS/MS	Thu 08:00	Fri 18:00
Serum, Frozen	Plain Tube	0.5 mL	<0°C	LC-MS/MS		
C8664801 Diphtheria Antibody, IgG²						
Serum	Separator Tube	1 mL	2-8°C	EIA	Tue 08:00	1 weeks
C8780235 DMSA Provoked Heavy Metal Test (Lead, Mercury)						
Urine random and 4-hour Urine	Plastic Collection Cup	5 mL	2-8°C	ICP-MS	Tue 08:00 Wed 08:00 Thu 08:00	1 weeks 18:00
Urine random and 4-hour Urine: Mercury and lead values are measured in the spot urine taken before DMSA load and in the 4-hour urine collected after DMSA load to provide information about a person's heavy metal load.						
C8818201 DNA Ploidy Index						
Please contact with the laboratory before collecting the sample.						
Bone Marrow	Lavender (EDTA) (Genetic Analysis)	2 mL	18-24°C	FLOW CYTOMETRY	Mon-Fri 08:00	3 days
Whole Blood (EDTA)	Lavender (EDTA) (Genetic Analysis)	5 mL	18-24°C	FLOW CYTOMETRY		
C8615703 Donath-Landsteiner Test						
Serum	Plain Tube	12 mL	18-24°C	OTHER	Mon- Fri 12:00	1 day after
C8238406 Dopamine						
Plasma (EDTA), Frozen	Lavender (EDTA)	1 mL	<0°C	LC-MS/MS	Tue 08:00 Fri 08:00	Fri 18:00 Tue 18:00
Plasma (EDTA), Frozen: Plasma (EDTA)						
C8238407 Dopamine, Urine (24 hours)						
24-hour Urine, HCl treated	Plastic 24-Hour Urine Container	10 mL	2-8°C	LC-MS/MS	Tue 08:00	Wed 18:00
24-hour Urine, HCl treated: Urine should be collected in a container, containing 10 ml of HCl, 6 N.						
C8238411 Dopamine/Creatinine ratio, Urine random						
Urine, Random	Plastic Collection Cup	1 mL	2-8°C	LC-MS/MS	Tue 18:00	Wed 18:00

Acibadem Labmed Medical Laboratory is granted fixed and flexible scope accreditation according to TS EN ISO 15189 by TURKAK (AB-0001-TL). Sign (1) shows accredited tests and sign (2) shows tests analyzed in accredited partner laboratory, Labmed Dortmund MVZ. Sign (3) shows tests analyzed in Central Laboratory.

ALPHABETIC TEST LIST



05.02.2024

SPECIMEN TYPE	CONTAINER	VOLUME	TRANSPORT	METHODOLOGY	PERFORMED	REPORTED
C8010101 Drug Abuse Screening Test						
Urine, Random	Plastic Collection Cup	5 mL	2-8°C	IMMUNOCHROMATOGRAPHY	Mon-Sat 12:00	Mon-Sat 18:00
Urine, Random: Test includes; Methadone, Cocaine, Opiates, Tricyclic antidepressants, Benzodiazepines, Amphetamine, Barbiturates, Phencyclidine, Ecstasy, Marihuana (THC), Synthetic Cannabinoid, Metanfetamine.						
C8557603 Drug Sensitivity and Resistance Test-Abciximab						
It is recommended that specimens arrive within 3 hours of draw. It is recommended that samples should be drawn near the carrier time. Please fill the patient drug form						
Whole Blood	Call the Laboratory	2 mL	18-24°C	AGREGOMETRY	Mon-Thu 08:00 Fri-Sat 08:00	Tue-Fri 18:00 Mon 18:00
Whole Blood: Requires special TI-VAC tube. For further information, contact the laboratory.						
C8557604 Drug Sensitivity and Resistance Test-Aspirin						
Please fill the patient drug form. It is recommended that specimens arrive within 3 hours of draw. It is recommended that samples should be drawn near the carrier time.						
Whole Blood	Call the Laboratory	2 mL	18-24°C	AGREGOMETRY	Mon-Thu 08:00 Fri-Sat 08:00	Tue-Fri 18:00 Mon 18:00
C8557605 Drug Sensitivity and Resistance Test-Clopidogrel						
Please fill the patient drug form. It is recommended that specimens arrive within 3 hours of draw. It is recommended that samples should be drawn near the carrier time.						
Whole Blood	Call the Laboratory	2 mL	18-24°C	AGREGOMETRY	Mon-Thu 08:00 Fri-Sat 08:00	Tue-Fri 18:00 Mon 18:00
Whole Blood: Requires special TI-VAC tube. For further information, contact the laboratory.						
C8704702 E. coli DNA (PCR); (EPEC, EHEC, ETEC, EIEC, EAgrEC)						
Stool	Plastic Collection Cup	5 gr	2-8°C	REAL-TIME PCR	Mon-Fri 08:00	4 days
Stool: Feces should be inoculated into EMB Agar medium. The inoculated plate is sent to the laboratory.						
C8668203 Echinococcus Antibody, IgG						
Serum	Separator Tube	0.3 mL	2-8°C	EIA	Tue 08:00	Wed 18:00
C8729904 Echinococcus Antibody, Total (IHA)						
Serum	Separator Tube	2 mL	2-8°C	IHA	Mon 08:00 Thu 08:00	Tue 18:00 Fri 18:00
Serum: Unacceptable conditions: Hemolysis						

Acibadem Labmed Medical Laboratory is granted fixed and flexible scope accreditation according to TS EN ISO 15189 by TURKAK (AB-0001-TL). Sign (1) shows accredited tests and sign (2) shows tests analyzed in accredited partner laboratory, Labmed Dortmund MVZ. Sign (3) shows tests analyzed in Central Laboratory.

ALPHABETIC TEST LIST

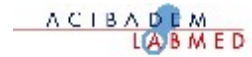


05.02.2024

SPECIMEN TYPE	CONTAINER	VOLUME	TRANSPORT	METHODOLOGY	PERFORMED	REPORTED
C8719005 Echinococcus DNA (PCR)						
Cystic Fluid	Biologic Fluid Tube	0	2-8°C	PCR	Mon-Fri 08:00	1 week
Tissue Sample	Plastic Collection Cup	0	2-8°C	PCR		
C8779994 Echinococcus DNA (PCR), CSF						
CSF	Sterile CSF Tube	1 mL	2-8°C	PCR	Mon-Fri 08:00	Tue-Sat 18:00
C8704701 E.coli O157:H7 Antigen						
Stool	Plastic Collection Cup	1 gr	2-8°C	IMMUNOCHROMATOGRAPHY	Mon-Sat 08:00	3 days 18:00
C8499908 Elastase, Pancreatic³						
Stool, Frozen	Plastic Collection Cup	1 gr	<0°C	EIA	Mon 08:00 Thu 08:00	Tue 18:00 Fri 18:00
C8623500 ENA Profile						
Serum	Separator Tube	1 mL	2-8°C	IMMUNOBLOTTING	Mon 08:00 Wed 08:00 Fri 08:00	Thu 18:00 Mon 18:00 Tue 18:00
Serum: Profile contains; -anti JO-1, -anti RNP, -anti SCL-70, -anti Sm, -anti SsA (Ro), -anti SsB (La) -anti CENP, -anti-Ro-52, -anti-nucleosome, -anti-histone -anti ribozomal P protein						
C8625604 Endomysium Antibody (EMA) IgA						
Serum	Separator Tube	1 mL	2-8°C	IFT	Tue 08:00 Fri 08:00	Wed 18:00 Mon 18:00
C8625605 Endomysium Antibody (EMA) IgG						
Serum	Separator Tube	1 mL	2-8°C	IFT	Tue 08:00 Fri 08:00	Wed 18:00 Mon 18:00
C8729903 Entamoeba histolytica Antibody						
Serum	Separator Tube	2 mL	2-8°C	IHA	Wed 08:00	Thu 18:00

Acibadem Labmed Medical Laboratory is granted fixed and flexible scope accreditation according to TS EN ISO 15189 by TURKAK (AB-0001-TL). Sign (1) shows accredited tests and sign (2) shows tests analyzed in accredited partner laboratory, Labmed Dortmund MVZ. Sign (3) shows tests analyzed in Central Laboratory.

ALPHABETIC TEST LIST



05.02.2024

SPECIMEN TYPE	CONTAINER	VOLUME	TRANSPORT	METHODOLOGY	PERFORMED	REPORTED
C8749108 Enteric Panel						
In this panel there are; Campylobacter grup (C. coli, C. jejuni, C. lari), Rotavirus A, Salmonella spp., Yersinia enterocolitica, Clostridium difficile toxin A/B, Enteroggregative E.coli (EAEC), Enteroinvasive E. coli (EIEC)/Shigella, Enteropathogenic E. coli (EPEC), Enterotoxigenic E. coli (ETEC) It/st, Plesiomonas shigelloides, Shiga-like toxin producing E.coli (STEC) stx1/stx2, Shiga-like toxin producing E.coli (STEC) O157:H7, Vibrio cholerae, Vibrio parahaemolyticus, Vibrio vulnificus, Adenovirus F40/41, Astrovirus, Norovirus GI, Norovirus GII, Sapovirus (GI, GII, GIV, GV), Cryptosporidium spp., Cyclospora cayetanensis, Entamoeba histolytica and Giardia lamblia						
Stool	Plastic Collection Cup	1 gr	2-8°C	REAL TIME PCR	Mon-Fri 08:00	Tue-Sat 18:00
C8717201 Enterobius vermicularis						
Cellulose Tape	Clear Tape	0	2-8°C	MICROSCOPY	Mon-Fri 08:00	Tue-Sat 18:00
Cellulose Tape: The sample should be taken in the morning before having shower or toilet. A part of the cellophane tape that is adhered to the slide should be separated from the slide and press to at least 3-4 different areas of the perianal region and brought back to the laboratory after pasting the slide again.						
C8665812 Enterovirus Antibody (Coxsackie, ECHO), I gA						
Serum	Separator Tube	0.5 mL	2-8°C	EIA	Fri 08:00	2 weeks
C8665813 Enterovirus Antibody (Coxsackie, ECHO), I gG						
Serum	Separator Tube	0.5 mL	2-8°C	EIA	Fri 08:00	2 weeks
C8665814 Enterovirus Antibody (Coxsackie, ECHO), I gM						
Serum	Separator Tube	0.5 mL	2-8°C	EIA	Fri 08:00	2 weeks
C8919002 Eosinophil Detection						
Stool	Plastic Collection Cup	1 gr	2-8°C	MICROSCOPY	Mon-Fri 08:00	Mon-Fri 18:00
C8499907 Eosinophilic Cationic Protein (ECP)						
Serum (ECP)	Separator Tube	1 mL	2-8°C	CLIA	Wed 09:00	Thu 18:00
Serum (ECP): After the blood sample is taken into the gel tube, tube should be gently inverted. Waiting for 1-2 hours at room temperature, tube is centrifuged at 1000-1300 xg for 10 minutes and serum is seperated. It is important to do all processes at room temperature.						
C8780165 Epstein-Barr Virus (EBV) DNA (PCR), Biologic Fluid, Quantitative						
Biologic Fluid	Biologic Fluid Tube	2 mL	2-8°C	PCR	Mon-Fri 08:00	2 days
C8780163 Epstein-Barr Virus (EBV) DNA (PCR), Bone Marrow, Quantitative						
Bone Marrow	Biologic Fluid Tube	2 mL	2-8°C	PCR	Mon-Fri 08:00	2 days
C8780002 Epstein-Barr Virus (EBV) DNA (PCR), CSF, Quantitative						
CSF	Sterile CSF Tube	0.5 mL	2-8°C	PCR	Mon-Fri 08:00	Tue-Sat 18:00

Acibadem Labmed Medical Laboratory is granted fixed and flexible scope accreditation according to TS EN ISO 15189 by TURKAK (AB-0001-TL). Sign (1) shows accredited tests and sign (2) shows tests analyzed in accredited partner laboratory, Labmed Dortmund MVZ. Sign (3) shows tests analyzed in Central Laboratory.

ALPHABETIC TEST LIST

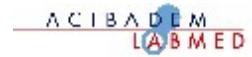


05.02.2024

SPECIMEN TYPE	CONTAINER	VOLUME	TRANSPORT	METHODOLOGY	PERFORMED	REPORTED
C8780003 Epstein-Barr Virus (EBV) DNA (PCR), Plasma, Quantitative						
Plasma (EDTA), Frozen	Lavender (EDTA)	2 mL	<0°C	PCR	Mon-Fri 08:00	2 days
C8790001 Epstein-Barr Virus (EBV) DNA (PCR), Tissue, Quantitative						
Tissue Sample	Plastic Collection Cup	0	2-8°C	PCR	Mon-Fri 08:00	4 days
C8666504 Epstein-Barr Virus (EBV) Profile						
Test includes; EA, IgG, EBNA, IgG, p22 Ag, VCA, IgG, gp125, VCA, IgG, p19, VCA, IgM, gp125, VCA, IgM, p19						
Serum	Separator Tube	1 mL	2-8°C	IMMUNOBLOTTING	Mon 08:00 Wed 08:00 Fri 08:00	Tue 18:00 Thu 18:00 Mon 18:00
C8666301 Epstein-Barr Virus (EBV)-EA Antibody						
Serum	Separator Tube	1 mL	2-8°C	CLIA	Mon-Thu 08:00 Fri 08:00	Tue-Fri 18:00 Mon 18:00
C8666402 Epstein-Barr Virus (EBV)-EBNA IgG						
Serum	Separator Tube	1 mL	2-8°C	CMIA	Mon-Thu 08:00 Fri 08:00	Tue-Fri 18:00 Mon 18:00
C8666403 Epstein-Barr Virus (EBV)-EBNA IgM						
Serum	Separator Tube	1 mL	2-8°C	ELISA	Fri 08:00	Mon 18:00
C8666502 Epstein-Barr Virus (EBV)-VCA IgG						
Serum	Separator Tube	1 mL	2-8°C	CMIA	Mon-Thu 08:00 Fri 08:00	Tue-Fri 18:00 Mon 18:00
C8666501 Epstein-Barr Virus (EBV)-VCA IgM						
Serum	Separator Tube	1 mL	2-8°C	CLIA	Mon 08:00 Thu 08:00 Fri 08:00	Tue 18:00 Fri 18:00 Mon 18:00
C8818022 Erythro Leukemia Panel, Biologic Fluid						
Please contact with the laboratory before collecting the sample. Send specimen in original tube. Do not aliquot. Fill the "Acibadem Labmed Flow Cytometry Tests Request Form"						
Biologic Fluid	Lavender (EDTA)	6 mL	18-24°C	FLOW CYTOMETRY	Mon-Sat 08:00	4 days

Acibadem Labmed Medical Laboratory is granted fixed and flexible scope accreditation according to TS EN ISO 15189 by TURKAK (AB-0001-TL). Sign (1) shows accredited tests and sign (2) shows tests analyzed in accredited partner laboratory, Labmed Dortmund MVZ. Sign (3) shows tests analyzed in Central Laboratory.

ALPHABETIC TEST LIST

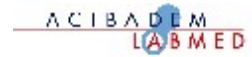


05.02.2024

SPECIMEN TYPE	CONTAINER	VOLUME	TRANSPORT	METHODOLOGY	PERFORMED	REPORTED
C8818021 Erythro Leukemia Panel, Bone Marrow						
Please contact with the laboratory before collecting the sample. Send specimen in original tube. Do not aliquot. Fill the "Acibadem Labmed Flow Cytometry Tests Request Form"						
Bone Marrow	Lavender (EDTA)	5 mL	18-24°C	FLOW CYTOMETRY	Mon-Sat 08:00	4 days
C8818020 Erythro Leukemia Panel, Whole Blood						
Please contact with the laboratory before collecting the sample. Send specimen in original tube. Do not aliquot. Fill the "Acibadem Labmed Flow Cytometry Tests Request Form"						
Whole Blood (EDTA)	Lavender (EDTA)	5 mL	18-24°C	FLOW CYTOMETRY	Mon-Sat 08:00	4 days
C8565101 Erythrocyte Sedimentation Rate (ESR)						
Whole Blood	Black (Sodim citrate)	2 mL	2-8°C	WESTERGREN	Mon-Sat	1 hours
C8266801 Erythropoietin						
Serum	Separator Tube	1 mL	2-8°C	CLIA	Wed 08:00	Thu 18:00
Serum: Sampling should be between 7:30-12:00 a.m. Unacceptable conditions: Gross Hemolysis (Hemoglobin >100 mg/dL)						
C8708147 ESBL Positive/ Carbapenem Resistant Organism Screening						
This test aims to investigate any growth of ESBL (Extended Spectrum Beta Lactamase) producing E.coli, Klebsiella spp., P. mirabilis and Carbapenem resistant Enterobacteriales, Pseudomonas spp, Acinetobacter spp.						
Oropharyngeal Swab	Swap	0	18-24°C	C//S	Mon-Fri 12:00	3 days 17:00
Other	Call the Laboratory	0	18-24°C	C//S		
Rectal Swab	Swap	0	18-24°C	C//S		
C8267001 Estradiol (E2)						
Serum	Separator Tube	0.2 mL	2-8°C	CLIA	Mon-Sat 12:00	Mon-Sat 18:00
C8267701 Estrione (E3), Free						
Serum, Frozen	Separator Tube	0.5 mL	<0°C	CLIA	Mon 09:00 Thu 09:00	Tue 18:00 Fri 18:00
C8267901 Estron (E1)						
Serum	Separator Tube	0.3 mL	2-8°C	ELISA	Tue 08:00	17 days
C8205501 Ethanol (Ethyl Alcohol)						
Use non-alcohol germicidal solution to cleanse the skin.						
Whole Blood (NaF)	Gray (Sodium Fluoride)	2 mL	2-8°C	ENZYMATIC	Mon-Sat 12:00	Mon-Sat 18:00

Acibadem Labmed Medical Laboratory is granted fixed and flexible scope accreditation according to TS EN ISO 15189 by TURKAK (AB-0001-TL). Sign (1) shows accredited tests and sign (2) shows tests analyzed in accredited partner laboratory, Labmed Dortmund MVZ. Sign (3) shows tests analyzed in Central Laboratory.

ALPHABETIC TEST LIST



05.02.2024

SPECIMEN TYPE	CONTAINER	VOLUME	TRANSPORT	METHODOLOGY	PERFORMED	REPORTED
C8205502 Ethanol (Ethyl Alcohol),Urine						
Urine, Random	Plastic Collection Cup	5 mL	2-8°C	ENZYMATIC	Mon-Sat 12:00	Mon-Sat 18:00
C8016801 Ethosuximide ²						
Serum	Plain Tube	1 mL	2-8°C	LC-MS/MS	Tue 08:00	1 week
Serum: Unacceptable Conditions: Separator tubes						
C8665820 Ethylene Glycol, plasma						
Plasma (Heparin)	Green (Heparin)	1 mL	2-8°C	GC-MS	Fri 08:00	10 days
Plasma (NaF)	Gray (Sodium Fluoride)	1 mL	2-8°C	GC-MS		
C8029931 Everolimus						
Whole Blood (EDTA)	Lavender (EDTA)	2 mL	2-8°C	LC-MS/MS	Mon-Fri 12:00	Mon-Fri 18:00
C8925635 Expanded Lipid Panel						
This panel includes: Cholesterol, LDL (Direct), Triglycerides, Cholesterol, HDL, Cholesterol, Total, Cholesterol, VLDL, Lipoprotein (a), Homocysteine, Apolipoprotein A1, Apolipoprotein A2, Apolipoprotein B, LDL / HDL Cholesterol Ratio, Apo B / Apo A1 Ratio, Cholesterol / Cholesterol, HDL Ratio, Triglycerides / Cholesterol, HDL Ratio. All sample types defined in the test panel are required.						
Plasma (EDTA)	Lavender (EDTA)	2 ml	2-8°C		Wed 08:00	Thu 18:00
Serum	Separator Tube	6 mL	2-8°C			
C8719905 Extended Antifungal Susceptibility Testing						
Tested antifungal agents are: Amphotericin B, 5-Flucytosine, Anidulafungin, Caspofungin, Micafungin, Flucanazole, Itraconazole, Posaconazole, Voriconazole. It should be worked with fungal identification test.						
Young Yeast Strain	Plate	0	18-24°C	MICRODILUTION	Mon-Sat 08:00	4 days 17:00
C8708128 Extended spectrum beta lactamase (ESBL) and synergy (E) test						
Young Bacteria Strain	Plate	0	18-24°C	MICRODILUTION	Mon-Sat 12:00	3 days 17:00
C8521001 Factor II ^{1 3}						
The plasma sample should be frozen by portioning it into at least two separate tubes. Unacceptable conditions: Hemolyzed, lipemic, icteric and fibrin.						
Plasma (Citrate), Frozen	Blue (Sodium citrate)	0.5 mL	<0°C	COAGULOMETRY	Mon 08:00	Fri 18:00
C8573003 Factor I inhibitor Screening Test						
The plasma sample should be frozen by portioning it into at least two separate tubes.						
Plasma (Citrate), Frozen	Blue (Sodium citrate)	2 mL	<0°C	COAGULOMETRY	Tue 08:00	2 weeks 18:00

Acibadem Labmed Medical Laboratory is granted fixed and flexible scope accreditation according to TS EN ISO 15189 by TURKAK (AB-0001-TL). Sign (1) shows accredited tests and sign (2) shows tests analyzed in accredited partner laboratory, Labmed Dortmund MVZ. Sign (3) shows tests analyzed in Central Laboratory.

ALPHABETIC TEST LIST

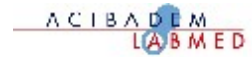


05.02.2024

SPECIMEN TYPE	CONTAINER	VOLUME	TRANSPORT	METHODOLOGY	PERFORMED	REPORTED
C8525001 Factor IX						
The plasma sample should be frozen by portioning it into at least two separate tubes. Unacceptable conditions: Hemolyzed, lipemic, icteric and fibrin.						
Plasma (Citrate), Frozen	Blue (Sodium citrate)	0.5 mL	<0°C	COAGULOMETRY	Wed 08:00 Fri 08:00	Fri 18:00 Mon 18:00
C8524602 Factor IX Inhibitor Test						
Plasma (Citrate), Frozen	Blue (Sodium citrate)	2 mL	<0°C	COAGULOMETRY	Tue 08:00	Fri 18:00
C8522001 Factor V						
The plasma sample should be frozen by portioning it into at least two separate tubes. Unacceptable conditions: Hemolyzed, lipemic, icteric and fibrin.						
Plasma (Citrate), Frozen	Blue (Sodium citrate)	0.5 mL	<0°C	COAGULOMETRY	Wed 08:00 Fri 08:00	Thu 18:00 Mon 18:00
C8523001 Factor VII						
The plasma sample should be frozen by portioning it into at least two separate tubes. Unacceptable conditions: Hemolyzed, lipemic, icteric and fibrin.						
Plasma (Citrate), Frozen	Blue (Sodium citrate)	0.5 mL	<0°C	COAGULOMETRY	Wed 08:00 Fri 08:00	Fri 18:00 Mon 18:00
C8524001 Factor VIII						
The plasma sample should be frozen by portioning it into at least two separate tubes. Unacceptable conditions: Hemolyzed, lipemic, icteric and fibrin.						
Plasma (Citrate), Frozen	Blue (Sodium citrate)	0.5 mL	<0°C	COAGULOMETRY	Wed 08:00 Fri 08:00	Fri 18:00 Mon 18:00
C8533501 Factor VIII Inhibitor						
The plasma sample should be frozen by portioning it into at least two separate tubes.						
Plasma (Citrate), Frozen	Blue (Sodium citrate)	2 mL	<0°C	COAGULOMETRY	Tue 08:00	Fri 18:00
C8526001 Factor X						
The plasma sample should be frozen by portioning it into at least two separate tubes. Unacceptable conditions: Hemolyzed, lipemic, icteric and fibrin.						
Plasma (Citrate), Frozen	Blue (Sodium citrate)	0.5 mL	<0°C	COAGULOMETRY	Mon 08:00	Fri 18:00
C8527001 Factor XI						
The plasma sample should be frozen by portioning it into at least two separate tubes. Unacceptable conditions: Hemolyzed, lipemic, icteric and fibrin.						
Plasma (Citrate), Frozen	Blue (Sodium citrate)	0.5 mL	<0°C	COAGULOMETRY	Mon 08:00	Fri 18:00
C8528001 Factor XII						
The plasma sample should be frozen by portioning it into at least two separate tubes. Unacceptable conditions: Hemolyzed, lipemic, icteric and fibrin.						
Plasma (Citrate), Frozen	Blue (Sodium citrate)	0.5 mL	<0°C	COAGULOMETRY	Mon 08:00	Fri 18:00

Acibadem Labmed Medical Laboratory is granted fixed and flexible scope accreditation according to TS EN ISO 15189 by TURKAK (AB-0001-TL). Sign (1) shows accredited tests and sign (2) shows tests analyzed in accredited partner laboratory, Labmed Dortmund MVZ. Sign (3) shows tests analyzed in Central Laboratory.

ALPHABETIC TEST LIST



05.02.2024

SPECIMEN TYPE	CONTAINER	VOLUME	TRANSPORT	METHODOLOGY	PERFORMED	REPORTED
---------------	-----------	--------	-----------	-------------	-----------	----------

C8529001 Factor XIII (Fibrin Stabilizing Factor)

The plasma sample should be frozen by portioning it into at least two separate tubes. Unacceptable conditions: Hemolyzed, lipemic, icteric and fibrin.

Plasma (Citrate), Frozen	Blue (Sodium citrate)	0.5 mL	<0°C	COAGULOMETRY	Wed 08:00 Fri 08:00	Fri 18:00 Mon 18:00
--------------------------	-----------------------	--------	------	--------------	---------------------	---------------------

C8684904 Fasciola Hepatica Antibody ²

Serum	Separator Tube	0.5 mL	2-8°C	ELISA/ BLOT	Tue 08:00	17 days
-------	----------------	--------	-------	-------------	-----------	---------

C8676519 Fat Soluble Vitamin Panel

Test contains; Vitamin A (Retinol), Vitamin D, 25-Hydroxy, Vitamin E (Alpha-Tocopherol), Vitamin K1. All sample types defined in the test panel are required.

Serum	Separator Tube	0.5 mL	2-8°C		Mon 08:00	10 weeks
Serum, Frozen	Separator Tube	3.5 mL	<0°C			

C8271001 Fat, Stool, Quantitative

Stool	Plastic Collection Cup	10 gr	2-8°C	MANUAL	Tue 08:00 Thu 08:00	Wed 18:00 Fri 18:00
-------	------------------------	-------	-------	--------	------------------------	------------------------

Stool: A diet with defined lipid content may be given to the patient. Stool (min 5 gr).

C8272501 Fatty Acids, Free (FFA) (NEFA) ²

Serum, Frozen	Separator Tube	0.3 mL	<0°C	PHOTOMETRY	Tue 08:00	1 week
---------------	----------------	--------	------	------------	-----------	--------

Serum, Frozen: Patient should be fasting for at least eight hours prior to collection of fasting specimen. Separate serum from cells and freeze in 1 hour.

C8272601 Fatty Acids, Very Long Chain

Serum	Separator Tube	2 mL	2-8°C	GC-MS	Tue 12:00	10 days
-------	----------------	------	-------	-------	-----------	---------

Serum: Patient should be fasting for at least eight hours prior to collection of fasting specimen. For children, at least 4-5 hours of fasting required. Test includes; Docosanoic acid (Behenic acid) (C22:0), Tetracosanoic acid (Lignoceric acid) (C24:0), Hexacosanoic acid (C26:0), C24/C22 ratio, C26/C22 ratio

C8925624 Female Hormone Panel

This panel includes; Follicle Stimulating Hormone (FSH), Luteinizing Hormone (LH), Estradiol (E2), Progesterone, Prolactin (PRL), Thyroid Stimulating Hormone (TSH), Testosterone, Free. All sample types defined in the test panel are required.

Serum	Separator Tube	3 mL	2-8°C		Mon-Thu 08:00 Fri 08:00	Tue-Fri 18:00 Mon 18:00
-------	----------------	------	-------	--	----------------------------	----------------------------

Serum: Menopause refers to the time in a woman's life when normal menstrual periods stop. This process happens naturally and usually takes two to five years to complete. Constant evaluation of hormone levels is necessary to maintain a healthy balance. This panel is designed to monitor hormone status. The sample should be taken during fasting for at least 8 hours.

C8272801 Ferritin

Serum	Separator Tube	0.2 mL	2-8°C	CLIA	Mon-Sat 12:00	Mon-Sat 18:00
-------	----------------	--------	-------	------	---------------	---------------

Serum: Patient should be fasting for at least eight hours prior to collection of fasting specimen. For children, at least 4-5 hours of fasting required. Protect sample from light during collection, storage, and shipment. Unacceptable Conditions: Grossly hemolyzed specimens. Plasma samples.

ALPHABETIC TEST LIST



05.02.2024

SPECIMEN TYPE	CONTAINER	VOLUME	TRANSPORT	METHODOLOGY	PERFORMED	REPORTED
C8302012 Fetal Hemoglobin (Maternal Blood)						
Whole Blood (EDTA)	Lavender (EDTA)	5 mL	18-24°C	HPLC	Mon -Thu 08:00	Tue-Fri 18:00
C8538501 Fibrinogen						
The plasma sample should be frozen by portioning it into at least two separate tubes.						
Plasma (Citrate)	Blue (Sodium citrate)	2 mL	2-8°C	COAGULOMETRY	Mon-Sat 12:00	Mon-Sat 18:00
C8599903 Fibronectin ²						
Plasma (Citrate)	Blue (Sodium citrate)	2 mL	2-8°C	NEPHELOMETRY	Tue 08:00	1 weeks
C8461406 First Trimester Prenatal Screening Test (Double Test)						
Serum, Frozen	Separator Tube	1 mL	<0°C	CLIA	Mon 08:00 Tue 08:00 Wed 08:00 Thu 08:00 Fri 08:00	Wed 18:00 Thu 18:00 Fri 18:00 Mon 18:00 Tue 18:00
Serum, Frozen: The prenatal screening test information form must be filled in completely and sent by the physician as stamped / signed with the sample. For this test, the risk calculation is performed between 11-13 weeks and 6 days gestation weeks.						
C8780223 Fluconazole, Serum						
Serum	Plain Tube	1 mL	2-8°C	LC-MS/MS	Fri 08:00	Mon 18:00
C8273502 Fluoride/Creatinine Ratio, Urine Random						
Urine, Random	Plastic Collection Cup	5 mL	2-8°C	ISE	Tue 08:00	1 week
C8274601 Folic Acid						
Serum	Separator Tube	0.2 mL	2-8°C	CLIA	Mon-Sat 12:00	Mon-Sat 18:00
Serum: Protect sample from light during collection, storage, and shipment. Patient should be fasting for at least eight hours prior to collection of fasting specimen. Unacceptable Conditions: Grossly hemolyzed specimens.						
C8274602 Folic Acid, RBC						
Whole Blood (EDTA)	Lavender (EDTA)	3 mL	2-8°C	ECLIA	Tue 08:00	1 weeks
Whole Blood (EDTA): Whole Blood (EDTA)						
C8300101 Follicle Stimulating Hormone (FSH)						
Serum	Separator Tube	0.2 mL	2-8°C	CLIA	Mon-Sat 12:00	Mon-Sat 18:00

Acibadem Labmed Medical Laboratory is granted fixed and flexible scope accreditation according to TS EN ISO 15189 by TURKAK (AB-0001-TL). Sign (1) shows accredited tests and sign (2) shows tests analyzed in accredited partner laboratory, Labmed Dortmund MVZ. Sign (3) shows tests analyzed in Central Laboratory.

ALPHABETIC TEST LIST



05.02.2024

SPECIMEN TYPE	CONTAINER	VOLUME	TRANSPORT	METHODOLOGY	PERFORMED	REPORTED
C8019704 Food Intolerance Test						
Serum	Separator Tube	0.5 mL	2-8°C	EIA	Wed 08:00	1 week
C8630508 Formaldehyde						
Urine, Random	Plastic Collection Cup	10 mL	2-8°C	GC-FID	Mon-Fri 08:00	8 days
C8666802 Francisella tularensis (Tularemia) Antibody, IgG ²						
Serum	Separator Tube	1 mL	2-8°C	ELISA	Tue 08:00	2 weeks
C8298502 Fructosamine						
Serum	Separator Tube	1 mL	2-8°C	PHOTOMETRY	Wed 08:00	Thu 18:00
C8707702 Fungal Identification, Automated						
Young Yeast Strain	Plate	0	18-24°C	AUTOMATED	Mon-Sat 08:00	4 days 17:00
C8722001 Fungus, Direct Microscopic Examination						
Hair	Plastic Collection Cup	0	18-24°C	MICROSCOPY	Mon-Fri 08:00 Sat 08:00	Tue-Sat 18:00 Mon 18:00
Nail Scraps	Plastic Collection Cup	0	18-24°C	MICROSCOPY		
Oral Mucosa	Swap	0	2-8°C	MICROSCOPY		
Other	Plastic Collection Cup	0	2-8°C	MICROSCOPY		
Skin Scraps	Plastic Collection Cup	0	18-24°C	MICROSCOPY		
Vaginal Discharge	Swap	0	2-8°C	MICROSCOPY		
<p>Skin Scraps: In order to prevent bacterial contamination, it is recommended that the infected skin to be disinfected with 70% alcohol before the procedure and the sample should be obtained from the border area of the lesion with scalpel, or a dermal curette.</p> <p>Nail Scraps: In order to increase the effectiveness of the examination, samples should be obtained before starting local or systemic antifungal treatment and nails should be cleaned with 70% alcohol before the procedure. In distal subungual onychomycosis, after cutting the nails, sample should be obtained from the nail bed, by proximally scraping the yellowwhite brittle keratin residues with the help of a small curette or scalpel. In proximal subungual onychomycosis, healthy upper layers should be peeled to reach the infected sublayers of the nail. Samples should be obtained from the proximal nail bed closest to the lunula, through the lesion. In superficial white onychomycosis, infected material should be scraped off from the white areas on the surface of the nail plate.</p> <p>Hair: During the collection of hair and scalp samples, preferably under the Wood lamp, the entire scalp is examined and the infected area is detected, at least 10 hair follicles along with shells, if any, are collected by forceps. Skin antisepsis is not required. In the presence of favus, scutulum on the hair follicle is suitable for culture and direct microscopy. In Piedra, a few strands of hair with nodules are cut and removed.</p>						
C8265706 Galactocerebrosidase, Leucocyte						
Whole Blood (ACD)	ACD-Yellow Top	8 mL	2-8°C	FLUOROMETRY	Thu 08:00	Tue 18:00
Whole Blood (EDTA)	Lavender (EDTA)	8 mL	2-8°C	FLUOROMETRY		
<p>Whole Blood (ACD): Collect specimen weekdays. Specimen should be collected and packaged as close to shipping time as possible. Gross hemolyzed specimens are not admitted.</p>						

Acibadem Labmed Medical Laboratory is granted fixed and flexible scope accreditation according to TS EN ISO 15189 by TURKAK (AB-0001-TL). Sign (1) shows accredited tests and sign (2) shows tests analyzed in accredited partner laboratory, Labmed Dortmund MVZ. Sign (3) shows tests analyzed in Central Laboratory.

ALPHABETIC TEST LIST

05.02.2024

SPECIMEN TYPE	CONTAINER	VOLUME	TRANSPORT	METHODOLOGY	PERFORMED	REPORTED
C8276001 Galactose ²						
Capillary Blood	Filter Paper	0	18-24°C	PHOTOMETRY	Tue 08:00	2 weeks
C8276002 Galactose, Urine (24 hours)						
24 Saatlik drar, (Borik asit ile)	Plastic 24-Hour Urine Container	5 mL	<0°C	PHOTOMETRY	Tue 08:00	2 weeks
C8297701 Gamma Glutamyl Transferase (GGT)						
Plasma (Heparin)	Separator Tube + Green	0.5 mL	2-8°C	ENZYMATIC	Mon-Sat 12:00	Mon-Sat 18:00
Serum	Separator Tube	0.5 mL	2-8°C	ENZYMATIC		
Serum: The serum should be separated from the cells within 2 hours.						
C8392515 Ganciclovir ²						
Serum	Plain Tube	2 mL	2-8°C	LC-MS/MS	Tue 08:00	1 weeks
Serum: Unacceptable Conditions: Separator Gels						
C8352001 Ganglioside Profile						
Test includes:GD1a-IgG Antibody, GD1a-IgM Antibody, GD1b-IgG Antibody, GD1b-IgM Antibody, GM1-IgG Antibody, GM1-IgM Antibody, GM2-IgG Antibody, GM2-IgM Antibody, GM3-IgG Antibody, GM3-IgM Antibody, GQ1b-IgG Antibody, GQ1b-IgM Antibody, GT1b-IgG Antibody, GT1b-IgM Antibody						
Serum	Separator Tube	1 mL	2-8°C	IMMUNOBLOTTING	Mon 08:00	Tue 18:00
C8294101 Gastrin						
Serum, Frozen	Separator Tube	1 mL	<0°C	CLIA	Wed 08:00	Thu 18:00
Serum, Frozen: The sample should be drawn at fasting for at least 8 hours. Separate serum from cells within 2 hours of collection.						
C8749102 Genital panel (PCR)						
This panel includes: Chlamydia trachomatis, Mycoplasma genitalium, Neisseria gonorrhoeae, Trichomonas vaginalis, Gardnerella vaginalis, Ureaplasma urealyticum/parvum, Herpes Simplex Virus 1/2, Mycoplasma hominis.						
Cervical Swab	Nucliswab	0	2-8 °C	MULTIPLEX PCR	Mon 08:00 Wed 08:00	Tue 18:00 Thu 18:00
Conjunctival Swab	Nucliswab	0	2-8 °C	MULTIPLEX PCR		
Prostatic fluid	Nucliswab	0	2-8 °C	MULTIPLEX PCR		
Semen	Plastic Collection Cup	1.5 mL	2-8 °C	MULTIPLEX PCR		
Urethral Discharge Material	Nucliswab	0	2-8 °C	MULTIPLEX PCR		
Urine, First Morning Void	Sterile Tube	1.5 mL	2-8 °C	MULTIPLEX PCR		
C8017001 Gentamycin						
Serum	Plain Tube	0.5 mL	2-8°C	LC MS-MS	Thu 08:00	Fri 18:00

Acibadem Labmed Medical Laboratory is granted fixed and flexible scope accreditation according to TS EN ISO 15189 by TURKAK (AB-0001-TL). Sign (1) shows accredited tests and sign (2) shows tests analyzed in accredited partner laboratory, Labmed Dortmund MVZ. Sign (3) shows tests analyzed in Central Laboratory.

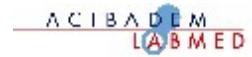
ALPHABETIC TEST LIST

05.02.2024

SPECIMEN TYPE	CONTAINER	VOLUME	TRANSPORT	METHODOLOGY	PERFORMED	REPORTED
C8727202 Giardia Antigen						
Stool	Plastic Collection Cup	1 gr	2-8°C	IMMUNOCHROMATOGRAPHY	Mon-Sat 08:00	Mon-Sat 18:00
C8625602 Gliadin Antibody, IgA (Deaminated)						
Serum	Separator Tube	1 mL	2-8°C	EIA	Mon 08:00 Thu 08:00	Tue 18:00 Fri 18:00
C8625603 Gliadin Antibody, IgG (Deaminated)						
Serum	Separator Tube	1 mL	2-8°C	EIA	Mon 08:00 Thu 08:00	Tue 18:00 Fri 18:00
C8625613 Glomerular Basement Membrane Antibody						
Serum	Separator Tube	0.5 mL	2-8°C	IFT	Mon 08:00	Wed 18:00
C8294301 Glucagon ²						
Plasma, Frozen	Lavender (EDTA) (Trasylol)	2 mL	<0°C	RIA	Tue 08:00	17 days
Plasma, Frozen: Patient should fast overnight. Obtain EDTA-Trasylol (APROTININ) tube from laboratory. Sample should be centrifuged within 30 mins of collection. After centrifugation, the plasma is separated and transferred to the laboratory.						
C8300302 Glucagon Stimulation Test (GH)						
Serum, Frozen	Separator Tube	1 mL	<0°C	CLIA	Tue 08:00 Thu 08:00	Wed 18:00 Fri 18:00
Serum, Frozen	Separator Tube	4 mL	<0°C	CLIA		
C8294705 Glucose, Biologic Fluids						
Biologic Fluid	Biologic Fluid Tube	0.5 mL	2-8°C	PHOTOMETRY	Mon-Sat 12:00	Mon-Sat 18:00
C8294704 Glucose, CSF						
CSF	Sterile CSF Tube	0.5 mL	2-8°C	PHOTOMETRY	Mon-Sat 12:00	Mon-Sat 18:00
C8294701 Glucose, Fasting ¹						
Plasma (NaF)	Gray (Sodium Fluoride)	0.5 mL	2-8°C	PHOTOMETRY	Mon-Sat 12:00	Mon-Sat 18:00
Serum	Separator Tube	0.5 mL	2-8°C	PHOTOMETRY		
Serum: Fasting is required for at least 8 hours. The serum should be separated from the cells within 2 hours.						
Plasma (NaF): Fasting is required for at least 8 hours. Separate plasma from cells within 24 hours.						

Acibadem Labmed Medical Laboratory is granted fixed and flexible scope accreditation according to TS EN ISO 15189 by TURKAK (AB-0001-TL). Sign (1) shows accredited tests and sign (2) shows tests analyzed in accredited partner laboratory, Labmed Dortmund MVZ. Sign (3) shows tests analyzed in Central Laboratory.

ALPHABETIC TEST LIST

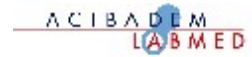


05.02.2024

SPECIMEN TYPE	CONTAINER	VOLUME	TRANSPORT	METHODOLOGY	PERFORMED	REPORTED
C8295002 Glucose, Postprandial (2nd hour) ¹						
Plasma (NaF), Post-prandial	Gray (Sodium Fluoride)	0.5 mL	2-8°C	PHOTOMETRY	Mon-Sat 12:00	Mon-Sat 18:00
Serum, Post-prandial	Separator Tube	0.5 mL	2-8°C	PHOTOMETRY		
Plasma (NaF), Post-prandial: Blood is taken 2 hours after a standard meal and glucose is determined.						
Serum, Post-prandial: Blood is taken 2 hours after a standard meal and glucose is determined.						
C8294707 Glucose, Random ¹						
Plasma (NaF)	Gray (Sodium Fluoride)	0.5 mL	2-8°C	PHOTOMETRY	Mon-Sat 12:00	Mon-Sat 18:00
Serum	Separator Tube	0.5 mL	2-8°C	PHOTOMETRY		
C8295107 Glucose Screening Test, Gestational, 50 g						
Information Form	.	0		PHOTOMETRY	Mon-Sat 12:00	Mon-Sat 18:00
Plasma (NaF)	Gray (Sodium Fluoride)	0.5 mL	2-8°C	PHOTOMETRY		
Serum	Separator Tube	0.5 mL	2-8°C	PHOTOMETRY		
C8295105 Glucose Tolerance Test, Gestational, 100 gr (OGTT)						
Information Form	.	0		PHOTOMETRY	Mon-Sat 12:00	Mon-Sat 18:00
Plasma	Gray (Sodium Fluoride)	1 mL	2-8°C	PHOTOMETRY		
Serum	Separator Tube	1 mL	2-8°C	PHOTOMETRY		
C8295106 Glucose Tolerance Test, Gestational, 75 gr (OGTT)						
Information Form	.	0		PHOTOMETRY	Mon-Sat 12:00	Mon-Sat 18:00
Plasma	Gray (Sodium Fluoride)	1 mL	2-8°C	PHOTOMETRY		
Serum	Separator Tube	1 mL	2-8°C	PHOTOMETRY		
C8294810 Glucose Tolerance Test, Oral, 75 gr (OGTT)						
Plasma (NaF)	Gray (Sodium Fluoride)	1 mL	2-8°C	PHOTOMETRY		
Serum	Separator Tube	1 mL	2-8°C	PHOTOMETRY		
C8294703 Glucose, Urine Spot ^{1 3}						
Urine, Random	Plastic Collection Cup	1 mL	2-8°C	PHOTOMETRY	Mon-Sat 12:00	Mon-Sat 18:00

Acibadem Labmed Medical Laboratory is granted fixed and flexible scope accreditation according to TS EN ISO 15189 by TURKAK (AB-0001-TL). Sign (1) shows accredited tests and sign (2) shows tests analyzed in accredited partner laboratory, Labmed Dortmund MVZ. Sign (3) shows tests analyzed in Central Laboratory.

ALPHABETIC TEST LIST



05.02.2024

SPECIMEN TYPE	CONTAINER	VOLUME	TRANSPORT	METHODOLOGY	PERFORMED	REPORTED
C8295501 Glucose-6-Phosphate Dehydrogenase (G6PD)						
The sample should be sent with a complete blood count result.						
Whole Blood (EDTA)	Lavender (EDTA)	2 mL	2-8°C	PHOTOMETRY	Tue 08:00 Thu 08:00	Wed 18:00 Fri 18:00
C8625606 Glutamic Acid Decarboxylase Antibody (Anti-GAD)						
Serum	Separator Tube	1 mL	2-8°C	EIA	Mon 08:00 Wed 08:00 Fri 08:00	Tue 18:00 Thu 18:00 Mon 18:00
C8109901 Glycosaminoglycans (Mucopolysaccharides)						
Urine	Plastic Collection Cup	5 mL	2-8°C	PHOTOMETRY	Tue 08:00	Fri 18:00
Urine: Morning urine is preferred.						
C8042601 GnRH (LH-RH) Stimulation Test-1						
Serum	Separator Tube	0.2 mL	2-8°C	ECLIA	Mon-Sat 12:00	Mon-Sat 18:00
Serum: Timed sample collection at 0., 30., 60., 90. and 120 min for LH and FSH analysis after 100 ug GnRH (adults) i.v. or 2,5 ug/kg GnRH i.v. (individuals <15 years old) administration.						
C8042602 GnRH (LH-RH) Stimulation Test-2 (for girls)						
Serum	Separator Tube	0.2 mL	2-8°C	ECLIA	Mon-Sat 12:00	Mon-Sat 18:00
Serum: Timed sample collection for LH and FSH analysis at 0., 30. and 60. min. and Estradiol analysis at 60. min. after 100 ug GnRH (adults) i.v. or 2,5 ug/kg GnRH i.v. (individuals <15 years old) administration.						
C8042603 GnRH (LH-RH) Stimulation Test-3 (for boys)						
Serum	Separator Tube	0.3 mL	2-8°C	ECLIA	Mon-Sat 12:00	Mon-Sat 18:00
Serum: Timed sample collection for LH and FSH analysis at 0., 30. and 60. min. and Testosteron analysis at 60. min. after 100 ug GnRH (adults) i.v. or 2,5 ug/kg GnRH i.v. (individuals <15 years old) administration.						
C8708101 Gonococcus Culture						
Cervical Swab	Swap	0	18-24°C	C//S	Mon-Sat 12:00	4 days 17:00
Urethral Discharge Material	Swap	0	18-24°C	C//S		
Vaginal Discharge	Swap	0	18-24°C	C//S		
Urethral Discharge Material: The patient should not urinate within 2 hours prior to collection of specimen. In male patients, exuda coming out from the distal urethra should be removed with a sterile gauze and then a fine metal, dacron tipped swab should be inserted 2 cm into urethra. After gently rotating for 2-3 times, the swab is pulled out and inserted into Amies transport medium with charcoal and sent to the laboratory as soon as possible.						
Vaginal Discharge: In female patients fine metal, dacron tipped swab should be inserted 1-2 cm into endocervical canal. After gently rotating for 2-3 times, the swab is pulled out and inserted into Amies transport medium with charcoal and sent to the laboratory as soon as possible						
Cervical Swab: In female patients fine metal, dacron tipped swab should be inserted 1-2 cm into endocervical canal. After gently rotating for 2-3 times, the swab is pulled out and inserted into Amies transport medium with charcoal and sent to the laboratory as soon as possible						

ALPHABETIC TEST LIST



05.02.2024

SPECIMEN TYPE	CONTAINER	VOLUME	TRANSPORT	METHODOLOGY	PERFORMED	REPORTED
C8300301 Growth Hormone (GH)						
Serum, Frozen	Separator Tube	1 mL	<0°C	CLIA	Tue 08:00 Thu 08:00	Wed 18:00 Fri 18:00
Serum, Frozen: Fasting is required for at least 8 hours. The patient should be rested for 30 minutes before drawing the sample.						
C8043509 Growth Hormone (GH) Suppression Test (post OGTT)						
Serum, Frozen	Separator Tube	1 mL	<0°C	PHOTOMETRY,	Tue 08:00 Thu 08:00	Wed 18:00 Fri 18:00
Serum, Frozen: Fasting is required for at least 8 hours. The patient should be rested for 30 minutes before drawing the sample. Function Tests Sample Follow-up Form should be sent with the sample. It is given as 100 gr glucose in adults and 1.75 gr / kg glucose (maximum 75 gr) in children (under 15 years) as oral solution. A sample of 0 min is drawn just before the glucose solution is administered. After the solution is administered, blood samples are drawn at 30, 60, 90, 120 and 120 minutes. GH tests and glucose tests are analysed in all samples.						
C8676508 Gut Health Panel						
Test Contains; SIBO Breath Test, Histamine, Stool, Zonulin, Stool. All sample types defined in the test panel are required.						
Breath	Special Bag	0	18-24°C		Thu 08:00	2 weeks
Stool	Plastic Collection Cup	5 gr	<0°C			
Breath: Test Contains; SIBO Breath Test, Histamine, Stool, Zonulin, Gaita						
C8818058 Hairy Cell Leukemia Panel, Biologic Fluid						
Please contact with the laboratory before collecting the sample. Send specimen in original tube. Do not aliquot. Fill the "Acibadem Labmed Flow Cytometry Tests Request Form"						
Biologic Fluid	Lavender (EDTA)	5 mL	18-24°C	FLOW CYTOMETRY	Mon-Sat 08:00	4 days
C8818057 Hairy Cell Leukemia Panel, Bone Marrow						
Please contact with the laboratory before collecting the sample. Send specimen in original tube. Do not aliquot. Fill the "Acibadem Labmed Flow Cytometry Tests Request Form"						
Bone Marrow	Lavender (EDTA)	5 mL	18-24°C	FLOW CYTOMETRY	Mon-Sat 08:00	4 days
C8818056 Hairy Cell Leukemia Panel, Whole Blood						
Please contact with the laboratory before collecting the sample. Send specimen in original tube. Do not aliquot. Fill the "Acibadem Labmed Flow Cytometry Tests Request Form"						
Whole Blood (EDTA)	Lavender (EDTA)	5 mL	18-24°C	FLOW CYTOMETRY	Mon-Sat 08:00	4 days
C8301001 Haptoglobin						
Serum	Separator Tube	0.3 mL	2-8°C	NEPHELOMETRY	Mon-Sat 12:00	Mon-Sat 18:00
C8751702 HBV Lamivudin Resistance (YMDD motif) (PCR) ²						
Serum	Separator Tube	1 mL	2-8°C	PCR	Tue 08:00 Wed 08:00 Thu 08:00	1 week

Acibadem Labmed Medical Laboratory is granted fixed and flexible scope accreditation according to TS EN ISO 15189 by TURKAK (AB-0001-TL). Sign (1) shows accredited tests and sign (2) shows tests analyzed in accredited partner laboratory, Labmed Dortmund MVZ. Sign (3) shows tests analyzed in Central Laboratory.

ALPHABETIC TEST LIST

05.02.2024

SPECIMEN TYPE	CONTAINER	VOLUME	TRANSPORT	METHODOLOGY	PERFORMED	REPORTED
C8751706 HBV Tenofovir Resistance ²						
Plasma (EDTA)	Lavender (EDTA)	2 mL	2-8°C	PCR, DNA SEQUENCING	Tue 08:00 Wed 08:00 Thu 08:00	1 week
C8390401 HCV Genotyping						
The HCV RNA level must be 100 IU / mL or above for the HCV Genotype test to be performed. This test includes; 1a, 1b, 1(c-k), 2, 3, 4, 5 and 6 types						
Plasma (EDTA), Frozen	Lavender (EDTA)	2 mL	<0°C	PCR	Mon-Fri 08:00	2 weeks
Plasma (EDTA), Frozen: Plasma (EDTA). Separate plasma from cells and freeze ASAP.						
C8779802 Helicobacter DNA (PCR)						
Biopsy Material	Plastic Collection Cup	0	2-8°C	REAL TIME PCR	Mon-Fri 08:00	1 week
Stool	Plastic Collection Cup	5 gr	2-8°C	REAL TIME PCR		
C8667702 Helicobacter pylori Antibody, I gA						
Serum	Separator Tube	1 mL	2-8°C	EIA	Mon-Thu 08:00 Fri 08:00	Tue-Fri 18:00 Mon 18:00
C8667701 Helicobacter pylori Antibody, I gG ^{1 3}						
Serum	Separator Tube	1 mL	2-8°C	EIA	Mon-Thu 08:00 Fri 08:00	Tue-Fri 18:00 Mon 18:00
C8745002 Helicobacter pylori Antigen (HpSA)						
Stool	Plastic Collection Cup	2 mL	2-8°C	IMMUNOCHROMATOGRAPHY	Mon-Fri 08:00 Sat 08:00	Tue-Sat 18:00 Mon 18:00
C8818066 Hemaphagocytic Syndrome Panel						
Please contact with the laboratory before collecting the sample. Send specimen in original tube. Do not aliquot. Fill the "Acibadem Labmed Flow Cytometry Tests Request Form"						
Whole Blood	Lavender (EDTA)	5 mL	18-24°C	FLOW CYTOMETRY	Mon-Sat 08:00	4 days
C8303601 Hemoglobin A1c (HbA1c)						
Whole Blood (EDTA)	Lavender (EDTA) (HbA1c)	2 mL	2-8°C	HPLC	Mon-Sat 12:00	Mon-Sat 18:00
C8305101 Hemoglobin, Free, Plasma						
Plasma (Heparin)	Green (Heparin)	2 mL	2-8°C	PHOTOMETRY	Mon-Sat 12:00	Mon-Sat 18:00
Plasma (Heparin): Plasma (Heparinized). Unacceptable Conditions: Grossly hemolyzed specimens.						

ALPHABETIC TEST LIST

05.02.2024

SPECIMEN TYPE	CONTAINER	VOLUME	TRANSPORT	METHODOLOGY	PERFORMED	REPORTED
C8306901 Hemoglobin, Urine						
Urine	Plastic Collection Cup	2 mL	2-8°C	PHOTOMETRY	Tue 08:00 Wed 08:00 Thu 08:00	1 week 18:00
C8302011 Hemoglobin variant test						
At least 5 mL sample should be collected. Cold chain transfer is required. Hemoglobin variants are analysed within 5 days of collection.						
Whole Blood (EDTA)	Lavender (EDTA)	5 mL	2-8°C	HPLC	Mon -Thu 08:00	Tue-Fri 18:00
C8307001 Hemosiderine, Urine (Iron Dye) ²						
Urine	Plastic Collection Cup	10 mL	2-8°C	MICROSCOPY	Tue 08:00	2 weeks
C8925617 Hemostasis Panel						
Test contains; aPTT, Prothrombin time (PT), Thrombin Time (TT), Plasma, Bleeding Time (Platelet Function Analyser), Fibrinogen. All sample types defined in the test panel are required.						
Plasma (Citrate)	Blue (Sodium citrate)	3 mL	2-8°C		Mon-Sat 12:00	Mon-Sat 18:00
Plasma (Citrate), Frozen	Blue (Sodium citrate)	1 mL	<0°C			
Whole Blood (Citrate)	Blue (Sodium citrate)	2 mL	18-24°C			
C8190401 Heparin-PF4 (HIT) Antibody						
Unacceptable Conditions: Serum separator tubes, hemolysis, lipemia. Sample stability for this test is 48 hours at 2-8 ° C and 14 days at -20°C.						
Serum	Plain Tube	2 mL	18-24°C	LFIA	Mon-Fri 08:00	Mon-Fri 18:00
C8670801 Hepatitis A Antibody (anti-HAV), Total						
Plasma (EDTA)	Lavender (EDTA)	1 mL	2-8°C	CLIA	Mon-Sat 12:00	Mon-Sat 18:00
C8670901 Hepatitis A Antibody, IgM (anti-HAV IgM)						
Plasma (EDTA)	Lavender (EDTA)	1 mL	2-8°C	CLIA	Mon-Sat 12:00	Mon-Sat 18:00
C8670601 Hepatitis B s Antibody (anti-HBs)						
Plasma (EDTA)	Lavender (EDTA)	1 mL	2-8°C	CLIA	Mon-Sat 12:00	Mon-Sat 18:00
C8734001 Hepatitis B s Antigen (HBsAg)						
Plasma (EDTA)	Lavender (EDTA)	1 mL	2-8°C	CLIA	Mon-Sat 12:00	Mon-Sat 18:00

Acibadem Labmed Medical Laboratory is granted fixed and flexible scope accreditation according to TS EN ISO 15189 by TURKAK (AB-0001-TL). Sign (1) shows accredited tests and sign (2) shows tests analyzed in accredited partner laboratory, Labmed Dortmund MVZ. Sign (3) shows tests analyzed in Central Laboratory.

ALPHABETIC TEST LIST



05.02.2024

SPECIMEN TYPE	CONTAINER	VOLUME	TRANSPORT	METHODOLOGY	PERFORMED	REPORTED
C8751701 Hepatitis B Virus (HBV) DNA (PCR), Quantitative						
Plasma (EDTA), Frozen	Lavender (EDTA)	2 mL	<0°C	PCR	Mon-Fri 08:00	4 days
Plasma (EDTA), Frozen: Blood samples should be centrifuged in the closest time period and the plasma should be frozen.						
C8751703 Hepatitis B Virus (HBV) Genotyping (PCR)						
Plasma (EDTA), Frozen	Lavender (EDTA)	2 mL	<0°C	REAL-TIME PCR	Tue 08:00 Wed 08:00 Thu 08:00	2 weeks 18:00
C8670401 Hepatitis Bc Antibody (anti-HBc), Total						
Plasma (EDTA)	Lavender (EDTA)	1 mL	2-8°C	CLIA	Mon-Sat 12:00	Mon-Sat 18:00
C8670501 Hepatitis Bc Antibody IgM (anti-HBc IgM)						
Plasma (EDTA)	Lavender (EDTA)	1 mL	2-8°C	CLIA	Mon-Sat 12:00	Mon-Sat 18:00
C8670701 Hepatitis Be Antibody (anti-HBe)						
Plasma (EDTA)	Lavender (EDTA)	1 mL	2-8°C	CLIA	Mon-Sat 12:00	Mon-Sat 18:00
C8735001 Hepatitis Be Antigen (HBeAg)						
Plasma (EDTA)	Lavender (EDTA)	1 mL	2-8°C	CLIA	Mon-Sat 12:00	Mon-Sat 18:00
C8680301 Hepatitis C Antibody (anti-HCV)						
Plasma (EDTA)	Lavender (EDTA)	1 mL	2-8°C	CLIA	Mon-Sat 12:00	Mon-Sat 18:00
C8752203 Hepatitis C Virus (HCV) RNA (PCR), Quantitative						
Plasma (EDTA), Frozen	Lavender (EDTA)	2 mL	<0°C	RT-PCR	Mon 08:00	Wed 18:00
Plasma (EDTA), Frozen: Plasma (EDTA). Separate plasma from cells and freeze ASAP.						
C8669205 Hepatitis D Virus Antibody (Anti-HDV), Total						
Serum	Separator Tube	1 mL	2-8°C	ELISA	Mon 08:00 Wed 08:00 Fri 08:00	Tue 18:00 Thu 18:00 Mon 18:00
C8779825 Hepatitis D Virus (HDV) RNA (PCR), Quantitative						
Plasma (EDTA), Frozen	Lavender (EDTA)	2 mL	<0°C	PCR	Mon 08:00	1 week

Acibadem Labmed Medical Laboratory is granted fixed and flexible scope accreditation according to TS EN ISO 15189 by TURKAK (AB-0001-TL). Sign (1) shows accredited tests and sign (2) shows tests analyzed in accredited partner laboratory, Labmed Dortmund MVZ. Sign (3) shows tests analyzed in Central Laboratory.

ALPHABETIC TEST LIST



05.02.2024

SPECIMEN TYPE	CONTAINER	VOLUME	TRANSPORT	METHODOLOGY	PERFORMED	REPORTED
C8738001 Hepatitis Delta Antigen						
Serum	Separator Tube	1 mL	2-8°C	EIA	Mon 08:00 Thu 08:00	Tue 18:00 Fri 18:00
C8684902 Hepatitis E Antibody, IgG (anti-HEV IgG)						
Serum	Separator Tube	0.5 mL	2-8°C	EIA	Tue 08:00	Wed 18:00
C8684903 Hepatitis E Antibody, IgM						
Serum	Separator Tube	1 mL	2-8°C	EIA	Tue 08:00	Wed 18:00
C8779827 Hepatitis E Virus (HEV) RNA (PCR)						
Plasma (EDTA), Frozen	Lavender (EDTA)	2 mL	<0°C	PCR	Tue 08:00 Wed 08:00 Thu 08:00	2 weeks 18:00
C8669605 Herpes simplex IgG ASI (Antibody Specific Index) ²						
Serum and CSF	Separator Tube+ Sterile CSF Tube	1 mL	2-8°C	EIA	Tue 08:00	1 weeks
C8780153 Herpes Simplex Virus (HSV) DNA Type 1&2 (PCR), Aphthous Material						
Aphth Material	Plastic Collection Cup	0	2-8°C	PCR	Mon-Fri 08:00	1 week
Aphth Material: Skin swab/scrapings, mucosa swab/scrapings are taken by a sterile swab and transferred into 2-3 ml nucleic acid carrier buffer.						
C8780161 Herpes Simplex Virus (HSV) DNA Type 1&2 (PCR), Cervical Swab						
Cervical Swab	Nucliswab	0	2-8°C	PCR	Mon-Fri 08:00	1 weeks
C8790003 Herpes Simplex Virus (HSV) DNA Type 1&2 (PCR), Conjunctival Swab						
Conjunctival Swab	Biologic Fluid Tube	0	2-8°C	PCR	Mon-Fri 08:00	1 week
C8780154 Herpes Simplex Virus (HSV) DNA Type 1&2 (PCR), CSF						
CSF	Sterile CSF Tube	1 mL	2-8°C	PCR	Mon-Fri 08:00	Tue-Sat 18:00
CSF: CSF; is transferred in biologic fluid carrier tubes. CSF samples are reported in 3 days period of time.						
C8780158 Herpes Simplex Virus (HSV) DNA Type 1&2 (PCR), Ocular Secretion						
Ophthalmic Discharge	Biologic Fluid Tube	0	2-8°C	PCR	Mon-Fri 08:00	1 week

Acibadem Labmed Medical Laboratory is granted fixed and flexible scope accreditation according to TS EN ISO 15189 by TURKAK (AB-0001-TL). Sign (1) shows accredited tests and sign (2) shows tests analyzed in accredited partner laboratory, Labmed Dortmund MVZ. Sign (3) shows tests analyzed in Central Laboratory.

ALPHABETIC TEST LIST

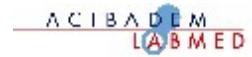


05.02.2024

SPECIMEN TYPE	CONTAINER	VOLUME	TRANSPORT	METHODOLOGY	PERFORMED	REPORTED
C8780159 Herpes Simplex Virus (HSV) DNA Type 1&2 (PCR), Plasma						
Plasma (EDTA)	Lavender (EDTA)	2 mL	2-8°C	PCR	Mon-Fri 08:00	1 week
C8780160 Herpes Simplex Virus (HSV) DNA Type 1&2 (PCR), Serum						
Serum	Separator Tube	2 mL	2-8°C	PCR	Mon-Fri 08:00	1 week
C8780157 Herpes Simplex Virus (HSV) DNA Type 1&2 (PCR), Tissue						
Tissue Sample	Plastic Collection Cup	0	2-8°C	PCR	Mon-Fri 08:00	1 week
Tissue Sample: Biopsy material is stored and transferred in 2-3 ml. nucleic acid carrier buffer.						
C8780162 Herpes Simplex Virus (HSV) DNA Type 1&2 (PCR), Vesicular Fluid						
Vesicular Fluid	Biologic Fluid Tube	0	2-8°C	PCR	Mon-Fri 08:00	1 week
C8669501 Herpes Simplex Virus (HSV) Type 1 Antibody, IgG						
Serum	Separator Tube	1 mL	2-8°C	EIA	Mon-Thu 08:00 Fri 08:00	Tue-Fri 18:00 Mon 18:00
C8669502 Herpes Simplex Virus (HSV) Type 1 Antibody, IgM						
Serum	Separator Tube	1 mL	2-8°C	EIA	Mon-Thu 08:00 Fri 08:00	Tue-Fri 18:00 Mon 18:00
C8669601 Herpes Simplex Virus (HSV) Type 2 Antibody, IgG						
Serum	Separator Tube	1 mL	2-8°C	EIA	Mon-Thu 08:00 Fri 08:00	Tue-Fri 18:00 Mon 18:00
Serum: Unacceptable conditions: Hemolysis and lipemia						
C8669602 Herpes Simplex Virus (HSV) Type 2 Antibody, IgM						
Serum	Separator Tube	1 mL	2-8°C	EIA	Mon-Thu 08:00 Fri 08:00	Tue-Fri 18:00 Mon 18:00
Serum: Unacceptable conditions: Hemolysis and lipemia						
C8666400 Heterophile Antibody (Monospot)						
Serum	Separator Tube	0.2 mL	2-8°C	AGGLUTINATION	Mon-Sat 12:00	Mon-Sat 18:00
Serum: Unacceptable conditions: Hemolysis and lipemia						
C8670302 HIV Antibody (1-2) + p24 Antigen ^{1 3}						
Plasma (EDTA)	Lavender (EDTA)	1 mL	2-8°C	CLIA	Mon-Sat 12:00	Mon-Sat 18:00

Acibadem Labmed Medical Laboratory is granted fixed and flexible scope accreditation according to TS EN ISO 15189 by TURKAK (AB-0001-TL). Sign (1) shows accredited tests and sign (2) shows tests analyzed in accredited partner laboratory, Labmed Dortmund MVZ. Sign (3) shows tests analyzed in Central Laboratory.

ALPHABETIC TEST LIST



05.02.2024

SPECIMEN TYPE	CONTAINER	VOLUME	TRANSPORT	METHODOLOGY	PERFORMED	REPORTED
C8392109 Hippuric Acid/Creatinin Ratio, Urine random						
Urine, Random	Plastic Collection Cup	2 mL	2-8°C	HPLC	Mon-Fri 08:00	8 days
C8308801 Histamine ³						
Plasma (EDTA), Frozen	Lavender (EDTA)	2 mL	<0°C	LC-MS/MS	Thu 08:00	Fri 18:00
Plasma (EDTA), Frozen: Plasma (EDTA). Specimens need to be spun in a refrigerated centrifuge. Transfer to a plastic transport tube and freeze immediately. Unacceptable Conditions: Grossly hemolyzed or nonfrozen specimens. Unacceptable conditions: Hemolysis and lipemia						
C8676522 Histamine Intolerance Panel						
Test contains: Diamine oxidase, Histamine, Histamine/Creatinine Ratio, Urine (random). All sample types defined in the test panel are required.						
Plasma (EDTA), Frozen	Lavender (EDTA)	2 mL	<0°C		Thu 08:00	2 weeks
Serum, Frozen	Separator Tube	1 mL	<0°C			
Urine, Random, Frozen	Plastic Collection Cup	10 mL	<0°C			
C8308803 Histamine, Stool						
Higher concentrations of biotin can lead to false results. Patients taking >5 mg biotin per day should wait at least 24 hours after taking biotin to have their samples collected.						
Stool, Frozen	Plastic Collection Cup	5 gr	<0°C	EIA	Thu 08:00	2 weeks
C8308804 Histamine/Creatinine Ratio, Urine (random)						
Urine, Random, Frozen	Plastic Collection Cup	10 mL	<0°C	LC-MS/MS	Thu 08:00	Fri 18:00
C8681603 HLA B27 (Flow Cytometry)						
Whole Blood (EDTA)	Lavender (EDTA)	2 mL	18-24°C	FLOW CYTOMETRY	Mon-Fri 08:00	2 days 18:00
C8681605 HLA B27 Subtyping ²						
Genetic informed consent is needed						
Whole Blood (EDTA)	Lavender (EDTA)	6 mL	18-24°C	PCR-SSP	Tue 08:00	2 weeks
C8260702 Holotranscobalamine ²						
Serum	Separator Tube	2 mL	2-8°C	MEIA	Tue 08:00	1 week
C8219901 Homocysteine						
Plasma (EDTA)	Lavender (EDTA)	1 mL	2-8°C	LC-MS/MS	Mon 08:00 Wed 08:00 Fri 08:00	Tue 18:00 Thu 18:00 Mon 18:00
Plasma (EDTA): Plasma must be separated immediately after collection otherwise false elevations of plasma homocysteine may occur. If it cannot be separated immediately, the blood sample can also be kept in ice for a maximum of 1 hour.						

Acibadem Labmed Medical Laboratory is granted fixed and flexible scope accreditation according to TS EN ISO 15189 by TURKAK (AB-0001-TL). Sign (1) shows accredited tests and sign (2) shows tests analyzed in accredited partner laboratory, Labmed Dortmund MVZ. Sign (3) shows tests analyzed in Central Laboratory.

ALPHABETIC TEST LIST

05.02.2024

SPECIMEN TYPE	CONTAINER	VOLUME	TRANSPORT	METHODOLOGY	PERFORMED	REPORTED
C8391810 Homogentisic Acid/Creatinine Ratio, Urine random						
Urine, Random, Frozen	Plastic Collection Cup	10 mL	<0°C	GC-MS	Tue 08:00 Thu 08:00 Sat 08:00	Mon 18:00 Wed 18:00 Fri 18:00
C8315001 Homovanillic Acid (HVA) ^{1 3}						
24-hour Urine, HCl treated	Plastic 24-Hour Urine Container	5 mL	2-8°C	LC-MS/MS	Mon 08:00 Thu 08:00	Tue 18:00 Fri 18:00
24-hour Urine, HCl treated: Urine should be collected in a container, containing 10 ml of HCl, 6 N.						
C8315002 Homovanillic Acid (HVA)/Creatinine Ratio, Urine Random						
Urine, Random	Plastic Collection Cup	5 mL	2-8°C	LC-MS/MS	Mon 08:00 Thu 08:00	Tue 18:00 Fri 18:00
C8779905 HPV DNA Typing (PCR)						
This test includes; HPV 16, HPV 18, HPV 31, HPV 33, HPV 35, HPV 39, HPV 45, HPV 51, HPV 52, HPV 56, HPV 58, HPV 59, HPV 66 ve HPV 68 types.						
Biopsy Material	Plastic Collection Cup	0	2-8°C	REAL TIME PCR	Mon-Fri 12:00	10 days
Liqui-Prep	Call the Laboratory	0	2-8°C	REAL TIME PCR		
Paraffin Section	Plastic Collection Cup	0	2-8°C	REAL TIME PCR		
Swab	Nucliswab	0	2-8°C	REAL TIME PCR		
Thin Prep	ThinPrep	0	2-8°C	REAL TIME PCR		
Urine	Sterile Tube	5 mL	2-8°C	REAL TIME PCR		
Swab: PCR swab samples should be transported into sterile saline.						
C8668801 HTLV-I/II antibody ²						
Serum	Separator Tube	1 mL	2-8°C	EIA	Tue 08:00	2 weeks
C8669604 Human Herpes Virus Type 6 Antibody, I gG ²						
Serum	Separator Tube	1 mL	2-8°C	EIA	Tue 08:00	1 weeks
C8669603 Human Herpes Virus Type 6 Antibody, I gM ²						
Serum	Separator Tube	1 mL	2-8°C	EIA	Tue 08:00	1 weeks
C8732709 Human Herpes Virus Type 6 (HHV 6) DNA (PCR), CSF, Quantitative						
CSF	Sterile CSF Tube	1 mL	2-8°C	PCR	Mon 08:00 Wed 08:00 Thu 08:00	Tue 18:00 Thu 18:00 Fri 18:00

Acibadem Labmed Medical Laboratory is granted fixed and flexible scope accreditation according to TS EN ISO 15189 by TURKAK (AB-0001-TL). Sign (1) shows accredited tests and sign (2) shows tests analyzed in accredited partner laboratory, Labmed Dortmund MVZ. Sign (3) shows tests analyzed in Central Laboratory.

ALPHABETIC TEST LIST



05.02.2024

SPECIMEN TYPE	CONTAINER	VOLUME	TRANSPORT	METHODOLOGY	PERFORMED	REPORTED
C8780199 Human Herpes Virus Type 6 (HHV 6) DNA (PCR), Quantitative						
Biopsy Material	Plastic Collection Cup	5 gr	2-8°C	PCR	Mon-Fri 08:00	4 days
Sputum	Plastic Collection Cup	0	2-8°C	PCR		
Whole Blood (EDTA) (PCR)	Lavender (EDTA)	2 mL	2-8°C	PCR		
C8779822 Human Herpes Virus Type 8 (HHV 8) DNA (PCR)						
Biopsy Material	Plastic Collection Cup	0	2-8°C	PCR	Mon-Fri 08:00	1 week
Paraffin Section	Plastic Collection Cup	0	2-8°C	PCR		
Serum	Separator Tube	2 mL	2-8°C	PCR		
Whole Blood (EDTA) (PCR)	Lavender (EDTA)	2 mL	2-8°C	PCR		
C8753901 Human Immunodeficiency Virus (HIV1) RNA, Quantitative						
Plasma (EDTA), Frozen	Lavender (EDTA)	2 mL	<0°C	PCR	Tue 08:00 Thu 08:00	Wed 18:00 Fri 18:00
Plasma (EDTA), Frozen: Plasma (EDTA). Separate plasma from cells and freeze ASAP.						
C8443004 Hydroxypyrene						
Urine, Random	Plastic Collection Cup	2 mL	2-8	HPLC	Mon-Fri 08:00	8 days
C8392914 Hyperinflammatory Panel						
Test contains; IFN-Alpha2, IFN-gamma, IL-1B, IL-10, IL-12p70, IL-17A, IL-18, IL-23, IL-33, IL-6, IL-8, MCP-1, TNF-Alpha						
Serum	Call the Laboratory	1 mL	<0°C	FLOW CYTOMETRY	Mon-Fri 08:00	1 week
C8378903 Hypoxanthine, Urine ²						
Urine, Random, Frozen	Plastic Collection Cup	5 mL	<0°C	LC-MS/MS	Tue 08:00	2 weeks
24-hour Urine, Frozen	Plastic Collection Cup	5 mL	<0°C	LC-MS/MS		
Urine, Random, Frozen: Freeze sample ASAP. 24-hour Urine, Frozen: Freeze sample ASAP.						
C8278401 IgA						
Serum	Separator Tube	0.2 mL	2-8°C	PHOTOMETRY	Mon-Fri 12:00 Sat 12:00	Mon-Fri 18:00 Sat 18:00
C8278405 IgA Subgroups						
Serum, Frozen	Separator Tube	1 mL	<0°C	TURBIDIMETRY	Thu 08:00	15 days

Acibadem Labmed Medical Laboratory is granted fixed and flexible scope accreditation according to TS EN ISO 15189 by TURKAK (AB-0001-TL). Sign (1) shows accredited tests and sign (2) shows tests analyzed in accredited partner laboratory, Labmed Dortmund MVZ. Sign (3) shows tests analyzed in Central Laboratory.

ALPHABETIC TEST LIST



05.02.2024

SPECIMEN TYPE	CONTAINER	VOLUME	TRANSPORT	METHODOLOGY	PERFORMED	REPORTED
C8278404 IgD						
Serum, Frozen	Separator Tube	1 mL	<0°C	TURBIDIMETRY	Thu 08:00	Fri 18:00
C8278501 IgE, Total						
Serum	Separator Tube	0.3 mL	2-8°C	CLIA	Mon-Sat 12:00	Mon-Sat 18:00
C8352011 IGF Binding Protein (IGF-BP-3)						
Serum, Frozen	Separator Tube	1 mL	<0°C	CLIA	Tue 08:00 Thu 08:00	Wed 18:00 Fri 18:00
C8278402 IgG						
Serum	Separator Tube	0.2 mL	2-8°C	PHOTOMETRY	Mon-Fri 12:00 Sat 12:00	Mon-Fri 18:00 Sat 18:00
C8278410 IgG, CSF						
CSF	Sterile CSF Tube	1 mL	2-8°C	NEPHELOMETRY	Tue 08:00 Wed 08:00 Thu 08:00	1 week 18:00
C8278701 IgG Subgroups						
Serum, Frozen	Separator Tube	1 mL	<0°C	NEPHELOMETRY	Thu 08:00	Fri 18:00
Serum, Frozen: Test includes; -IgG1, -IgG2, -IgG3, -IgG4						
C8278702 IgG1						
Serum, Frozen	Separator Tube	1 mL	<0°C	NEPHELOMETRY	Thu 08:00	Fri 18:00
C8278703 IgG2						
Serum, Frozen	Separator Tube	1 mL	<0°C	NEPHELOMETRY	Thu 08:00	Fri 18:00
C8278704 IgG3						
Serum, Frozen	Separator Tube	1 mL	<0°C	NEPHELOMETRY	Thu 08:00	Fri 18:00
C8278705 IgG4						
Serum, Frozen	Separator Tube	1 mL	<0°C	NEPHELOMETRY	Thu 08:00	Fri 18:00

Acibadem Labmed Medical Laboratory is granted fixed and flexible scope accreditation according to TS EN ISO 15189 by TURKAK (AB-0001-TL). Sign (1) shows accredited tests and sign (2) shows tests analyzed in accredited partner laboratory, Labmed Dortmund MVZ. Sign (3) shows tests analyzed in Central Laboratory.

ALPHABETIC TEST LIST

05.02.2024

SPECIMEN TYPE	CONTAINER	VOLUME	TRANSPORT	METHODOLOGY	PERFORMED	REPORTED
C8278403 IgM						
Serum	Separator Tube	0.2 mL	2-8°C	PHOTOMETRY	Mon-Sat 12:00	Mon-Sat 18:00
C8504402 Immature Thrombocyte Fraction (IPF)						
Whole Blood (EDTA)	Lavender (EDTA)	2 mL	2-8°C	AUTOMATED BLOOD COUNT SYSTEM	Mon-Sat 08:00	Mon-Sat 18:00
C8633403 Immunofixation Electrophoresis, CSF						
CSF	Sterile CSF Tube	3 mL	2-8°C	ELECTROPHORESIS	Wed 08:00 Fri 08:00	Mon 18:00 Wed 18:00
C8633407 Immunofixation Electrophoresis (IFE), Serum, Quantitative Monoclonal Protein Detection						
Serum	Separator Tube	1 ml	2-8°C	ELECTROPHORESIS	Mon-Sat 08:00	5 days
C8633408 Immunofixation Electrophoresis (IFE), Urine (24 hours), Quantitative						
24-hour Urine	Plastic 24-Hour Urine Container	10 mL	2-8°C	ELECTROPHORESIS	Mon 08:00 Wed 08:00	Tue 18:00 Thu 18:00
C8925655 Immunofixation Electrophoresis (Immunoglobulin D)						
Serum	Separator Tube	1 mL	2-8°C	ELECTROPHORESIS	Tue 08:00	1 week
C8633404 Immunofixation Electrophoresis (Immunoglobulin E) ²						
Serum	Separator Tube	1 mL	2-8°C	ELECTROPHORESIS	Tue 08:00	1 week
C8633405 Immunofixation Electrophoresis, Serum (IFE), Qualitative						
Serum	Separator Tube	1 ml	2-8°C	ELECTROPHORESIS	Mon-Sat 08:00	5 days
C8633406 Immunofixation Electrophoresis, Urine (24 hours) (IFE), Qualitative						
24-hour Urine	Plastic 24-Hour Urine Container	10 ml	2-8°C	ELECTROPHORESIS	Mon-Sat 08:00	5 days
C8721001 Indian ink staining						
Samples are stable 24 hours in room temperature. Frozen samples are inappropriate for test.						
Biologic Fluid	Biologic Fluid Tube	1 mL	18-24°C	MICROSCOPY	Mon-Sat 08:00	1 days
CSF	Sterile CSF Tube	1 mL	18-24°C	MICROSCOPY		
Urine	Plastic Collection Cup	1 mL	18-24°C	MICROSCOPY		

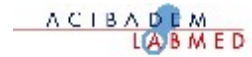
Acibadem Labmed Medical Laboratory is granted fixed and flexible scope accreditation according to TS EN ISO 15189 by TURKAK (AB-0001-TL). Sign (1) shows accredited tests and sign (2) shows tests analyzed in accredited partner laboratory, Labmed Dortmund MVZ. Sign (3) shows tests analyzed in Central Laboratory.

ALPHABETIC TEST LIST

05.02.2024

SPECIMEN TYPE	CONTAINER	VOLUME	TRANSPORT	METHODOLOGY	PERFORMED	REPORTED
C8301821 Indium, Stool ²						
Stool	Plastic Collection Cup	2 gr	2-8°C	ICP-MS	Tue 08:00	2 weeks
C8499921 Infliximab, Serum ²						
Serum	Separator Tube	3 mL	2-8°C	ELISA	Tue 08:00	2 weeks
C8671002 Influenza A Antibody, IgG ²						
Serum	Separator Tube	1 mL	2-8°C	EIA	Tue 08:00	1 weeks
C8779846 Influenza A, B, H1N1 Multiplex PCR						
Bronchoalveolar Lavage	Biologic Fluid Tube	1 mL	2-8°C	PCR	Mon-Fri 08:00	2 days
Nasopharyngeal Aspirate	Biologic Fluid Tube	1 mL	2-8°C	PCR		
Nasopharyngeal Swab	Nucliswab	0	2-8°C	PCR		
Sputum	Plastic Collection Cup	0	2-8°C	PCR		
Tissue Sample	Plastic Collection Cup	0	2-8°C	PCR		
Transtracheal Aspirate	Biologic Fluid Tube	1 mL	2-8°C	PCR		
Nasopharyngeal Swab: PCR swab samples should be transported into sterile saline.						
C8740001 Influenza Antigen (A and B)						
Nasal Discharge	Rayon Swab	0	2-8°C	IMMUNOASSAY	Mon-Sat	2 hours
Nasopharyngeal Aspirate	Rayon Swab	0	2-8°C	IMMUNOASSAY		
Nasopharyngeal Swab	Rayon Swab	0	2-8°C	IMMUNOASSAY		
Sputum	Plastic Collection Cup	0	2-8°C	IMMUNOASSAY		
Throat Swab	Rayon Swab	0	2-8°C	IMMUNOASSAY		
C8671003 Influenza B Antibody, IgA ²						
Serum	Separator Tube	1 mL	2-8°C	EIA	Tue 08:00	1 weeks
C8633601 Inhibin A						
Unacceptable conditions: Hemolysis						
Serum, Frozen	Separator Tube	1 mL	<0°C	ELISA	Mon 08:00 Wed 08:00 Fri 08:00	Wed 18:00 Fri 18:00 Mon 18:00

ALPHABETIC TEST LIST



05.02.2024

SPECIMEN TYPE	CONTAINER	VOLUME	TRANSPORT	METHODOLOGY	PERFORMED	REPORTED
C8352003 Inhibin B						
Unacceptable conditions: Hemolysis						
Serum, Frozen	Separator Tube	0.5 mL	<0°C	EIA	Thu 08:00	Fri 18:00
C8352501 Insulin						
Serum	Separator Tube	0.2 mL	2-8°C	CLIA	Mon-Sat 12:00	Mon-Sat 18:00
Serum: Fasting is required for at least 8 hours.						
C8043522 Insulin, (Accompanied by OGTT)						
Information Form	.	0		CLIA	Mon-Sat 12:00	Mon-Sat 18:00
Serum	Separator Tube	0.2 mL	2-8°C	CLIA		
Serum: Fasting is required for at least 8 hours. The start time of the test should be between 08: 00-10:00. Function Tests Sample Follow-up Form should be sent with the sample. Unacceptable Conditions: Grossly hemolyzed specimens.						
C8633701 Insulin Antibody						
Serum	Separator Tube	0.5 mL	2-8°C	RIA	Fri 08:00	Tue 18:00
Serum: Unacceptable Conditions: Grossly hemolyzed, icteric and lipemic specimens.						
C8043511 Insulin, Postprandial (2nd hour)						
Serum, Post-prandial	Separator Tube	0.3 mL	2-8°C	CLIA	Mon-Sat 12:00	Mon-Sat 18:00
Serum, Post-prandial: Blood is taken 2 hours after a standard meal and insulin is determined.						
C8043402 Insulin Tolerance Test						
Information Form	.	0		PHOTOMETRY, ECLIA	Thu 08:00	Fri 18:00
Serum	Separator Tube	2 mL	2-8°C	PHOTOMETRY, ECLIA		
C8684901 Interferon Beta Antibody ²						
Serum	Separator Tube	1 mL	2-8°C	WB	Tue 08:00	2 weeks
C8684910 Interferon gamma ²						
Serum, Frozen	Separator Tube	2 mL	<0°C	FLOW CYTOMETRY	Tue 08:00	1 week
Serum, Frozen: Separate serum from cells ASAP.						
C8635302 Interleukin 1 Beta (IL-1B)						
Serum	Separator Tube	1 mL	2-8°C	FLOW CYTOMETRY	Mon 08:00	1 week

Acibadem Labmed Medical Laboratory is granted fixed and flexible scope accreditation according to TS EN ISO 15189 by TURKAK (AB-0001-TL). Sign (1) shows accredited tests and sign (2) shows tests analyzed in accredited partner laboratory, Labmed Dortmund MVZ. Sign (3) shows tests analyzed in Central Laboratory.

ALPHABETIC TEST LIST

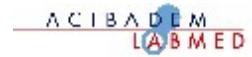


05.02.2024

SPECIMEN TYPE	CONTAINER	VOLUME	TRANSPORT	METHODOLOGY	PERFORMED	REPORTED
C8635304 Interleukin-2 (IL-2) ²						
Serum, Frozen	Separator Tube	2 mL	<0°C	FLOW CYTOMETRY	Tue 08:00	1 weeks
C8635301 Interleukin-6 (IL-6)						
Serum, Frozen	Separator Tube	0.5 mL	<0°C	CLIA	Mon-Fri 12:00	Tue-Sat 18:00
C8634001 Intrinsic Factor Antibody						
Serum	Separator Tube	0.5 mL	2-8°C	IFT	Wed 08:00	Thu 18:00
C8780228 Invitro T Lymphocyte Activation Test						
Whole Blood (Heparin)	Green (Heparin)	5 mL	18-24°C	FLOW CYTOMETRY	Tue 08:00	1 week
C8378911 Iodine, Serum						
Serum	Separator Tube	1 mL	2-8°C	ICP-MS	Mon 08:00 Thu 08:00	Tue 18:00 Fri 18:00
C8378913 Iodine, Urine (24 hours)						
24-hour Urine	Plastic 24-Hour Urine Container	5 mL	2-8°C	ICP-MS	Mon 08:00 Thu 08:00	Tue 18:00 Fri 18:00
24-hour Urine: The sampling time should be at least 5 days after taking iodine-containing contrast agent or medication.						
C8378912 Iodine/Creatinine Ratio, Urine (random)						
Urine, Random	Plastic Collection Cup	5 mL	2-8°C	ICP-MS	Mon 08:00 Thu 08:00	Tue 18:00 Fri 18:00
Urine, Random: The sampling time should be at least 5 days after taking iodine-containing contrast agent or medication.						
C8355001 Iron Binding Capacity						
Serum	Separator Tube	0.3 mL	2-8°C	PHOTOMETRY	Mon-Sat 12:00	Mon-Sat 18:00
Serum: Patient should be fasting for at least eight hours prior to collection of fasting specimen. Sampling should be before 10:30 a.m. Unacceptable Conditions: Grossly hemolyzed specimens.						
C8354001 Iron (Fe)						
Serum	Separator Tube	0.3 mL	2-8°C	PHOTOMETRY	Mon-Sat 12:00	Mon-Sat 18:00
Serum: Patient should be fasting for at least eight hours prior to collection of fasting specimen. Sampling should be before 10:30 a.m. Unacceptable Conditions: Grossly hemolyzed specimens.						

Acibadem Labmed Medical Laboratory is granted fixed and flexible scope accreditation according to TS EN ISO 15189 by TURKAK (AB-0001-TL). Sign (1) shows accredited tests and sign (2) shows tests analyzed in accredited partner laboratory, Labmed Dortmund MVZ. Sign (3) shows tests analyzed in Central Laboratory.

ALPHABETIC TEST LIST

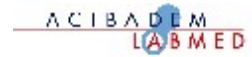


05.02.2024

SPECIMEN TYPE	CONTAINER	VOLUME	TRANSPORT	METHODOLOGY	PERFORMED	REPORTED
C8354003 Iron (Fe), Tissue ²						
Tissue Sample	Call the Laboratory	1 gr	<0°C	AAS	Tue 08:00	1 weeks
Tissue Sample: Submit at least 1-2 cm long specimen (200-250 mg). Tissue sample should be immediately frozen in a plain metal-free tube without any fluid/preservative. Unacceptable Conditions: Samples less than 0.25 mg (dry weight).						
C8354005 Iron (Fe), Urine (Random)						
Urine, Random	Plastic Collection Cup	5 mL	2-8°C	ICP-MS	Thu 08:00	10 days
Urine, Random: There is no need for light protection						
C8634101 I slet Cell Antibody (I CA)						
Serum	Separator Tube	0.3 mL	2-8°C	IFT	Mon 08:00 Wed 08:00	Wed 18:00 Fri 18:00
C8690003 Isohemagglutinin						
Serum and Whole Blood (EDTA)	EDTA and Separator Tube	4 mL	18-24°C	GEL CENTRIFUGATION	Mon-Fri 12:00	Mon-Fri 18:00
Serum and Whole Blood (EDTA): Whole Blood (EDTA)						
C8732705 sopropanol,urine						
Urine, Random	Plastic Collection Cup	5 mL	2-8°C	GC-FID	Wed 08:00	10 days
C8779836 JC Virus DNA (PCR)						
Plasma (EDTA), Frozen	Lavender (EDTA)	1 mL	<0°C	PCR	Mon-Fri 08:00	4 days
Serum, Frozen	Separator Tube	1 mL	<0°C	PCR		
Urine	Sterile Tube	1 mL	2-8°C	PCR		
C8780033 JC Virus DNA (PCR), CSF, Quantitative						
CSF	Sterile CSF Tube	1 mL	2-8°C	PCR	Mon-Fri 08:00	Tue-Sat 18:00
C8278419 Kappa Light Chain, Free, Serum						
Serum	Separator Tube	1 mL	2-8°C	NEPHELOMETRY	Mon 08:00 Wed 08:00	Tue 18:00 Thu 18:00
C8278421 Kappa Light Chain, Free, Urine (24 hours)						
24-hour Urine	Plastic 24-Hour Urine Container	5 mL	2-8°C	NEPHELOMETRY	Mon 08:00 Wed 08:00	Tue 18:00 Thu 18:00

Acibadem Labmed Medical Laboratory is granted fixed and flexible scope accreditation according to TS EN ISO 15189 by TURKAK (AB-0001-TL). Sign (1) shows accredited tests and sign (2) shows tests analyzed in accredited partner laboratory, Labmed Dortmund MVZ. Sign (3) shows tests analyzed in Central Laboratory.

ALPHABETIC TEST LIST



05.02.2024

SPECIMEN TYPE	CONTAINER	VOLUME	TRANSPORT	METHODOLOGY	PERFORMED	REPORTED
C8278417 Kappa Light Chain, Serum						
Serum	Separator Tube	1 mL	2-8°C	NEPHELOMETRY	Mon 08:00 Wed 08:00	Tue 18:00 Thu 18:00
C8278407 Kappa Light Chain, Urine (24 hours)						
24-hour Urine	Plastic 24-Hour Urine Container	5 mL	2-8°C	NEPHELOMETRY	Mon 08:00 Wed 08:00	Tue 18:00 Thu 18:00
C8217506 Kynurenic acid /creatinine ratio, urine						
Urine, Random, Frozen	Plastic Collection Cup	2 mL	<0°C	LC-MS/MS	Fri 08:00	Mon 18:00
C8360503 Lactate, Plasma						
Plasma (NaF)	Gray (Sodium Fluoride)	1 mL	2-8°C	PHOTOMETRY	Mon-Sat 12:00	Mon-Sat 18:00
Plasma (NaF): Plasma (NaFI). Draw the specimen without the use of a tourniquet or within three minutes of applying the tourniquet, but before releasing the tourniquet. Centrifuge sample within 15 minutes of collection. Unacceptable Conditions: Grossly hemolyzed						
C8360502 Lactate, CSF						
CSF	Sterile CSF Tube	1 mL	2-8°C	PHOTOMETRY	Mon-Sat 12:00	Mon-Sat 18:00
C8361504 Lactate Dehydrogenase (LDH), CSF						
CSF	Sterile CSF Tube	0.2 mL	18-24°C	PHOTOMETRY	Mon-Sat 12:00	Mon-Sat 18:00
CSF: Transport: Room temperature						
C8361501 Lactate Dehydrogenase (LDH)						
Plasma (Heparin)	Separator Tube + Green	0.5 mL	2-8°C	PHOTOMETRY	Mon-Sat 12:00	Mon-Sat 18:00
Serum	Separator Tube	0.5 mL	2-8°C	PHOTOMETRY		
C8361505 Lactate Dehydrogenase (LDH), Biologic Fluids						
Biologic Fluid	Biologic Fluid Tube	0.5 mL	18-24°C	PHOTOMETRY	Mon-Sat 12:00	Mon-Sat 18:00
C8362501 Lactate Dehydrogenase (LDH) Isoenzymes ³						
Serum	Separator Tube	1 mL	2-8°C	ELECTROPHORESIS	Tue 08:00	1 week
Serum: Unacceptable Conditions: Grossly hemolyzed specimens.						
C8295110 Lactose Tolerance Test						
Serum	Separator Tube	2 mL	2-8°C	PHOTOMETRY	Mon-Sat 12:00	Mon-Sat 18:00

Acibadem Labmed Medical Laboratory is granted fixed and flexible scope accreditation according to TS EN ISO 15189 by TURKAK (AB-0001-TL). Sign (1) shows accredited tests and sign (2) shows tests analyzed in accredited partner laboratory, Labmed Dortmund MVZ. Sign (3) shows tests analyzed in Central Laboratory.

ALPHABETIC TEST LIST



05.02.2024

SPECIMEN TYPE	CONTAINER	VOLUME	TRANSPORT	METHODOLOGY	PERFORMED	REPORTED
C8278420 Lambda Light Chain, Free, Serum						
Serum	Separator Tube	1 mL	2-8°C	NEPHELOMETRY	Mon 08:00 Wed 08:00	Tue 18:00 Thu 18:00
C8278422 Lambda Light Chain, Free, Urine (24 hours)						
24-hour Urine	Plastic 24-Hour Urine Container	5 mL	2-8°C	NEPHELOMETRY	Mon 08:00 Wed 08:00	Tue 18:00 Thu 18:00
C8278408 Lambda light chain, Serum						
Serum	Separator Tube	0.5 mL	2-8°C	NEPHELOMETRY	Mon 08:00 Wed 08:00	Tue 18:00 Thu 18:00
C8278418 Lambda Light Chain, Urine (24 hours)						
24-hour Urine	Plastic 24-Hour Urine Container	5 mL	2-8°C	NEPHELOMETRY	Mon 08:00 Wed 08:00	Tue 18:00 Thu 18:00
C8502107 Lamellar Body Count (Amnion Fluid)						
Amniotic Fluid	Biologic Fluid Tube	10 mL	2-8°C	DC	Mon-Fri 14:00	Mon-Fri 18:00
C8029906 Lamotrigine						
Serum	Plain Tube	0.5 mL	2-8°C	LC-MS/MS	Mon 08:00 Thu 08:00	Mon 18:00 Thu 18:00
Serum: Unacceptable Conditions: Separator tubes						
C8365501 Lead						
Whole Blood (EDTA)	Lavender (EDTA)	2 mL	2-8°C	AAS	Tue 08:00 Wed 08:00 Fri 08:00	1 week 18:00
C8365505 Lead [Mass/time] in 24 hour Urine						
24-hour Urine	Plastic 24-Hour Urine Container	5 mL	2-8°C	ICP-MS	Tue 08:00 Wed 08:00 Fri 08:00	Thu 18:00 Fri 18:00 Tue 18:00
C8365504 Lead (Pb)/Creatinine Ratio, Urine Random						
Urine, Random	Plastic Collection Cup	5 mL	2-8°C	ICP-MS	Tue 08:00 Wed 08:00 Fri 08:00	Thu 18:00 Fri 18:00 Tue 18:00

Acibadem Labmed Medical Laboratory is granted fixed and flexible scope accreditation according to TS EN ISO 15189 by TURKAK (AB-0001-TL). Sign (1) shows accredited tests and sign (2) shows tests analyzed in accredited partner laboratory, Labmed Dortmund MVZ. Sign (3) shows tests analyzed in Central Laboratory.

ALPHABETIC TEST LIST

05.02.2024

SPECIMEN TYPE	CONTAINER	VOLUME	TRANSPORT	METHODOLOGY	PERFORMED	REPORTED
C8676509 Leaky Gut Syndrome Panel						
Test contains: Zonulin, Stool, Calprotectin, Stool, Alpha-1-Antitrypsin, Stool. All sample types defined in the test panel are required.						
Stool	Plastic Collection Cup	1 gr	2-8°C		Thu 08:00	2 weeks
Stool, Frozen	Plastic Collection Cup	5 gr	<0°C			
C8661506 Legionella pneumophila Antibody, IgG						
Serum	Separator Tube	1 mL	2-8°C	CLIA	Mon-Thu 08:00 Fri 08:00	Tue-Fri 18:00 Mon 18:00
C8661505 Legionella pneumophila Antibody (Type 1), IgM						
Serum	Separator Tube	1 mL	2-8°C	CLIA	Mon-Thu 08:00 Fri 08:00	Tue-Fri 18:00 Mon 18:00
C8727801 Legionella pneumophila Antigen						
Urine, Random	Plastic Collection Cup	5 mL	2-8°C	IMMUNOCHROMATOGRAPHY	Mon-Fri 08:00 Sat 08:00	Tue-Sat 18:00 Mon 18:00
C8754201 Legionella pneumophila DNA (PCR)						
Bronchoalveolar Lavage	Biologic Fluid Tube	0	2-8°C	PCR	Mon-Fri 08:00	1 week
Sputum	Plastic Collection Cup	0	2-8°C	PCR		
Tissue Sample	Plastic Collection Cup	0	2-8°C	PCR		
Transtracheal Aspirate	Biologic Fluid Tube	0	2-8°C	PCR		
Whole Blood (EDTA) (PCR)	Lavender (EDTA)	2 mL	2-8°C	PCR		
C8779909 Leishmania spp. DNA (PCR)						
Biopsy Material	Plastic Collection Cup	0	2-8°C	PCR	Mon-Fri 08:00	4 days
Bone Marrow	Lavender (EDTA)	0	2-8°C	PCR		
Paraffin Section	Plastic Collection Cup	0	2-8°C	PCR		
Whole Blood (EDTA) (PCR)	Lavender (EDTA)	2 mL	2-8°C	PCR		
Paraffin Section: 50 uL paraffin section Biopsy Material: Biopsy material transportation should be via nucleic acid carrier buffer.						
C8352002 Leptin ²						
Serum	Separator Tube	0.3 mL	2-8°C	EIA	Tue 08:00	1 weeks
Serum: Patient should be fasting for at least twelve hours prior to collection of fasting specimen. Unacceptable Conditions: Grossly hemolyzed, icteric or non-fasting specimens. Patient's height and weight are required.						

ALPHABETIC TEST LIST

05.02.2024

SPECIMEN TYPE	CONTAINER	VOLUME	TRANSPORT	METHODOLOGY	PERFORMED	REPORTED
C8672003 Leptospira Antibody, IgG ²						
Plasma (EDTA)	Lavender (EDTA)	2 mL	2-8°C	EIA	Tue 08:00	1 weeks
Serum	Separator Tube	2 mL	2-8°C	EIA		
C8672004 Leptospira Antibody, IgM ²						
Plasma (EDTA)	Lavender (EDTA)	2 mL	2-8°C	EIA	Tue 08:00	1 weeks
Serum	Separator Tube	2 mL	2-8°C	EIA		
C8554001 Leucocyte Alkaline Phosphatase Staining						
The sample should be spread in a peripheral smear within 8 hours and sent with a smeared heparinized blood sample.						
Whole Blood (Heparin)	Green (Heparin)	5 mL	18-24°C	MICROSCOPY	Mon-Thu 08:00 Fri 08:00	1 weeks
C8029925 Levetiracetam						
Serum	Plain Tube	0.5 mL	2-8°C	LC-MS/MS	Mon 08:00 Thu 08:00	Mon 18:00 Thu 18:00
Serum: Unacceptable Conditions: Separator tubes						
C8369001 Lipase						
Plasma (Heparin)	Separator Tube + Green	0.5 mL	2-8°C	ENZYMATIC	Mon-Sat 12:00	Mon-Sat 18:00
Serum	Separator Tube	0.5 mL	2-8°C	ENZYMATIC		
Serum: Samples should be separated after specimen clot completely at room temperature.						
C8217203 Lipoprotein (a) ^{1 3}						
Serum	Separator Tube	1 mL	2-8°C	PHOTOMETRY	Mon-Sat 12:00	Mon-Sat 18:00
Serum: Patient should be fasting for at least eight hours prior to collection of fasting specimen.						
C8371501 Lipoprotein Electrophoresis ³						
Serum	Separator Tube	1 mL	2-8°C	ELECTROPHORESIS	Wed 08:00	Fri 18:00
C8017801 Lithium						
Serum	Plain Tube	1 mL	2-8°C	ISE	Mon-Sat 14:00	Mon-Sat 18:00
Serum: Unacceptable Conditions: Separator tubes						

ALPHABETIC TEST LIST



05.02.2024

SPECIMEN TYPE	CONTAINER	VOLUME	TRANSPORT	METHODOLOGY	PERFORMED	REPORTED
C8637602 Liver Kidney Microsomal Antibody (anti-LKM)						
Serum	Separator Tube	0.3 mL	2-8°C	IFT	Mon 08:00 Wed 08:00 Fri 08:00	Tue 18:00 Thu 18:00 Mon 18:00
C8602105 Liver Otoimmune Profile						
Profile contains:AMA M2, gp210, LC1, LKM1, SLA, Sp 100						
Serum	Separator Tube	1 mL	2-8°C	IMMUNOBLOTTING	Mon 08:00	Tue 18:00
C8573201 Lupus Anticoagulant (LA)						
Centrifuge specimen at 1,500 x g for 15 minutes at room temperature. Centrifuge the separated plasma again and freeze immediately. The plasma sample should be frozen by portioning it into at least two separate tubes.						
Plasma (Citrate), Frozen	Blue (Sodium citrate)	1 mL	<0°C	COAGULOMETRY	Mon-Thu 08:00 Fri 08:00	Tue-Fri 18:00 Mon 18:00
C8685002 Lupus Erythematosus (LE) cell						
Serum	Separator Tube	0.5 mL	2-8°C	MICROSCOPY	Mon 08:00 Wed 08:00 Fri 08:00	Tue 18:00 Thu 18:00 Mon 18:00
C8661107 Lupus Panel						
Test contains: ENA Profile, Anti-Phospholipid Antibody, IgG, Lupus Anticoagulant (LA), Mitochondria Antibody (AMA), Complement C4, Complement C3, Anti-ds DNA, EIA, Anti-ENA Sm Antibody. All sample types defined in the test panel are required.						
Plasma (Citrate), Frozen	Blue (Sodium citrate)	1 mL	<0°C		Mon 08:00 Wed 08:00 Fri 08:00	Thu 18:00 Mon 18:00 Tue 18:00
Serum	Separator Tube	3 mL	2-8°C			
C8300201 Luteinizing Hormone (LH)						
Serum	Separator Tube	0.2 mL	2-8°C	CLIA	Mon-Sat 12:00	Mon-Sat 18:00

ALPHABETIC TEST LIST



05.02.2024

SPECIMEN TYPE	CONTAINER	VOLUME	TRANSPORT	METHODOLOGY	PERFORMED	REPORTED
---------------	-----------	--------	-----------	-------------	-----------	----------

C8635910 Lymphocyte Subgroups [PANEL -I] (T,B,NK, CD4/8)

Please contact with the laboratory before collecting the sample. Fresh sample is required. It is recommended that specimens arrive within 24 hours of draw. Test contains CD3, CD4, CD8, CD19, CD16/56.

Biologic Fluid	Lavender (EDTA)	6	mL	18-24°C	FLOW CYTOMETRY	Wed 08:00 Thu 08:00 Fri 08:00 Sat-Tue 08:00	Mon 18:00 Tue 18:00 Wed 18:00 Fri 18:00
CSF	Lavender (EDTA)	6	mL	18-24°C	FLOW CYTOMETRY		
Whole Blood (EDTA)	Lavender (EDTA)	3	mL	18-24°C	FLOW CYTOMETRY		

C8818007 Lymphoma Panel

Please contact with the laboratory before collecting the sample. Send specimen in original tube. Do not aliquot. Fill the "Acibadem Labmed Flow Cytometry Tests Request Form"

Biologic Fluid	Lavender (EDTA)	6	mL	18-24°C	FLOW CYTOMETRY	Mon-Fri 08:00 Sat 08:00	4 days
Bone Marrow	Lavender (EDTA)	6	mL	18-24°C	FLOW CYTOMETRY		
CSF	Lavender (EDTA)	6	mL	18-24°C	FLOW CYTOMETRY		
Whole Blood	Lavender (EDTA)	5	mL	18-24°C	FLOW CYTOMETRY		

C8818052 Lymphoma Panel, Biologic Fluid

Please contact with the laboratory before collecting the sample. Send specimen in original tube. Do not aliquot. Fill the "Acibadem Labmed Flow Cytometry Tests Request Form"

Biologic Fluid	Lavender (EDTA)	5	mL	18-24°C	FLOW CYTOMETRY	Mon-Sat 08:00	4 days
----------------	-----------------	---	----	---------	----------------	---------------	--------

C8818051 Lymphoma Panel, Bone Marrow

Please contact with the laboratory before collecting the sample. Send specimen in original tube. Do not aliquot. Fill the "Acibadem Labmed Flow Cytometry Tests Request Form"

Bone Marrow	Lavender (EDTA)	5	mL	18-24°C	FLOW CYTOMETRY	Mon-Sat 08:00	4 days
-------------	-----------------	---	----	---------	----------------	---------------	--------

C8818050 Lymphoma Panel, Whole Blood

Please contact with the laboratory before collecting the sample. Send specimen in original tube. Do not aliquot. Fill the "Acibadem Labmed Flow Cytometry Tests Request Form"

Whole Blood (EDTA)	Lavender (EDTA)	5	mL	18-24°C	FLOW CYTOMETRY	Mon-Sat 08:00	4 days
--------------------	-----------------	---	----	---------	----------------	---------------	--------

C8554901 Lysozyme ²

CSF	Biologic Fluid Tube	1	mL	2-8°C	RID	Tue 08:00	2 weeks
Serum	Separator Tube	1	mL	2-8°C	RID		

C8202405 Macro Thyroid Stimulation Hormone (Macro TSH)

Serum	Separator Tube	0.5	mL	2-8°C	CLIA	Mon-Sat 12:00	Mon-Sat 18:00
-------	----------------	-----	----	-------	------	---------------	---------------

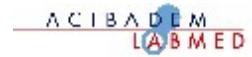
Acibadem Labmed Medical Laboratory is granted fixed and flexible scope accreditation according to TS EN ISO 15189 by TURKAK (AB-0001-TL). Sign (1) shows accredited tests and sign (2) shows tests analyzed in accredited partner laboratory, Labmed Dortmund MVZ. Sign (3) shows tests analyzed in Central Laboratory.

ALPHABETIC TEST LIST

05.02.2024

SPECIMEN TYPE	CONTAINER	VOLUME	TRANSPORT	METHODOLOGY	PERFORMED	REPORTED
C8215007 Macroamylase ³						
Serum	Separator Tube	2 mL	2-8°C	SPECTROPHOTOMETRY	Mon-Sat 12:00	Mon-Sat 18:00
C8414602 Macroprolactin						
Serum	Separator Tube	2 mL	2-8°C	CLIA	Mon-Sat 12:00	Mon-Sat 18:00
C8373501 Magnesium (Mg)						
Plasma (Heparin)	Separator Tube + Green	0.5 mL	2-8°C	PHOTOMETRY	Mon-Sat 12:00	Mon-Sat 18:00
Serum	Separator Tube	0.5 mL	2-8°C	PHOTOMETRY		
Serum: A tourniquet should not be applied unless it is necessary to draw a blood sample. The application of a tourniquet should not exceed 1 minute in mandatory cases. Separate from cells within 2 hours of collection.						
C8373506 Magnesium (Mg), Erythrocyte ³						
Whole Blood (EDTA)	Lavender (EDTA)	2 mL	2-8°C	ICP-MS	Tue 08:00 Wed 08:00 Fri 08:00	Thu 18:00 Fri 18:00 Tue 18:00
Whole Blood (EDTA): EDTA-Whole blood is required for the test. During blood sampling, tourniquet should not be applied unless it is necessary. Tourniquet application should not exceed 1 minute.						
C8373504 Magnesium (Mg), Urine (Random)						
Urine, Random	Plastic Collection Cup	2 mL	2-8°C	PHOTOMETRY	Mon-Sat 12:00	Mon-Sat 18:00
C8373505 Magnesium (Mg), Urine (24 hours)						
24-hour Urine, HCl treated	Plastic 24-Hour Urine Container	2 mL	2-8°C	PHOTOMETRY	Mon-Sat 12:00	Mon-Sat 18:00
24-hour Urine, HCl treated: Urine specimen should be collected in a container with 10 ml of HCl, 6 N.						
C8720704 Malaria Antigen, Rapid Test						
Whole Blood (EDTA)	Lavender (EDTA)	2 mL	2-8°C	IMMUNOCHROMATOGRAPHY	Mon-Sat 12:00	Mon-Sat 18:00
C8392101 Mandelic Acid, Urine						
Urine, Random	Plastic Collection Cup	10 mL	2-8°C	HPLC	Mon-Fri 08:00	8 days
C8378501 Manganese (Mn)						
Plasma (Heparin)	Sodium Heparin-Royal Blue	2 mL	2-8°C	ICP-MS	Mon 08:00 Thu 08:00	Tue 18:00 Fri 18:00

ALPHABETIC TEST LIST



05.02.2024

SPECIMEN TYPE	CONTAINER	VOLUME	TRANSPORT	METHODOLOGY	PERFORMED	REPORTED
C8378504 Manganese (Mn)/Creatinine Ratio, Urine Random						
Urine, Random	Plastic Collection Cup	5 mL	2-8°C	ICP-MS	Mon 08:00 Thu 08:00	Tue 18:00 Fri 18:00
C8378503 Manganese,Urine (24 Hours)						
24-hour Urine	Plastic 24-Hour Urine Container	20 mL	2-8°C	ICP-MS	Mon 08:00 Thu 08:00	Tue 18:00 Fri 18:00
C8378502 Manganese,Whole Blood (EDTA)						
Whole Blood (EDTA)	Lavender (EDTA)	2 mL	2-8°C	ICP-MS	Tue 08:00 Wed 08:00 Fri 08:00	Thu 18:00 Fri 18:00 Tue 18:00
C8818025 MDS Panel, Biologic Fluid						
Please contact with the laboratory before collecting the sample. Send specimen in original tube. Do not aliquot. Fill the "Acibadem Labmed Flow Cytometry Tests Request Form"						
Biologic Fluid	Lavender (EDTA)	5 mL	18-24°C	FLOW CYTOMETRY	Mon-Sat 08:00	4 days
C8818024 MDS Panel, Bone Marrow						
Please contact with the laboratory before collecting the sample. Send specimen in original tube. Do not aliquot. Fill the "Acibadem Labmed Flow Cytometry Tests Request Form"						
Bone Marrow	Lavender (EDTA)	5 mL	18-24°C	FLOW CYTOMETRY	Mon-Sat 08:00	4 days
C8818023 MDS Panel, Whole Blood						
Please contact with the laboratory before collecting the sample. Send specimen in original tube. Do not aliquot. Fill the "Acibadem Labmed Flow Cytometry Tests Request Form"						
Whole Blood (EDTA)	Lavender (EDTA)	5 mL	18-24°C	FLOW CYTOMETRY	Mon-Sat 08:00	4 days
C8499902 Melatonin ²						
CSF	Biologic Fluid Tube	1 mL	2-8°C	RIA	Tue 08:00	12 days
Serum	Separator Tube	2 mL	2-8°C	RIA		
Serum: Protect sample from light during collection, storage, and shipment.						
CSF: Protect sample from light during collection, storage, and shipment.						
C8499911 Melatonin Sulphate (Melatonin Metabolite) ²						
Urine	Plastic Collection Cup	10 mL	2-8°C	EIA	Tue 08:00	3 weeks
Urine: First morning void urine (min 5 ml). Protect sample from light during collection, storage, and shipment.						

Acibadem Labmed Medical Laboratory is granted fixed and flexible scope accreditation according to TS EN ISO 15189 by TURKAK (AB-0001-TL). Sign (1) shows accredited tests and sign (2) shows tests analyzed in accredited partner laboratory, Labmed Dortmund MVZ. Sign (3) shows tests analyzed in Central Laboratory.

ALPHABETIC TEST LIST



05.02.2024

SPECIMEN TYPE	CONTAINER	VOLUME	TRANSPORT	METHODOLOGY	PERFORMED	REPORTED
C8217510 Meningitis Panel, PCR (Bacterial+ Viral+ Fungal)						
CSF	Sterile CSF Tube	1 mL	2-8°C	REAL TIME PCR	Mon-Fri 08:00	Tue-Sat 18:00
<p>CSF: In this panel there are <i>Listeria monocytogenes</i>, <i>Neisseria meningitidis</i>, <i>Streptococcus pneumoniae</i>, <i>Haemophilus influenzae</i>, <i>Escherichia coli_K1</i>, <i>Streptococcus agalactiae</i>, Herpes simplex virus 1, Herpes simplex virus 2, Human Herpesvirus 6, Human Herpesvirus 7, Human Herpesvirus 8, Cytomegalovirus, Varicella Zoster Virus, Enterovirus, Human Parechovirus, <i>Cryptococcus gattii/neoformans</i>.</p>						
C8382501 Mercury (Hg) ^{1 3}						
Whole Blood (Heparin)	Sodium Heparin-Royal Blue	2 mL	2-8°C	ICP-MS	Tue 08:00 Wed 08:00 Fri 08:00	Thu 18:00 Fri 18:00 Tue 18:00
C8382524 Mercury (Hg)/Creatinine Ratio, Urine Random						
Urine, Random	Plastic Collection Cup	5 mL	2-8°C	ICP-MS	Tue 08:00 Wed 08:00 Fri 08:00	Thu 18:00 Fri 18:00 Tue 18:00
C8382525 Mercury [Mass/volume] in 24 hour Urine						
24-hour Urine	Plastic 24-Hour Urine Container	5 mL	2-8°C	ICP-MS	Tue 08:00 Wed 08:00 Fri 08:00	Thu 18:00 Fri 18:00 Tue 18:00
C8254404 Metabolic Screening - Amino acid and Acylcarnitine Profile (Tandem MS)						
The required information should be filled into the neonatal metabolic screening card.						
Capillary Blood	Filter Paper	0	18-24°C	LC-MS/MS	Mon 08:00 Tue 08:00 Wed 08:00 Thu 08:00 Fri 08:00 Sat 08:00	Thu 18:00 Fri 18:00 Mon 18:00 Tue 18:00 Wed 18:00 Thu 18:00
<p>Capillary Blood: The blood in the wells on the filter paper should be transferred after it has been dried completely. Drying should be done by leaving the sample horizontally at room temperature for 3 hours.</p>						
C8383502 Metanephrine, Plasma						
<p>An EDTA-plasma sample is required. Hemolyzed samples (>140mg/dL) are not accepted. A new sample should be acquired. Patients should not eat, drink or smoke for 4 hours prior to sample collection and should be rested for 30 minutes before blood drawing. Sample should be kept in ice water after collection, separated in a refrigerated centrifuge and immediately frozen within 30 minutes</p>						
Plasma (EDTA), Frozen	Lavender (EDTA)	1 mL	<0°C	LC-MS/MS	Tue 08:00 Fri 08:00	Fri 18:00 Tue 18:00
C8383503 Metanephrine, Urine (24 hours)						
24-hour Urine, HCl treated	Plastic 24-Hour Urine Container	10 mL	2-8°C	LC MS-MS	Tue 08:00	Wed 18:00
<p>24-hour Urine, HCl treated: Urine should be collected in a container, containing 10 ml of HCl, 6 N.</p>						

Acibadem Labmed Medical Laboratory is granted fixed and flexible scope accreditation according to TS EN ISO 15189 by TURKAK (AB-0001-TL). Sign (1) shows accredited tests and sign (2) shows tests analyzed in accredited partner laboratory, Labmed Dortmund MVZ. Sign (3) shows tests analyzed in Central Laboratory.

ALPHABETIC TEST LIST

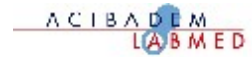


05.02.2024

SPECIMEN TYPE	CONTAINER	VOLUME	TRANSPORT	METHODOLOGY	PERFORMED	REPORTED
C8238412 Metanephrine/Creatinine ratio, Urine random						
Urine, Random	Plastic Collection Cup	1 mL	2-8°C	LC-MS/MS	Tue 18:00	Wed 18:00
C8460003 Methanol (Methyl Alcohol), Whole Blood (EDTA)						
Whole Blood (EDTA)	Lavender (EDTA)	5 mL	2-8°C	hsGC-MS	Mon-Sat	4 hours
C8460004 Methanol, Urine(random)						
Urine, Random	Plastic Collection Cup	5 mL	2-8°C	hsGC-MS	Mon-Sat	4 hours
C8305001 Methemoglobin						
Whole Blood (EDTA)	Lavender (EDTA)	4 mL	2-8°C	SPECTROPHOTOMETRY	Mon-Fri 08:00	Tue-Sat 18:00
C8029902 Methotrexate						
Serum	Plain Tube	1 mL	2-8°C	EMIT	Mon-Sat	4 hours
Serum: Unacceptable Conditions: Separator tubes						
C8630505 Methyl Isobutyl Ketone, Urine						
Urine, Random	Plastic Collection Cup	5 ml	2-8°C	GC-MS	Mon-Fri 08:00	8 days
C8392123 Methyl-Ethyl Ketone						
Urine, Random	Plastic Collection Cup	5 mL	2-8°C	HPLC	Mon-Fri 08:00	8 days
C8392104 Methylhippuric Acid, Urine						
Urine, Random	Plastic Collection Cup	2 mL	2-8°C	HPLC	Mon-Fri 08:00	8 days
C8392102 Methylmalonic Acid, Serum						
Serum	Separator Tube	0.5 mL	2-8°C	LC-MS/MS	Tue 08:00	Wed 18:00
C8392115 Methylmalonic Acid/Creatinine Ratio, Urine random						
Urine, Random, Frozen	Plastic Collection Cup	5 mL	<0°C	GC-MS	Tue 08:00 Thu 08:00 Sat 08:00	Mon 18:00 Wed 18:00 Fri 18:00
C8391808 Mevalonic Acid, Urine ²						
Urine, Frozen	Plastic Collection Cup	1 mL	<0°C	LC-MS/MS	Tue 08:00	2 weeks

Acibadem Labmed Medical Laboratory is granted fixed and flexible scope accreditation according to TS EN ISO 15189 by TURKAK (AB-0001-TL). Sign (1) shows accredited tests and sign (2) shows tests analyzed in accredited partner laboratory, Labmed Dortmund MVZ. Sign (3) shows tests analyzed in Central Laboratory.

ALPHABETIC TEST LIST



05.02.2024

SPECIMEN TYPE	CONTAINER	VOLUME	TRANSPORT	METHODOLOGY	PERFORMED	REPORTED
C8204302 Microalbumin, Urine (Random)						
Urine, Random	Plastic Collection Cup	5 mL	2-8°C	NEPHELOMETRY	Mon-Sat 12:00	Mon-Sat 18:00
C8204303 Microalbumin, Urine (24 hours) ^{1 3}						
24-hour Urine	Plastic 24-Hour Urine Container	5 mL	2-8°C	NEPHELOMETRY	Mon-Sat 12:00	Mon-Sat 18:00
C8749157 Microbiota (Metagenom)						
Apply to Laboratory	Special Sample Collection Kit	0	<0°C	NEXT GENERATION SEQUENCING (NGS)	Mon-Fri	6-8 weeks
Apply to Laboratory: Contact the Laboratory for the Sample Collection kit						
C8720501 Microscopic Examination, Biological Fluids						
Biologic Fluid	Biologic Fluid Tube	0.3 mL	2-8°C	MICROSCOPY	Mon-Sat 12:00	Mon-Sat 18:00
C8720503 Microscopic Examination, Gram						
Other	Plastic Collection Cup	0	2-8°C	MICROSCOPY	Mon-Sat 12:00	Mon-Sat 18:00
C8720502 Microscopic Examination, Stool						
Stool	Plastic Collection Cup	1 gr	2-8°C	MICROSCOPY	Mon-Sat 12:00	Mon-Sat 18:00
C8720505 Microscopic Examination, Uric acid Crystal						
Biologic Fluid	Biologic Fluid Tube	2 mL	2-8°C	MICROSCOPY	Mon-Sat 12:00	Mon-Sat 18:00
C8690604 Minor Blood Group Antigen Typing						
Whole Blood (EDTA) (TM)	Lavender (EDTA)	2 mL	2-8°C	GEL CENTRIFUGATION	Mon-Fri 12:00	3 days
Whole Blood (EDTA) (TM): In this test, P1, Lea, Leb, Lua, Lub, K, k, Kpa, Kpb, Jka, Jkb, M, N, S, s, Fya, Fyb antigens are checked. For the test, consult the laboratory.						
C8625501 Mitochondria Antibody (AMA)						
Serum	Separator Tube	0.3 mL	2-8°C	IFT	Mon 08:00 Wed 08:00 Fri 08:00	Tue 18:00 Thu 18:00 Mon 18:00

Acibadem Labmed Medical Laboratory is granted fixed and flexible scope accreditation according to TS EN ISO 15189 by TURKAK (AB-0001-TL). Sign (1) shows accredited tests and sign (2) shows tests analyzed in accredited partner laboratory, Labmed Dortmund MVZ. Sign (3) shows tests analyzed in Central Laboratory.

ALPHABETIC TEST LIST

05.02.2024

SPECIMEN TYPE	CONTAINER	VOLUME	TRANSPORT	METHODOLOGY	PERFORMED	REPORTED
C8625505 Mitochondrial Antibody (AMA) Subgroups						
Test includes; -Mitochondri Antibody, (AMA), -M2, -M4, -M9						
Serum	Separator Tube	0.3 mL	2-8°C	IMMUNOBLOTTING	Mon 08:00 Wed 08:00 Fri 08:00	Tue 18:00 Thu 18:00 Mon 18:00
C8600176 Molecular Allergy, Bee venom rApi m1 (i208)						
Unacceptable conditions: Hemolysis and lipemia						
Serum	Separator Tube	1 mL	2-8°C	RAST	Mon 08:00	Tue 18:00
C8600175 Molecular Allergy, Cat rFel d1 (e94)						
Unacceptable conditions: Hemolysis and lipemia						
Serum	Separator Tube	1 mL	2-8°C	RAST	Mon 08:00	Tue 18:00
C8600174 Molecular Allergy, Dog rCan f1 (e101)						
Unacceptable conditions: Hemolysis and lipemia						
Serum	Separator Tube	1 mL	2-8°C	RAST	Mon 08:00	Tue 18:00
C8600179 Molecular Allergy, Egg nGal d1:Ovomucoid (f233)						
Unacceptable conditions: Hemolysis and lipemia						
Serum	Separator Tube	1 mL	2-8°C	RAST	Mon 08:00	Tue 18:00
C8600180 Molecular Allergy, Egg nGal d2:Ovalbumin (f232) ²						
Unacceptable conditions: Hemolysis and lipemia						
Serum	Separator Tube	1 mL	2-8°C	RAST	Mon 08:00	Tue 18:00
C8600193 Molecular Allergy, Hazelnut rCor a1 (f428)						
Unacceptable conditions: Hemolysis and lipemia						
Serum	Separator Tube	1 mL	2-8°C	RAST	Mon 08:00	Tue 18:00
C8600203 Molecular Allergy, Hazelnut rCor a14 (f439)						
Unacceptable conditions: Hemolysis and lipemia						
Serum	Separator Tube	1 mL	2-8°C	RAST	Mon 08:00	Tue 18:00

Acibadem Labmed Medical Laboratory is granted fixed and flexible scope accreditation according to TS EN ISO 15189 by TURKAK (AB-0001-TL). Sign (1) shows accredited tests and sign (2) shows tests analyzed in accredited partner laboratory, Labmed Dortmund MVZ. Sign (3) shows tests analyzed in Central Laboratory.

ALPHABETIC TEST LIST

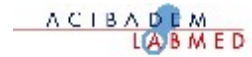


05.02.2024

SPECIMEN TYPE	CONTAINER	VOLUME	TRANSPORT	METHODOLOGY	PERFORMED	REPORTED
C8600201 Molecular Allergy, Hazelnut rCor a8 (f425)						
Unacceptable conditions: Hemolysis and lipemia						
Serum	Separator Tube	1 mL	2-8°C	RAST	Mon 08:00	Tue 18:00
C8600202 Molecular Allergy, Hazelnut rCor a9 (f440)						
Unacceptable conditions: Hemolysis and lipemia						
Serum	Separator Tube	1 mL	2-8°C	RAST	Mon 08:00	Tue 18:00
C8600182 Molecular Allergy, Milk nBos d4 alpha-Lactalbumin (f76)						
Unacceptable conditions: Hemolysis and lipemia						
Serum	Separator Tube	1 mL	2-8°C	RAST	Mon 08:00	Tue 18:00
C8600183 Molecular Allergy, Milk nBos d5 beta-Lactoglobulin (f77)						
Unacceptable conditions: Hemolysis and lipemia						
Serum	Separator Tube	1 mL	2-8°C	RAST	Mon 08:00	Tue 18:00
C8600184 Molecular Allergy, Milk nBos d8 Casein (f78)						
Unacceptable conditions: Hemolysis and lipemia						
Serum	Separator Tube	1 mL	2-8°C	RAST	Mon 08:00	Tue 18:00
C8600188 Molecular Allergy, Peanut rAra h2 (f423)						
Unacceptable conditions: Hemolysis and lipemia						
Serum	Separator Tube	1 mL	2-8°C	RAST	Mon 08:00	Tue 18:00
C8600190 Molecular Allergy, Peanut rAra h6 (f447)						
Unacceptable conditions: Hemolysis and lipemia						
Serum	Separator Tube	1 mL	2-8°C	RAST	Mon 08:00	Tue 18:00
C8600177 Molecular Allergy, Wasp venom rVes v1 (i211)						
Unacceptable conditions: Hemolysis and lipemia						
Serum	Separator Tube	1 mL	2-8°C	RAST	Mon 08:00	Tue 18:00
C8600178 Molecular Allergy, Wasp venom rVes v5 (i209)						
Unacceptable conditions: Hemolysis and lipemia						
Serum	Separator Tube	1 mL	2-8°C	RAST	Mon 08:00	Tue 18:00

Acibadem Labmed Medical Laboratory is granted fixed and flexible scope accreditation according to TS EN ISO 15189 by TURKAK (AB-0001-TL). Sign (1) shows accredited tests and sign (2) shows tests analyzed in accredited partner laboratory, Labmed Dortmund MVZ. Sign (3) shows tests analyzed in Central Laboratory.

ALPHABETIC TEST LIST



05.02.2024

SPECIMEN TYPE	CONTAINER	VOLUME	TRANSPORT	METHODOLOGY	PERFORMED	REPORTED
C8600185 Molecular Allergy, Wheat flour rTri a 14:nsLTP (f433) ²						
Serum	Separator Tube	1 mL	2-8°C	FEIA	Tue 08:00	2 weeks
C8600186 Molecular Allergy, Wheat flour rTri a19 Omega 5 Gliadin (f416) ²						
Serum	Separator Tube	1 mL	2-8°C	FEIA	Tue 08:00	2 weeks
C8301826 Molybdenum (Mb)						
Plasma (Heparin)	Sodium Heparin-Royal Blue	2 mL	2-8°C	ICP-MS	Tue 08:00 Wed 08:00 Fri 08:00	Thu 18:00 Fri 18:00 Tue 18:00
C8301827 Molybdenum (Mb), Whole Blood						
Whole Blood (Heparin)	Sodium Heparin-Royal Blue	5 mL	2-8°C	ICP-MS	Tue 08:00 Wed 08:00 Fri 08:00	Thu 18:00 Fri 18:00 Tue 18:00
C8780236 Monkeypox Virus DNA PCR						
Lesion material	Nucliswab	0	2-8°C	PCR	Mon-Fri	1 day
C8925629 Multi Drug Resistant Microorganism (MDRO) Antibiotic Susceptibility Testing						
Young Bacteria Strain	Plate	0	18-24°C	MICRODILUTION	Mon-Sat 08:00	2 days 17:00
C8635908 Multiple Myeloma , Monitoring , MRD (Flow cytometry)						
Fill the "Acibadem Labmed Flow Cytometry Tests Request Form" Fresh sample is required. It is recommended that specimens arrive within 24 hours of draw.						
Bone Marrow	Lavender (EDTA)	10 mL	18-24°C	FLOW CYTOMETRY	Mon-Fri 08:00 Sat 08:00	4 days
Whole Blood	Lavender (EDTA)	10 mL	18-24°C	FLOW CYTOMETRY		
C8818049 Multiple Myeloma MRD Panel, Biologic Fluid						
Please contact with the laboratory before collecting the sample. Send specimen in original tube. Do not aliquot. Fill the "Acibadem Labmed Flow Cytometry Tests Request Form"						
Biologic Fluid	Lavender (EDTA)	5 mL	18-24°C	FLOW CYTOMETRY	Mon-Sat 08:00	4 days
C8818048 Multiple Myeloma MRD Panel, Bone Marrow						
Please contact with the laboratory before collecting the sample. Send specimen in original tube. Do not aliquot. Fill the "Acibadem Labmed Flow Cytometry Tests Request Form"						
Bone Marrow	Lavender (EDTA)	5 mL	18-24°C	FLOW CYTOMETRY	Mon-Sat 08:00	4 days

Acibadem Labmed Medical Laboratory is granted fixed and flexible scope accreditation according to TS EN ISO 15189 by TURKAK (AB-0001-TL). Sign (1) shows accredited tests and sign (2) shows tests analyzed in accredited partner laboratory, Labmed Dortmund MVZ. Sign (3) shows tests analyzed in Central Laboratory.

ALPHABETIC TEST LIST



05.02.2024

SPECIMEN TYPE	CONTAINER	VOLUME	TRANSPORT	METHODOLOGY	PERFORMED	REPORTED
---------------	-----------	--------	-----------	-------------	-----------	----------

C8818047 Multiple Myeloma MRD Panel, Whole Blood

Please contact with the laboratory before collecting the sample. Send specimen in original tube. Do not aliquot. Fill the "Acibadem Labmed Flow Cytometry Tests Request Form"

Whole Blood (EDTA)	Lavender (EDTA)	5 mL	18-24°C	FLOW CYTOMETRY	Mon-Sat 08:00	4 days
--------------------	-----------------	------	---------	----------------	---------------	--------

C8818046 Multiple Myeloma Panel, Biologic Fluid

Please contact with the laboratory before collecting the sample. Send specimen in original tube. Do not aliquot. Fill the "Acibadem Labmed Flow Cytometry Tests Request Form"

Biologic Fluid	Lavender (EDTA)	5 mL	18-24°C	FLOW CYTOMETRY	Mon-Sat 08:00	4 days
----------------	-----------------	------	---------	----------------	---------------	--------

C8818045 Multiple Myeloma Panel, Bone Marrow

Please contact with the laboratory before collecting the sample. Send specimen in original tube. Do not aliquot. Fill the "Acibadem Labmed Flow Cytometry Tests Request Form"

Bone Marrow	Lavender (EDTA)	5 mL	18-24°C	FLOW CYTOMETRY	Mon-Sat 08:00	4 days
-------------	-----------------	------	---------	----------------	---------------	--------

C8818006 Multiple Myeloma Panel (Flow cytometry)

Fill the "Acibadem Labmed Flow Cytometry Tests Request Form" Please contact with the laboratory before collecting the sample. It is recommended that specimens arrive within 24 hours of draw. Sample is not accepted on Saturday

Bone Marrow	Lavender (EDTA)	2 mL	18-24°C	FLOW CYTOMETRY	Mon-Fri 08:00 Sat 08:00	4 days
-------------	-----------------	------	---------	----------------	----------------------------	--------

Whole Blood	Lavender (EDTA)	5 mL	18-24°C	FLOW CYTOMETRY		
-------------	-----------------	------	---------	----------------	--	--

C8818044 Multiple Myeloma Panel, Whole Blood

Please contact with the laboratory before collecting the sample. Send specimen in original tube. Do not aliquot. Fill the "Acibadem Labmed Flow Cytometry Tests Request Form"

Whole Blood (EDTA)	Lavender (EDTA)	5 mL	18-24°C	FLOW CYTOMETRY	Mon-Sat 08:00	4 days
--------------------	-----------------	------	---------	----------------	---------------	--------

C8019703 Multiplex Allergy Test Panel, ALEX

Serum	Separator Tube	0.5 mL	2-8°C	EIA	Fri 08:00	Mon 18:00
-------	----------------	--------	-------	-----	-----------	-----------

C8673501 Mumps Antibody, IgG

Serum	Separator Tube	1 mL	2-8°C	CLIA	Mon-Thu 08:00 Fri 08:00	Tue-Fri 18:00 Mon 18:00
-------	----------------	------	-------	------	----------------------------	----------------------------

C8673502 Mumps Antibody, IgM

Serum	Separator Tube	1 mL	2-8°C	CLIA	Mon-Thu 08:00 Fri 08:00	Tue-Fri 18:00 Mon 18:00
-------	----------------	------	-------	------	----------------------------	----------------------------

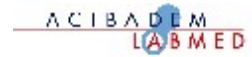
Acibadem Labmed Medical Laboratory is granted fixed and flexible scope accreditation according to TS EN ISO 15189 by TURKAK (AB-0001-TL). Sign (1) shows accredited tests and sign (2) shows tests analyzed in accredited partner laboratory, Labmed Dortmund MVZ. Sign (3) shows tests analyzed in Central Laboratory.

ALPHABETIC TEST LIST

05.02.2024

SPECIMEN TYPE	CONTAINER	VOLUME	TRANSPORT	METHODOLOGY	PERFORMED	REPORTED
C8711802 Mycobacteria Molecular Typing, Rapid (PCR/REA)						
Biologic Fluid	Biologic Fluid Tube	2 mL	2-8°C	PCR, DNA SEQUENCING	Mon-Sat 08:00	2 weeks
Bronchoalveolar Lavage	Biologic Fluid Tube	2 mL	2-8°C	PCR, DNA SEQUENCING		
CSF	Sterile CSF Tube	1 mL	2-8°C	PCR, DNA SEQUENCING		
Gastric Fluid, Fasting	Biologic Fluid Tube	2 mL	2-8°C	PCR, DNA SEQUENCING		
Sputum	Plastic Collection Cup	2 mL	2-8°C	PCR, DNA SEQUENCING		
Tissue Sample	Plastic Collection Cup	0	2-8°C	PCR, DNA SEQUENCING		
Urine	Sterile Tube	60 mL	2-8°C	PCR, DNA SEQUENCING		
C8719004 Mycobacteria (Tbc) Antibiotic Susceptibility Testing (major and minor drugs)						
Tested antibiotics: Ofloxacin, moxifloxacin, rifampin, amikacin, streptomycin, rifabutin, para-aminosalicylic acid, ethionamide, cycloserine, isoniazid, kanamycin, ethambutol. It should be worked with Mycobacteri(Tbc) rapid culture.						
Young Mycobacteria Strain	Plate	0	2-8°C	C//S	Mon-Fri 12:00	1 month 17:00
C8673802 Mycoplasma pneumoniae Antibody, IgG						
Serum	Separator Tube	1 mL	2-8°C	EIA	Mon-Thu 08:00 Fri 08:00	Tue-Fri 18:00 Mon 18:00
C8673801 Mycoplasma pneumoniae Antibody, IgM						
Serum	Separator Tube	1 mL	2-8°C	EIA	Mon-Thu 08:00 Fri 08:00	Tue-Fri 18:00 Mon 18:00
C8758201 Mycoplasma pneumoniae DNA (PCR)						
Bronchoalveolar Lavage	Biologic Fluid Tube	2 mL	2-8°C	PCR	Mon-Fri 08:00	1 week
Joint Fluid	Biologic Fluid Tube	2 mL	2-8°C	PCR		
Sputum	Plastic Collection Cup	0	2-8°C	PCR		
Tissue Sample	Plastic Collection Cup	0	2-8°C	PCR		
Transtracheal Aspirate	Biologic Fluid Tube	2 mL	2-8°C	PCR		
Whole Blood (EDTA) (PCR)	Lavender (EDTA)	2 mL	2-8°C	PCR		
C8780093 Mycoplasma pneumoniae DNA (PCR), CSF						
CSF	Sterile CSF Tube	2 mL	2-8°C	PCR	Mon-Fri 08:00	Tue-Sat 18:00

ALPHABETIC TEST LIST



05.02.2024

SPECIMEN TYPE	CONTAINER	VOLUME	TRANSPORT	METHODOLOGY	PERFORMED	REPORTED
---------------	-----------	--------	-----------	-------------	-----------	----------

C8758204 Mycoplasma spp. DNA (PCR)

Mycoplasma spp DNA test cannot detect subtypes separately. It can only detect Mycoplasma common group (M. hominis, M. genitalium, M. pneumoniae, M. fermentas, M. penetrans).

Cell Culture	Sterile Tube	2 mL	2-8°C	PCR	Mon-Fri 08:00	1 week
Cervical Swab	Nucliswab	0	2-8°C	PCR		
Prostatic fluid	Biologic Fluid Tube	0	2-8°C	PCR		
Semen	Plastic Collection Cup	2 mL	2-8°C	PCR		
Urethral Discharge Material	Nucliswab	0	2-8°C	PCR		
Urine	Sterile Tube	5 mL	2-8°C	PCR		

C8818055 Mycosis fungoides and Sézary syndrome Panel, Biologic Fluid

Please contact with the laboratory before collecting the sample. Send specimen in original tube. Do not aliquot. Fill the "Acibadem Labmed Flow Cytometry Tests Request Form"

Biologic Fluid	Lavender (EDTA)	5 mL	18-24°C	FLOW CYTOMETRY	Mon-Sat 08:00	4 days
----------------	-----------------	------	---------	----------------	---------------	--------

C8818054 Mycosis fungoides and Sézary syndrome panel, Bone Marrow

Please contact with the laboratory before collecting the sample. Send specimen in original tube. Do not aliquot. Fill the "Acibadem Labmed Flow Cytometry Tests Request Form"

Bone Marrow	Lavender (EDTA)	5 mL	18-24°C	FLOW CYTOMETRY	Mon-Sat 08:00	4 days
-------------	-----------------	------	---------	----------------	---------------	--------

C8818053 Mycosis fungoides and Sézary syndrome panel, Whole Blood

Please contact with the laboratory before collecting the sample. Send specimen in original tube. Do not aliquot. Fill the "Acibadem Labmed Flow Cytometry Tests Request Form"

Whole Blood (EDTA)	Lavender (EDTA)	5 mL	18-24°C	FLOW CYTOMETRY	Mon-Sat 08:00	4 days
--------------------	-----------------	------	---------	----------------	---------------	--------

C8351603 Myelin Associated Glycoprotein (MAG) Antibody, IgM²

Serum, Frozen	Separator Tube	1 mL	<0°C	EIA	Tue 08:00	10 days
---------------	----------------	------	------	-----	-----------	---------

Serum, Frozen: Unacceptable Conditions: Grossly hemolyzed and lipemic specimens. Separate serum from cells ASAP.

C8387401 Myoglobin

Serum	Separator Tube	1 mL	2-8°C	CLIA	Mon-Sat 12:00	Mon-Sat 18:00
-------	----------------	------	-------	------	---------------	---------------

C8387400 Myoglobin, Urine (Random)

Urine, Random	Plastic Collection Cup	1 mL	2-8°C	CLIA	Mon-Sat 12:00	Mon-Sat 18:00
---------------	------------------------	------	-------	------	---------------	---------------

C8623524 Myositis Panel

This panel contains; Myositis Mi-2 Beta Antibody, Myositis Ku Antibody, Myositis PM-Scl100 Antibody, Myositis PM-Scl75 Antibody, Myositis Jo-1 Antibody, Myositis SRP Antibody, Myositis PL-7 Antibody, Myositis PL-12 Antibody, Myositis EJ Antibody, Myositis OJ Antibody, Myositis RO-52 Antibody.

Serum	Separator Tube	1 mL	2-8°C	IFT	Wed 08:00	Thu 18:00
-------	----------------	------	-------	-----	-----------	-----------

Acibadem Labmed Medical Laboratory is granted fixed and flexible scope accreditation according to TS EN ISO 15189 by TURKAK (AB-0001-TL). Sign (1) shows accredited tests and sign (2) shows tests analyzed in accredited partner laboratory, Labmed Dortmund MVZ. Sign (3) shows tests analyzed in Central Laboratory.

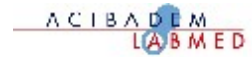
ALPHABETIC TEST LIST



05.02.2024

SPECIMEN TYPE	CONTAINER	VOLUME	TRANSPORT	METHODOLOGY	PERFORMED	REPORTED
C8630400 M2-Pyruvate Kinase ²						
Sample should be transferred frozen.						
Stool	Plastic Collection Cup	5 gr	<0°C	ELISA	Tue 08:00	3 weeks
C8213101 N-Acetyl Aspartate (NAA)						
Urine, Random, Frozen	Plastic Collection Cup	10 mL	<0°C	GC-MS	Tue 08:00 Thu 08:00 Sat 08:00	Mon 18:00 Wed 18:00 Fri 18:00
C8919001 Nasal smear						
Nasal Discharge	Slide	0.3 mL	18-24°C	MICROSCOPY	Mon-Fri 08:00 Sat 08:00	Tue-Sat 18:00 Mon 18:00
Nasal Discharge: Sample collection: Nasal fluid should preferably taken from both of the nostrils. If there are mucoid sample they should be preferred. The best sample can be collected after patient has washed his/her hands by blowing nose. This sample should be collected to a sterile container and immediately delivered to the laboratory. If the patient is unable to blow his/her nose, a piece of saline should be injected into the nostrils and the fluid should be collected. Bigger and mucoid pieces are preferred for staining. If there are no such elements, the fluid should be centrifuged and the precipitate should be examined. The samples in dirty and leaking containers, which stayed long time outside and frozen are inappropriate.						
C8225102 Neonatal Bilirubin, Total (Capillary)						
Capillary Blood	Capillary Tube	0	2-8°C	PHOTOMETRY	Mon-Sat 14:00	Mon-Sat 18:00
C8349805 Neonatal GALT Screening Test						
Capillary Blood	Filter Paper	0	18-24°C	FEIA	Tue 08:00 Thu 08:00	Thu 18:00 Tue 18:00
C8444302 Neonatal TSH						
Capillary Blood	Filter Paper	0.3 mL	18-24°C	FLUOROMETRY	Mon 08:00 Wed 08:00 Fri 08:00	Wed 18:00 Fri 18:00 Mon 18:00
Capillary Blood: The required information should be filled into the neonatal metabolic screening card.						
C8349804 Neonatal 17-Hydroxyprogesterone Screening Test						
Capillary Blood	Filter Paper	0	18-24°C	LC-MS/MS	Mon 08:00 Wed 08:00 Fri 08:00	Tue 18:00 Fri 18:00 Mon 18:00

ALPHABETIC TEST LIST

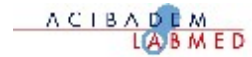


05.02.2024

SPECIMEN TYPE	CONTAINER	VOLUME	TRANSPORT	METHODOLOGY	PERFORMED	REPORTED
C8631605 Neuron Specific Enolase (NSE) ^{1 3}						
Samples should be separated by centrifugation as soon as possible						
Serum	Separator Tube	2 mL	2-8°C	ECLIA	Mon 08:00 Fri 08:00	Mon 18:00 Mon 18:00
Serum: Samples that are stable at 2-8 ° C for approximately 48 hours should be frozen at -20 ° C if they cannot be analyzed.						
C8631610 Neuron Specific Enolase (NSE), CSF						
CSF	Sterile CSF Tube	1 mL	2-8°C	ECLIA	Mon 08:00 Fri 08:00	Mon 18:00 Mon 18:00
CSF: Min 0,5 ml.						
C8623525 Neuronal Antigens Profile "SOx1,Titin"						
Serum	Separator Tube	2 mL	2-8°C	IMMUNOBLOTTING	Wed 08:00	Thu 18:00
C8634401 Neutrophil Function Tests						
Please contact with the laboratory before collecting the sample. Fresh sample is required. It is recommended that specimens arrive within 3 hours of draw. Unacceptable Conditions: Grossly hemolyzed.						
Whole Blood (Heparin)	Green (Heparin)	5 mL	18-24°C	FLOW CYTOMETRY	Mon 08:00 Tue 08:00 Wed 08:00 Thu 08:00 Fri 08:00 Sat 08:00	Wed 18:00 Thu 18:00 Fri 18:00 Mon 18:00 Tue 18:00 Tue 18:00
C8690004 Newborn Blood Grouping + Coombs, Direct						
Whole Blood (EDTA) (TM)	Lavender (EDTA)	2 mL	2-8°C	GEL CENTRIFUGATION	Mon-Sat	2 hours
Whole Blood (EDTA) (TM): Whole Blood (EDTA)						
C8388501 Nickel (Ni)						
Plasma (Heparin)	Sodium Heparin-Royal Blue	3 mL	2-8°C	ICP-MS	Mon 08:00 Thu 08:00	Tue 18:00 Fri 18:00
C8388503 Nickel (Ni)/Creatinine Ratio, Urine Random						
Urine, Random	Plastic Collection Cup	5 mL	2-8°C	ICP-MS	Mon 08:00 Thu 08:00	Tue 18:00 Fri 18:00
C8403004 Nitisinone						
Capillary Blood	Filter Paper	0	18-24°C	LC-MS/MS	Thu 08:00	Fri 18:00

Acibadem Labmed Medical Laboratory is granted fixed and flexible scope accreditation according to TS EN ISO 15189 by TURKAK (AB-0001-TL). Sign (1) shows accredited tests and sign (2) shows tests analyzed in accredited partner laboratory, Labmed Dortmund MVZ. Sign (3) shows tests analyzed in Central Laboratory.

ALPHABETIC TEST LIST



05.02.2024

SPECIMEN TYPE	CONTAINER	VOLUME	TRANSPORT	METHODOLOGY	PERFORMED	REPORTED
C8636200 NK Panel						
Fresh sample is required. It is recommended that specimens arrive within 24 hours of draw. Test contains CD3, CD16/56						
Whole Blood (EDTA)	Lavender (EDTA)	2 mL	18-24°C	FLOW CYTOMETRY	Mon-Wed 08:00 Thu-Fri 08:00 Sat 08:00	Thu-Sat 18:00 Tue 18:00 Wed 18:00
C8625626 NMO-I gG Antibody (Anti-Aquaporin 4 Antibody), CSF (IFA)						
CSF	Sterile CSF Tube	1 mL	2-8°C	IFT	Tue 08:00	Wed 18:00
C8625620 NMO-I gG Antibody (Anti-Aquaporin 4 Antibody) (IFA)						
Serum	Separator Tube	2 mL	2-8°C	IFT	Tue 08:00	Wed 18:00
C8217515 NMR Lipoprotein Profile						
Test contains; Cholesterol, LDL, Cholesterol, HDL, Cholesterol, Total, Triglycerides, Apolipoprotein A1, Apolipoprotein A2, Apolipoprotein B100, Total Particle Number, LDL Subfractions (LDL 1-6), VLDL Subfractions (VLDL 1-5), HDL Subfractions (HDL 1-4).						
Serum	Plain Tube	1.5 mL	2-8°C	NMR	Mon-Fri 08:00	3 days
Serum: Overnight fasting (12 hours) is required. On night before sampling, evening meal should be eaten before 6 p.m. and should not contain fatty foods. Patient must not drink any alcohol for 24 hours before blood collection. Grossly hemolytic, lipemic or icteric samples are rejected.						
C8779914 Nocardia DNA (PCR)						
Bronchoalveolar Lavage	Biologic Fluid Tube	2 mL	2-8°C	PCR	Mon-Fri 08:00	1 week
CSF	Sterile CSF Tube	0	2-8°C	PCR		
Pus	Sterile Tube	0	2-8°C	PCR		
Sputum	Plastic Collection Cup	0	2-8°C	PCR		
Tissue Sample	Plastic Collection Cup	0	2-8°C	PCR		
Transtracheal Aspirate	Biologic Fluid Tube	0	2-8°C	PCR		
C8238404 Noradrenaline (Norepinephrine)						
Plasma (EDTA), Frozen	Lavender (EDTA)	1 mL	<0°C	LC-MS/MS	Tue 08:00 Fri 08:00	Fri 18:00 Tue 18:00
Plasma (EDTA), Frozen: Plasma (EDTA)						
C8238405 Noradrenaline (Norepinephrine), Urine (24 hours)						
24-hour Urine, HCl treated	Plastic 24-Hour Urine Container	5 mL	2-8°C	LC-MS/MS	Tue 08:00	Wed 18:00
24-hour Urine, HCl treated: Urine should be collected in a container, containing 10 ml of HCl, 6 N.						
C8238410 Noradrenaline/Creatinine ratio, Urine random						
Urine, Random	Plastic Collection Cup	1 mL	2-8°C	LC-MS/MS	Tue 18:00	Wed 18:00

Acibadem Labmed Medical Laboratory is granted fixed and flexible scope accreditation according to TS EN ISO 15189 by TURKAK (AB-0001-TL). Sign (1) shows accredited tests and sign (2) shows tests analyzed in accredited partner laboratory, Labmed Dortmund MVZ. Sign (3) shows tests analyzed in Central Laboratory.

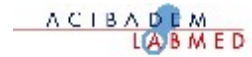
ALPHABETIC TEST LIST



05.02.2024

SPECIMEN TYPE	CONTAINER	VOLUME	TRANSPORT	METHODOLOGY	PERFORMED	REPORTED
C8238203 Normetanephrine, Plasma						
An EDTA-plasma sample is required. Hemolyzed samples are not accepted. A new sample should be acquired. Patients should not eat, drink or smoke for 4 hours prior to sample collection and should be rested for 30 minutes before blood drawing. Sample should be kept in ice water after collection, separated in a refrigerated centrifuge and immediately frozen within 30 minutes.						
Plasma (EDTA), Frozen	Lavender (EDTA)	1 mL	<0°C	LC-MS/MS	Tue 08:00 Fri 08:00	Fri 18:00 Tue 18:00
C8238202 Normetanephrine, Urine (24 hours)						
24-hour Urine, HCl treated	Plastic 24-Hour Urine Container	10 mL	2-8°C	LC-MS/MS	Tue 08:00	Wed 18:00
24-hour Urine, HCl treated: Urine should be collected in a container, containing 10 ml of HCl, 6 N.						
C8238413 Normetanephrine/Creatinine ratio, Urine random						
Urine, Random	Plastic Collection Cup	1 mL	2-8°C	LC-MS/MS	Tue 18:00	Wed 18:00
C8744902 Norovirus Antigen						
Stool	Plastic Collection Cup	2 gr	2-8°C	IMMUNOCHROMATOGRAPHY	Mon-Fri 12:00 Sat 12:00	Tue-Sat 18:00 Mon 18:00
C8252306 N-Telopeptides (NTx) / Creatinine Ratio, Urine						
Urine, Second Morning Void	Plastic Collection Cup	5 mL	2-8°C	EIA	Thu 08:00	17 days
C8252307 N-Telopeptides (NTx), 24 h urine						
24-hour Urine	Plastic 24-Hour Urine Container	5 mL	2-8°C	EIA	Thu 08:00	17 days
C8227001 Occult Blood, Stool						
Stool	Plastic Collection Cup	1 gr	2-8°C	IMMUNOCHROMATOGRAPHY	Mon-Sat 12:00	Mon-Sat 18:00
Stool: No nonsteroidal antiinflammatory drugs including aspirin and other anti rheumatoid drugs should be used 1 week before the test applied.						
C8424404 O-Cresol						
Urine, Random	Plastic Collection Cup	1 mL	2-8 °C	HPLC	Mon-Fri 08:00	8 days
C8391601 Oligoclonal Band Profile						
Serum and CSF	Separator Tube+ Sterile CSF Tube	2 mL	2-8°C	IEF	Wed 08:00 Fri 08:00	Mon 18:00 Wed 18:00
Serum and CSF: Unacceptable Conditions:Hemolyzed specimens for serum.						

ALPHABETIC TEST LIST



05.02.2024

SPECIMEN TYPE	CONTAINER	VOLUME	TRANSPORT	METHODOLOGY	PERFORMED	REPORTED
C8437503 Oligosaccharide Chromotography, Stool						
Stool, Frozen	Plastic Collection Cup	0		CHROMATOGRAPHY	Mon 08:00 Wed 08:00 Fri 08:00	Wed 18:00 Fri 18:00 Tue 18:00
C8437501 Oligosaccharide Chromotography, Urine						
Urine, Random, Frozen	Plastic Collection Cup	5 mL	<0°C	CHROMATOGRAPHY	Mon 08:00 Wed 08:00 Fri 08:00	Wed 18:00 Fri 18:00 Tue 18:00
C8254409 Omega-3 fatty acids ²						
Serum	Separator Tube	1 mL	2-8°C	GC-MS	Tue 08:00	28 days
Serum: Sampling should be after at least 12-14-hour of fasting. No alcohol consumption in last 24 hours.						
C8636190 Omega-3 Index in Erythrocytes						
Whole Blood (EDTA)	Lavender (EDTA)	5 mL	2-8°C	GC-MS	Wed 08:00	7 days
C8254410 Omega-6 fatty acids ²						
Serum	Separator Tube	1 mL		GC-MS	Tue 08:00	28 days
Serum: Sampling should be after at least 12-14-hour of fasting. No alcohol consumption in last 24 hours.						
C8925626 Oncology Routine Panel						
This panel includes; Whole Blood Count, Creatinine, Serum, Alanine Aminotransferase (ALT), Aspartate Aminotransferase (AST), Blood Urea Nitrogen (BUN), Calcium (Ca), Bilirubin, Total, Potassium (K), Sodium (Na), Albumin, Glucose, Fasting, Magnesium (Mg), Alkaline Phosphatase (ALP), Bilirubin, Direct, Gamma Glutamyl Transferase (GGT), Lactate Dehydrogenase (LDH), C-Reactive Protein (CRP), Protein, Total, Uric Acid, Phosphorus, Inorganic, Thyroid Stimulating Hormone (TSH), Vitamin D, 25-Hydroxy. All sample types defined in the test panel are required.						
Serum	Separator Tube	6 mL	2-8°C		Mon-Fri 08:00 Sat 08:00	Tue-Sat 18:00 Mon 18:00
Whole Blood (EDTA)	Lavender (EDTA) (CBC)	2 mL	2-8°C			
C8391803 Organic acids, Urine						
Profile contains; Creatinine, Urine, Ethylmalonic Acid, Fumaric Acid, Glycolic acid, Glyceric acid, Glutaric Acid, Hexanoylglycine, Homogentisic Acid, Lactic acid, Malic acid, Malonic Acid, Methylmalonic Acid, Methylglutaric Acid, Methyl citric acid, N-Acetyl Aspartic Acid, N- sovaleroylglycine, Orotic acid, Pyruvic Acid, Sebacic Acid, Suberic Acid, Succinic acid, Succinylacetone, Tiglylglycine, 2-hydroxyglutaric acid, 2-Hydroxyisovaleric acid, 2-Oxoglutaric acid, 3- hydroxy Propionic Acid, 3-Hydroxybutyric acid, 3-hydroxyiso butyric acid, 3-hydroxyisovaleric acid, 3-Methyl glutaconic acid, 5-Oxoprolin, 3-OH Glutaric Acid						
Urine, Random, Frozen	Plastic Collection Cup	5 mL	<0°C	GC-MS	Tue 08:00 Thu 08:00 Sat 08:00	Mon 18:00 Wed 18:00 Fri 18:00

Acibadem Labmed Medical Laboratory is granted fixed and flexible scope accreditation according to TS EN ISO 15189 by TURKAK (AB-0001-TL). Sign (1) shows accredited tests and sign (2) shows tests analyzed in accredited partner laboratory, Labmed Dortmund MVZ. Sign (3) shows tests analyzed in Central Laboratory.

ALPHABETIC TEST LIST



05.02.2024

SPECIMEN TYPE	CONTAINER	VOLUME	TRANSPORT	METHODOLOGY	PERFORMED	REPORTED
C8391811 Orotic Acid/Creatinine Ratio, Urine random						
Urine, Random, Frozen	Plastic Collection Cup	5 mL	<0°C	GC-MS	Tue 08:00 Thu 08:00 Sat 08:00	Mon 18:00 Wed 18:00 Fri 18:00
C8393001 Osmolality						
Serum	Separator Tube	0.5 mL	2-8°C	FPD	Mon-Sat 12:00	Mon-Sat 18:00
C8393501 Osmolality, Urine						
Urine, Random	Plastic Collection Cup	5 mL	2-8°C	FPD	Mon-Sat 12:00	Mon-Sat 18:00
24-hour Urine	Plastic 24-Hour Urine Container	5 mL	2-8°C	FPD		
C8780230 Osmotic Fragility Testing (EMA Binding Test (Band 3 Assay))						
Whole Blood (EDTA)	Lavender (EDTA)	2 mL	2-8°C	FLOW CYTOMETRY	Tue 08:00 Fri 08:00	Thu 08:00 Tue 08:00
Whole Blood (EDTA): Unacceptable Conditions: Hemolysis and Clotted specimens.						
C8393701 Osteocalcin						
Serum, Frozen	Separator Tube	1 mL	<0°C	ECLIA	Mon 08:00 Wed 08:00 Fri 08:00	Tue 18:00 Thu 18:00 Mon 18:00
Serum, Frozen: Patient should be fasting for at least twelve hours prior to collection of fasting specimen. Transport: Frozen						
C8925625 Osteoporosis Risk Panel						
This panel includes; Calcium (Ca), Phosphorus, Inorganic, Albumin, Creatinine, Serum, Alkaline Phosphatase (ALP), Erythrocyte Sedimentation Rate (ESR), Thyroid Stimulating Hormone (TSH), Parathyroid Hormone (PTH), Intact, Vitamin D, 25-Hydroxy, Beta-Crosslaps (Beta-CTX), C-Reactive Protein (CRP), Magnesium (Mg), Osteocalcin, Alkaline Phosphatase, Bone Isoenzyme, Deoxypyridinoline, Procollagen type 1 N-terminal propeptide (P1NP). All sample types defined in the test panel are required.						
Serum	Separator Tube	4 mL	2-8°C		Tue 08:00	1 week
Serum, Frozen	Separator Tube	3 mL	<0°C			
Urine, Random	Plastic Collection Cup	5 mL	<0°C			
Urine, Random	Plastic Collection Cup	5 mL	2-8°C			
Whole Blood (Citrate)	Black (Sodim citrate)	2 mL	2-8°C			
C8623531 Otoimmune Encephalitis Panel, BOS						
CSF	Biologic Fluid Tube	1 mL	2-8°C	IFT	Tue 08:00	1 weeks
CSF: Test contains; GAD65, NMDAR, GABAAR, GABABR, IgLON5, AMPAR2, DPPX, LGI1, CASPR2, Glycin Receptor Antibody, mGLUR5, mGLUR1						

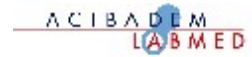
Acibadem Labmed Medical Laboratory is granted fixed and flexible scope accreditation according to TS EN ISO 15189 by TURKAK (AB-0001-TL). Sign (1) shows accredited tests and sign (2) shows tests analyzed in accredited partner laboratory, Labmed Dortmund MVZ. Sign (3) shows tests analyzed in Central Laboratory.

ALPHABETIC TEST LIST

05.02.2024

SPECIMEN TYPE	CONTAINER	VOLUME	TRANSPORT	METHODOLOGY	PERFORMED	REPORTED
C8623530 Otoimmune Encephalitis Panel, Serum						
Serum	Separator Tube	1 mL	2-8°C	IFT	Tue 08:00	1 weeks
Serum: Test contains; GAD65, NMDAR, GABAAR, GABABR, IgLON5, AMPAR2, DPPX, LGI1, CASPR2, Glycin Receptor Antibody, mGLUR5, mGLUR1						
C8625614 Ovarian Antibody ²						
Serum	Separator Tube	0.5 mL	2-8°C	IFT	Tue 08:00	1 weeks
C8394503 Oxalate, Urine (24-hour)						
24-hour Urine	Plastic 24-Hour Urine Container	5 mL	2-8°C	PHOTOMETRY	Fri 08:00	Tue 18:00
24-hour Urine: Drugs containing vitamin C should not be used 3 days before urine collection and during urine collection. Excessive consumption of foods containing vitamin C affects oxalate excretion.						
C8394508 Oxalate/Creatinine Ratio, Urine random						
Urine, Random	Plastic Collection Cup	5 mL	2-8°C	PHOTOMETRY	Fri 08:00	Tue 18:00
C8015602 Oxcarbazepin						
Serum	Plain Tube	0.5 mL	2-8°C	LC-MS/MS	Mon 08:00 Thu 08:00	Mon 18:00 Thu 18:00
Serum: Unacceptable Conditions: Separator tubes						
C8602102 p-ANCA (MPO Antibody)						
Serum	Separator Tube	1 mL	2-8°C	EIA	Mon 08:00 Wed 08:00	Tue 18:00 Thu 18:00
C8351906 Pancreatic Polypeptide (PP) ²						
Plasma (EDTA), Frozen	Lavender (EDTA)	2 mL	<0°C	RIA	Tue 08:00	3 weeks
Plasma (EDTA), Frozen: Fasting required. Separate plasma from cells and freeze ASAP.						
C8727902 Parainfluenza (1-3) Antibody, IgM²						
Serum	Separator Tube	1 mL	2-8°C	CBR	Tue 08:00	1 weeks
C8623523 Paraneoplastic Panel, CSF						
In this panel there are; Anti- Amphiphysin, Anti-CV2, Anti-PNMA2 (Ma-2/Ta), Anti-Ri, Anti-Yo, Anti-Hu, Anti-Recoverin, Anti-SOX1, Anti-Titin, Anti-Zic4, Anti-GAD65, Anti-Tr (DNER)						
CSF	Sterile CSF Tube	1 mL	2-8°C	IMMUNOBLOTTING	Wed 08:00	Thu 18:00

ALPHABETIC TEST LIST



05.02.2024

SPECIMEN TYPE	CONTAINER	VOLUME	TRANSPORT	METHODOLOGY	PERFORMED	REPORTED
C8623522 Paraneoplastic Panel, Serum						
In this panel there are; Anti- Amphiphysin, Anti-CV2, Anti-PNMA2 (Ma-2/Ta), Anti-Ri, Anti-Yo, Anti-Hu, Anti-Recoverin, Anti-SOX1, Anti-Titin, Anti-Zic4, Anti-GAD65, Anti-Tr (DNER)						
Serum	Separator Tube	2 mL	2-8°C	IMMUNOBLOTTING	Wed 08:00	Thu 18:00
C8720801 Parasites, Stool						
Stool	Plastic Collection Cup	1 gr	2-8°C	MICROSCOPY	Mon-Sat 12:00	Mon-Sat 18:00
C8397002 Parathormone-related Peptide (PTHrP) ²						
Plasma (EDTA), Frozen	Lavender (EDTA)	2 mL	<0°C	RIA	Tue 08:00	1 weeks
Plasma (EDTA), Frozen: Plasma (EDTA)						
C8397001 Parathyroid Hormone (PTH), Intact						
Serum, Frozen	Separator Tube	1 mL	<0°C	CLIA	Mon-Sat 12:00	Mon-Sat 18:00
Serum, Frozen: Seperate serum from cells within 2 hours of collection, freeze immediately.						
C8397003 Parathyroid Hormone (PTH), Intact, Washout						
Biologic Fluid	Biologic Fluid Tube	1 mL	<0°C	CLIA	Mon-Sat 12:00	Mon-Sat 18:00
C8625503 Parietal Cell Antibody ^{1 3}						
Serum	Separator Tube	0.3 mL	2-8°C	IFT	Mon 08:00 Wed 08:00 Fri 08:00	Tue 18:00 Thu 18:00 Mon 18:00
C8674701 Parvovirus B19 Antibody, IgG						
Serum	Separator Tube	1 mL	2-8°C	CLIA	Mon-Thu 08:00 Fri 08:00	Tue-Fri 18:00 Mon 18:00
C8674702 Parvovirus B19 Antibody, IgM						
Serum	Separator Tube	1 mL	2-8°C	CLIA	Mon-Thu 08:00 Fri 08:00	Tue-Fri 18:00 Mon 18:00
C8758203 Parvovirus B19 DNA (PCR), Amniotic Fluid, Quantitative						
Amniotic Fluid	Biologic Fluid Tube	2 mL	2-8°C	PCR	Mon-Fri 08:00	2 days
Amniotic Fluid: Unacceptable conditions: Frozen						

Acibadem Labmed Medical Laboratory is granted fixed and flexible scope accreditation according to TS EN ISO 15189 by TURKAK (AB-0001-TL). Sign (1) shows accredited tests and sign (2) shows tests analyzed in accredited partner laboratory, Labmed Dortmund MVZ. Sign (3) shows tests analyzed in Central Laboratory.

ALPHABETIC TEST LIST



05.02.2024

SPECIMEN TYPE	CONTAINER	VOLUME	TRANSPORT	METHODOLOGY	PERFORMED	REPORTED
C8758202 Parvovirus B19 DNA (PCR), Quantitative						
Whole Blood (EDTA) (PCR)	Lavender (EDTA)	2 mL	2-8°C	PCR	Tue 08:00 Wed 08:00 Thu 08:00	1 week 18:00
C8661112 Pediatri Food Mix Allergy Panel						
Test contains; Specific IgE- Childrens Food Panel (fx5), Specific IgE- Food Mix 1 (fx1), Specific IgE- Food mix (fx13), Specific IgE- Food Mix 2 (fx2), Specific IgE- Food Mix 3 (fx3), Specific IgE- Food mix (fx50), Specific IgE- Food Mix 6 (fx6), Specific IgE- Food mix (fx73), Specific IgE-Food Mix (fx15).						
Serum	Separator Tube	3 mL	2-8°C		Mon-Thu 08:00 Fri 08:00	Tue-Fri 18:00 Mon 18:00
C8661111 Pediatri Thyroid Panel						
Test contains; Thyroxin, Free (FT4), Triiodothyronine, Free (FT3), Thyroid Stimulating Hormone (TSH).						
Serum	Separator Tube	1 mL	2-8°C		Mon-Sat 12:00	Mon-Sat 18:00
C8661110 Pediatri Tumor Markers Panel						
Test contains; Neuron Specific Enolase (NSE), Alpha-Fetoprotein (AFP), Beta-hCG (Human Chorionic Gonadotropin), CA 19-9, Vanillylmandelic acid (VMA)/Creatinin Ratio, Urine random). All sample types defined in the test panel are required.						
Serum	Separator Tube	3 mL	2-8°C		Mon 08:00 Thu 08:00	Tue 18:00 Fri 18:00
Urine, Random	Plastic Collection Cup	5 mL	2-8°C			
C8925630 Pediatric Allergy Panel						
This panel includes; IgE, Total, Specific IgE- Cow s Milk (f2), Specific IgE- Egg White (f1), Specific IgE- Egg Yolk (f75), Specific IgE- Dermatophagoides pteronyssinus (d1), Specific IgE- Dermatophagoides farinae (d2), Specific IgE- Mold mix 1 (mx1), Specific IgE- Gluten (Gliadin) (f79), Specific IgE- Cage Bird Feather Mixture (ex72), Specific IgE- Cat Epithelium-Dander (e1), Specific IgE- Dog Epithelium (e2), Specific IgE- Tree Mix (tx7).						
Serum	Separator Tube	2 mL	2-8°C		Mon-Thu 08:00 Fri 08:00	Tue-Fri 18:00 Mon 18:00
C8925633 Pediatrics Expanded Panel						
Test contains; Whole Blood Count, Urinalysis, Glucose, Fasting, Alanine Aminotransferase (ALT), Creatinine, Serum, Triglycerides, Sodium (Na), Potassium (K), Calcium (Ca), Ferritin, Iron (Fe), Total Iron Binding Capacity (TIBC), Folic Acid, Vitamin B12, Vitamin D, 25-Hydroxy, Zinc (Zn), Insulin, IgE, Total, Thyroid Stimulating Hormone (TSH), Thyroxin, Free (FT4), Hepatitis Bs Antibody (anti-HBs), Parasites, Stool, Cholesterol, HDL, Cholesterol, LDL (Direct), Magnesium (Mg). All sample types defined in the test panel are required.						
Plasma (EDTA)	Lavender (EDTA)	1 mL	2-8°C		Mon 08:00 Wed 08:00 Fri 08:00	Tue 18:00 Thu 18:00 Mon 18:00
Plasma (Heparin)	Sodium Heparin-Royal Blue	2 mL	2-8°C			
Serum	Separator Tube	2 mL	2-8°C			
Urine, Random	Plastic Collection Cup	5 mL	2-8°C			
Whole Blood (EDTA)	Lavender (EDTA) (CBC)	2 mL	2-8°C			

Acibadem Labmed Medical Laboratory is granted fixed and flexible scope accreditation according to TS EN ISO 15189 by TURKAK (AB-0001-TL). Sign (1) shows accredited tests and sign (2) shows tests analyzed in accredited partner laboratory, Labmed Dortmund MVZ. Sign (3) shows tests analyzed in Central Laboratory.

ALPHABETIC TEST LIST

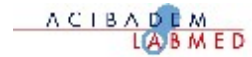


05.02.2024

SPECIMEN TYPE	CONTAINER	VOLUME	TRANSPORT	METHODOLOGY	PERFORMED	REPORTED
C8925628 Pediatrics Limited Panel						
Test counts: Whole Blood Count, Urinalysis, Glucose, Fasting, Alanine Aminotransferase (ALT), Creatinine, Serum, Sodium (Na), Potassium (K), Calcium (Ca), Ferritin, Folic Acid, Vitamin B12, Vitamin D, 25-Hydroxy, Zinc (Zn), Thyroxin, Free (FT4), Aspartate Aminotransferase (AST), IgE, Total, Thyroid Stimulating Hormone (TSH). All sample types defined in the test panel are required.						
Plasma (Heparin)	Sodium Heparin-Royal Blue	2 mL	2-8°C		Mon-Fri 08:00 Sat 08:00	Tue-Sat 18:00 Mon 18:00
Serum	Separator Tube	1 mL	2-8°C			
Urine, Random	Plastic Collection Cup	5 mL	2-8°C			
Whole Blood (EDTA)	Lavender (EDTA) (CBC)	2 mL	2-8°C			
C8392502 Pethidine (Meperidine) ²						
Serum	Plain Tube	2 mL	2-8°C	LC-MS/MS	Tue 08:00	1 week
Serum: Unacceptable Conditions: Separator tubes						
C8280003 pH, Biologic Fluids						
Biologic Fluid	Biologic Fluid Tube	3 mL	2-8°C	MANUAL	Mon-Sat 14:00	Mon-Sat 18:00
C8280004 pH, Stool						
Stool	Plastic Collection Cup	1 gr	2-8°C	MANUAL	Mon-Sat 14:00	Mon-Sat 18:00
C8018401 Phenobarbital						
Serum	Plain Tube	1 mL	2-8°C	PETINIA	Mon-Sat 14:00	Mon-Sat 18:00
Serum: Unacceptable Conditions: Separator tubes, grossly hemolyzed specimens. Specimens collected in sodium heparine are also acceptable.						
C8207506 Phenol/Creatinin Ratio, Urine random						
Urine, Random	Plastic Collection Cup	20 mL	2-8°C	HPLC	Mon-Fri 08:00	8 days
C8403001 Phenylalanine						
Serum, Frozen	Separator Tube	1 mL	<0°C	LC-MS/MS	Mon 08:00 Wed 08:00 Fri 08:00	Wed 18:00 Fri 18:00 Tue 18:00
C8015405 Phenylglyoxylic acide, urine						
Urine, Random	Plastic Collection Cup	5 mL	2-8°C	HPLC	Mon-Fri 08:00	8 days

Acibadem Labmed Medical Laboratory is granted fixed and flexible scope accreditation according to TS EN ISO 15189 by TURKAK (AB-0001-TL). Sign (1) shows accredited tests and sign (2) shows tests analyzed in accredited partner laboratory, Labmed Dortmund MVZ. Sign (3) shows tests analyzed in Central Laboratory.

ALPHABETIC TEST LIST



05.02.2024

SPECIMEN TYPE	CONTAINER	VOLUME	TRANSPORT	METHODOLOGY	PERFORMED	REPORTED
C8403002 Phenylketonuria Screening Test (PKU)						
Capillary Blood	Filter Paper	0	18-24°C	LC-MS/MS	Mon-Fri 08:00	3 days
<p>Capillary Blood: Capillary Blood: Capillary blood should be collected by heel-prick from infants aged between 0-6 months. For patients older than 1 year, it is preferred to collect samples from hand fingers. For children aged between 6 m-1 y according to the weight, collection area can be either heel (<10 kg) or hand (>10kg). Blood should be impregnated to fill the whole marked area on sample cards. For the heel-prick samples heel sides should be selected. After obtaining the sample, screening cards should be dried in a horizontal position for 2-3 hours at room temperature avoiding heat or direct sunlight. Within the scope of metabolic screening; -Aminoacid metabolism diseases, -Urea cycle defects, -Organic acidemias, - fatty acid oxidation defects are investigated. Patient results are reported with detailed information.</p>						
C8018502 Phenytoin (Diphenylhydantoin), Free ²						
Serum	Plain Tube	1 mL	2-8°C	HPLC	Tue 08:00	1 week
Serum: Unacceptable Conditions: Separator tubes						
C8018501 Phenytoin (diphenylhydantoin)						
Serum	Plain Tube	0.5 mL	2-8°C	PETINIA	Mon-Sat 12:00	Mon-Sat 18:00
C8614808 Phospholipase A2 Receptor Antibody(Anti-PLA2R), IgG ²						
Serum	Separator Tube	0.5 mL	2-8°C	IFT	Tue 08:00	2 weeks
C8410001 Phosphorus, Inorganic						
Plasma (Heparin)	Separator Tube + Green	0.5 mL	2-8°C	PHOTOMETRY	Mon-Sat 12:00	Mon-Sat 18:00
Serum	Separator Tube	0.5 mL	2-8°C	PHOTOMETRY		
Serum: The sample should be drawn at fasting for at least 8 hours. The serum should be separated from the cells within 2 hours.						
C8410503 Phosphorus, Inorganic, Urine (Random)						
Urine, Random	Plastic Collection Cup	2 mL	2-8°C	PHOTOMETRY	Mon-Sat 12:00	Mon-Sat 18:00
C8410502 Phosphorus, Inorganic, Urine (24 hours)						
24-hour Urine, HCl treated	Plastic 24-Hour Urine Container	2 mL	2-8°C	PHOTOMETRY	Mon-Sat 12:00	Mon-Sat 18:00
24-hour Urine, HCl treated: 10 mL, 6 N HCl should be used as a urine preservative.						
C8391804 Phytanic Acid, Serum						
Serum	Separator Tube	2 mL	2-8°C	GC-MS	Tue 12:00	10 days
C8254301 Pimelic Acid (Piperidine-2-carboxylic acid) ²						
Plasma (EDTA), Frozen	Lavender (EDTA)	2 mL	<0°C	GC-MS	Tue 08:00	2 weeks

Acibadem Labmed Medical Laboratory is granted fixed and flexible scope accreditation according to TS EN ISO 15189 by TURKAK (AB-0001-TL). Sign (1) shows accredited tests and sign (2) shows tests analyzed in accredited partner laboratory, Labmed Dortmund MVZ. Sign (3) shows tests analyzed in Central Laboratory.

ALPHABETIC TEST LIST

05.02.2024

SPECIMEN TYPE	CONTAINER	VOLUME	TRANSPORT	METHODOLOGY	PERFORMED	REPORTED
C8029953 PLAC test (Ip-PLA2)						
Unacceptable Conditions: Grossly hemolyzed, icteric and lipemic specimens.						
Serum, Frozen	Separator Tube	0.5 mL	<0°C	ENZYMATIC	Wed 08:00	Wed 18:30
Serum, Frozen: Hemolysed sample is not acceptable.						
C8742505 Placental Growth Factor (PIGF)						
Serum	Separator Tube	1 mL	<0°C	ECLIA	Tue 08:00	1 week
C8424402 Plasma Renin Activity (PRA)						
Plasma samples should be taken into cold EDTA tubes. Plasma should be separated immediately by centrifugation and transferred FROZEN. The sample should be taken from adult patients in a Supine or Upright position. Supine: Sample must be taken before the patient leaves the bed. Upright: Sample should be taken at least 2 hours after the patient gets out of bed.						
Plasma (EDTA), Frozen	Lavender (EDTA)	1 mL	<0°C	RIA	Mon 08:00 Tue 08:00 Wed 08:00	Fri 18:00
C8542002 Plasminogen Activator Inhibitor-1 (PAI -1)						
The plasma sample should be frozen by portioning it into at least two separate tubes.						
Plasma (Citrate), Frozen	Blue (Sodium citrate)	1 mL	<0°C	ELISA	Fri 08:00	2 weeks
C8542103 Plasminogen Activity ²						
The plasma sample should be frozen by portioning it into at least two separate tubes. Unacceptable conditions: Hemolyzed, lipemic, icteric and fibrin.						
Plasma (Citrate), Frozen	Blue (Sodium citrate)	1 mL	<0°C	CHROMOGENIC	Tue 08:00	1 weeks
C8720701 Plasmodium Detection (thick drop/thin smear)						
Whole Blood (EDTA)	Lavender (EDTA)	5 mL	2-8°C	MICROSCOPY	Mon-Sat 10:00	Mon-Sat 18:00
Whole Blood (EDTA): If possible blood drawn from fingerprints can be used for thin preparation.						
C8625609 Platelet Antibody Panel (Flow cytometry)						
Whole Blood (EDTA)	Lavender (EDTA)	5 mL	18-24°C	FLOW CYTOMETRY	Mon-Fri 08:00	1 days 18:00
Whole Blood (EDTA): Unacceptable Conditions: Clot						

05.02.2024

SPECIMEN TYPE	CONTAINER	VOLUME	TRANSPORT	METHODOLOGY	PERFORMED	REPORTED
---------------	-----------	--------	-----------	-------------	-----------	----------

C8557602 Platelet Function Assay Test, LTA

Whole Blood (Citrate)	Blue (Sodium citrate)	6 mL	18-24°C	LTA	Mon-Fri 16:00 Sat 12:00	Tue-Sat 18:00 Mon 18:00
-----------------------	-----------------------	------	---------	-----	----------------------------	----------------------------

Whole Blood (Citrate): Three samples are required to run the test. Whole Blood (Citrate): Three samples are required to run the test. Sample handling : For the platelet function test, the blood is collected into anticoagulant tubes with citrate. Specimen should be sent to the laboratory immediately, to ensure testing within 3 hours of collection. For further information, contact the laboratory.. Platelet aggregation studies are usually performed on fresh blood samples, ideally obtained without a tourniquet . If needed, a tourniquet can be used initially and then removed after venipuncture (during blood collection). The needle size should be a 21 gauge or larger. Hemolyzed, clotted, or incompletely filled tubes should be rejected. Excessive agitation of the sample should be avoided.
 Dietary components such as caffeine, garlic and turmeric may influence platelet function if taken regularly in high doses such as found in food supplements
 Medications – Some medications interfere with platelet function and will cause falsely abnormal results on platelet function testing (antiplatelet agents, nonsteroidal anti-inflammatory drugs (NSAIDs), and selective serotonin receptor inhibitors (SSRIs). If clinically safe, these medications should be omitted for at least a week prior to platelet function testing.
 Thrombocytopenia –We generally avoid most of the platelet function tests (especially aggregometry) in individuals with a platelet count <100,000 microL.

C8834608 Platelet Specific Antigen Panel (Flow cytometry)

Fresh sample is required. It is recommended that specimens arrive within 24 hours of draw. Fill the "Acibadem Labmed Flow Cytometry Tests Request Form". Analysis is performed using the following markers: CD41a, CD42a, CD42b and CD61.

Whole Blood (EDTA)	Lavender (EDTA)	5 mL	18-24°C	FLOW CYTOMETRY	Mon-Fri 08:00	3 days
--------------------	-----------------	------	---------	----------------	---------------	--------

C8818059 Platelet Surface Antigen Panel and Anti Platelet Antibody, Whole Blood

Please contact with the laboratory before collecting the sample. Send specimen in original tube. Do not aliquot. Fill the "Acibadem Labmed Flow Cytometry Tests Request Form"

Whole Blood (EDTA)	Lavender (EDTA)	5 mL	18-24°C	FLOW CYTOMETRY	Mon-Sat 08:00	4 days
--------------------	-----------------	------	---------	----------------	---------------	--------

C8780065 Pneumocystis carini (jirovecii) DNA (PCR), Bronchoalveolar Lavage

In novel taxonomy Pneumocystis carinii is named as Pneumocystis jirovecii .

Bronchoalveolar Lavage	Biologic Fluid Tube	5 mL	2-8°C	PCR	Mon-Fri 08:00	1 week
------------------------	---------------------	------	-------	-----	---------------	--------

C8780064 Pneumocystis carini (jirovecii) DNA (PCR), Sputum

In novel taxonomy Pneumocystis carinii is named as Pneumocystis jirovecii .

Sputum	Plastic Collection Cup	2 mL	2-8°C	PCR	Mon-Fri 08:00	1 week
--------	------------------------	------	-------	-----	---------------	--------

C8790004 Pneumocystis carini (jirovecii) DNA (PCR), Transtracheal Aspirate

Transtracheal Aspirate	Biologic Fluid Tube	2 mL	2-8°C	PCR	Mon-Fri 08:00	1 week
------------------------	---------------------	------	-------	-----	---------------	--------

C8636107 PNH (Paroxysmal Nocturnal Hemoglobinuria) Panel (Flow cytometry)

Fill the "Acibadem Labmed Flow Cytometry Tests Request Form" Please contact with the laboratory before collecting the sample. Fresh sample is required. It is recommended that specimens arrive within 24 hours of draw.

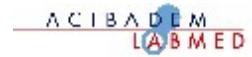
Whole Blood (EDTA)	Lavender (EDTA)	5 mL	18-24°C	FLOW CYTOMETRY	Mon 08:00 Tue 08:00 Wed 08:00 Thu 08:00 Fri 08:00 Sat 08:00	Wed 18:00 Thu 18:00 Fri 18:00 Mon 18:00 Tue 18:00 Tue 18:00
--------------------	-----------------	------	---------	----------------	--	--

ALPHABETIC TEST LIST

05.02.2024

SPECIMEN TYPE	CONTAINER	VOLUME	TRANSPORT	METHODOLOGY	PERFORMED	REPORTED
C8665815 Poliovirus Antibody Type 1&3						
Serum	Separator Tube	2 mL	2-8°C	NEUTRALIZATION	Tue 08:00	1 week
C8925647 Porphobilinogen, Random urine						
Protect sample from light during collection, storage, and shipment.						
Urine, Random	Plastic Collection Cup	10 mL	2-8°C	LC-MS/MS	Tue 08:00	7 days
C8411001 Porphobilinogen, Urine (24 hours) ²						
24-hour Urine	Plastic 24-Hour Urine Container	5 mL	2-8°C	LC-MS/MS	Tue 08:00	1 weeks
24-hour Urine: Protect sample from light during collection, storage, and shipment.						
C8412001 Porphyrin, Total						
24-hour Urine	Plastic 24-Hour Urine Container	5 mL	2-8°C	LC-MS/MS	Tue 08:00	1 weeks
24-hour Urine: Protect sample from light during collection, storage, and shipment.						
C8412601 Porphyrins, Stool, Quantitative						
Stool	Plastic Collection Cup	1 gr	2-8°C	LC-MS/MS	Tue 08:00	15 days
C8413201 Potassium (K)						
Plasma (Heparin)	Separator Tube + Green	0.5 mL	2-8°C	ISE	Mon-Sat 12:00	Mon-Sat 18:00
Serum	Separator Tube	0.2 mL	2-8°C	ISE		
C8413303 Potassium (K), Biologic Fluid						
Biologic Fluid	Biologic Fluid Tube	0.5 mL	2-8°C	ISE	Mon-Sat 12:00	Mon-Sat 18:00
C8413304 Potassium (K), CSF						
CSF	Sterile CSF Tube	1 mL	2-8°C	ISE	Mon-Sat 12:00	Mon-Sat 18:00
C8413301 Potassium (K), Urine (Random)						
Urine, Random	Plastic Collection Cup	2 mL	2-8°C	ISE	Mon-Sat 12:00	Mon-Sat 18:00
C8413302 Potassium (K), Urine (24 hours)						
24-hour Urine	Plastic 24-Hour Urine Container	2 mL	2-8°C	ISE	Mon-Sat 12:00	Mon-Sat 18:00

ALPHABETIC TEST LIST



05.02.2024

SPECIMEN TYPE	CONTAINER	VOLUME	TRANSPORT	METHODOLOGY	PERFORMED	REPORTED
---------------	-----------	--------	-----------	-------------	-----------	----------

C8413401 Prealbumin

Serum	Separator Tube	0.5 mL	2-8°C	NEPHELOMETRY	Wed 08:00	Thu 18:00
-------	----------------	--------	-------	--------------	-----------	-----------

Serum: Samples should be separated after specimen clot completely at room temperature.

C8742503 Preeclampsia sFlt-1/PLGF ratio

Serum	Separator Tube	1 mL	<0°C	ECLIA	Tue 08:00	1 week
-------	----------------	------	------	-------	-----------	--------

C8529202 Prekallikrein (Fletcher Faktör) ²

Plasma (Citrate), Frozen	Blue (Sodium citrate)	1 mL	<0°C	COAGULOMETRY	Tue 08:00	1 month
--------------------------	-----------------------	------	------	--------------	-----------	---------

Plasma (Citrate), Frozen: Plasma (Citrate). Separate plasma from cells and freeze ASAP in 4 portions (min 500 uL each).

C8925622 Prenatal panel

This panel includes; Whole Blood Count, Thyroid Stimulating Hormone (TSH), Urinalysis, Culture, Urine, Hepatitis B s Antibody (anti-HBs), Hepatitis C Antibody (anti-HCV), Beta-hCG (Human Chorionic Gonadotropin), VDRL, Titrimetric, Alanine Aminotransferase (ALT), Aspartate Aminotransferase (AST), Creatinine, Serum, Blood Urea Nitrogen (BUN), Vitamin B12, Vitamin D, 25-Hydroxy, Cytomegalovirus (CMV) Antibody, IgM, Rubella Antibody, IgG, Rubella Antibody, IgM, Toxoplasma Antibody, IgG, Toxoplasma Antibody, IgM, Hepatitis B s Antigen (HBsAg), HIV Antibody (1-2) + p24 Antigen, Glucose, Fasting, Ferritin, Iron (Fe), Total Iron Binding Capacity (TIBC) All sample types defined in the test panel are required.

Plasma (EDTA)	Lavender (EDTA)	6 mL	2-8°C		Mon-Sat 12:00	3 days 17:00
Serum	Separator Tube	15 mL	2-8°C			
Urine, Random	Plastic Collection Cup	2 mL	2-8°C			
Urine, Sterile	Plastic Collection Cup	2 mL	2-8°C			
Whole Blood (EDTA)	Lavender (EDTA) (CBC)	2 mL	2-8°C			
Whole Blood (EDTA) (TM)	Lavender (EDTA)	2 mL	2-8°C			

C8461409 Prenatal Screening Test-Integrated Test

The prenatal screening test information form must be filled in completely and sent by the physician as stamped / signed with the sample. For the first trimester stage, samples should be drawn at 11-13 weeks 6 days gestation weeks. The optimum assessments for the second trimester phase are between 16-18 weeks of pregnancy, but risk assessments are performed in all pregnancies between 15-22 weeks.

Serum, Frozen	Separator Tube	1 mL	<0°C	CLIA	Mon 08:00 Wed 08:00 Fri 08:00	Wed 18:00 Fri 18:00 Mon 18:00
---------------	----------------	------	------	------	-------------------------------------	-------------------------------------

C8217508 Pre-op Panel (Hair transplant)

Plasma (Citrate)	Blue (Sodium citrate)	2 mL	2-8°C		Mon-Sat 12:00	Mon-Sat 18:00
Plasma (NaF)	Gray (Sodium Fluoride)	2 mL	2-8°C			
Whole Blood (EDTA)	Lavender (EDTA) (CBC)	2 mL	2-8°C			

ALPHABETIC TEST LIST

05.02.2024

SPECIMEN TYPE	CONTAINER	VOLUME	TRANSPORT	METHODOLOGY	PERFORMED	REPORTED
C8635909 Primary Immunodeficiency Panel						
Please contact with the laboratory before collecting the sample. Fresh sample is required. It is recommended that specimens arrive within 24 hours of draw.						
Whole Blood (EDTA)	Lavender (EDTA)	3 mL	18-24°C	FLOW CYTOMETRY	Mon-Fri 08:00	4 days
C8818064 Primary Immunodeficiency Panel						
Please contact with the laboratory before collecting the sample. Send specimen in original tube. Do not aliquot. Fill the "Acibadem Labmed Flow Cytometry Tests Request Form"						
Whole Blood	Lavender (EDTA)	5 mL	18-24°C	FLOW CYTOMETRY	Mon-Sat 08:00	4 days
C8391809 Pristanic Acid, Serum						
Serum	Separator Tube	2 mL	2-8°C	GC-MS	Mon 08:00	10 days
C8230802 Procalcitonin						
Serum	Separator Tube	1 mL	2-8°C	CLIA	Mon-Sat 12:00	Mon-Sat 18:00
C8230803 Procalcitonin (POCT)						
Serum	Separator Tube	1 mL	2-8°C	FEIA	Mon-Sat 08:00	Mon-Sat 18:00
C8499909 Procollagen type 1 N-terminal propeptide (P1NP) ²						
Serum	Separator Tube	1 mL	2-8°C	RIA	Tue 08:00	1 weeks
C8499910 Procollagen-III -Peptid ³						
Serum	Separator Tube	1 mL	2-8°C	CLIA	Tue 08:00	2 weeks
C8502108 Progenitor Cell Count (HPC)						
Fresh sample is required.						
Whole Blood (EDTA)	Lavender (EDTA) (CBC)	2 mL	2-8°C	DC, FC	Mon-Sat 12:00	Mon-Sat 18:00
C8414401 Progesterone ^{1 3}						
Serum	Separator Tube	0.2 mL	2-8°C	CLIA	Mon-Sat 12:00	Mon-Sat 18:00
C8420601 Proinsulin ²						
Serum	Separator Tube	0.5 mL	2-8°C	LIA	Tue 08:00	1 week
C8414601 Prolactin (PRL)						
Serum	Separator Tube	0.2 mL	2-8°C	CLIA	Mon-Sat 12:00	Mon-Sat 18:00

Acibadem Labmed Medical Laboratory is granted fixed and flexible scope accreditation according to TS EN ISO 15189 by TURKAK (AB-0001-TL). Sign (1) shows accredited tests and sign (2) shows tests analyzed in accredited partner laboratory, Labmed Dortmund MVZ. Sign (3) shows tests analyzed in Central Laboratory.

ALPHABETIC TEST LIST



05.02.2024

SPECIMEN TYPE	CONTAINER	VOLUME	TRANSPORT	METHODOLOGY	PERFORMED	REPORTED
C8415404 Prostate Health Index(phi) ²						
Serum, Frozen	Separator Tube	1 mL	<0°C	IA	Tue 08:00	2 weeks
C8415401 Prostate Specific Antigen (PSA), Free						
Serum	Separator Tube	0.2 mL	2-8°C	CLIA	Mon-Sat 12:00	Mon-Sat 18:00
Serum: Separate from cells within 2 hours of collection						
C8415301 Prostate Specific Antigen (PSA), Total						
Serum	Separator Tube	0.2 mL	2-8°C	CLIA	Mon-Sat 12:00	Mon-Sat 18:00
Serum: Separate from cells within 2 hours of collection.						
C8415508 Protein, Biologic Fluids						
Biologic Fluid	Biologic Fluid Tube	0.3 mL	2-8°C	PHOTOMETRY	Mon-Sat 12:00	Mon-Sat 18:00
C8530301 Protein C, Activity						
Samples should be drawn 2-4 weeks after cessation of heparin / oral anticoagulant therapy. The plasma sample should be frozen by portioning it into at least two separate tubes. Unacceptable conditions: Hemolyzed, lipemic, icteric and fibrin.						
Plasma (Citrate), Frozen	Blue (Sodium citrate)	0.5 mL	<0°C	COAGULOMETRY	Tue 08:00 Thu 08:00	Thu 18:00 Mon 18:00
C8530201 Protein C, Antigen						
Samples should be drawn 2-4 weeks after cessation of heparin / oral anticoagulant therapy. The plasma sample should be frozen by portioning it into at least two separate tubes. Unacceptable conditions: Hemolyzed, lipemic, icteric and fibrin.						
Plasma (Citrate), Frozen	Blue (Sodium citrate)	0.5 mL	<0°C	ELISA	Tue 08:00	Thu 18:00
C8415509 Protein, CSF						
CSF	Sterile CSF Tube	0.5 mL	2-8°C	PHOTOMETRY	Mon-Sat 12:00	Mon-Sat 18:00
C8416501 Protein Electrophoresis						
Test includes; Albumin, Alfa-1 Globulin, Alfa-2 Globulin, Beta-1 Globulin, Beta-2 Globulin, Gamma Globulin, M Protein, Total Protein. Unacceptable conditions: Hemolysis						
Serum	Separator Tube	0.5 mL	2-8°C	CAPILLARY ELECTROPHORESIS	Mon 08:00 Thu 08:00	Wed 18:00 Mon 18:00
C8416502 Protein Electrophoresis, Urine						
During collection, urine should be kept in a cool place that does not see light. The amount of urine collected should be noted. Test includes; Albumin, Alfa-1 Globulin, Alfa-2 Globulin, Beta Globulin, Gamma Globulin, Total Protein, urine.						
24-hour Urine	Plastic 24-Hour Urine Container	10 mL	2-8°C	ELECTROPHORESIS	Tue 08:00 Fri 08:00	Fri 18:00 Wed 18:00
24-hour Urine: Urine must be separated from the cells by centrifugation.						

Acibadem Labmed Medical Laboratory is granted fixed and flexible scope accreditation according to TS EN ISO 15189 by TURKAK (AB-0001-TL). Sign (1) shows accredited tests and sign (2) shows tests analyzed in accredited partner laboratory, Labmed Dortmund MVZ. Sign (3) shows tests analyzed in Central Laboratory.

ALPHABETIC TEST LIST

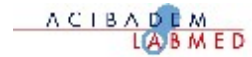


05.02.2024

SPECIMEN TYPE	CONTAINER	VOLUME	TRANSPORT	METHODOLOGY	PERFORMED	REPORTED
C8530502 Protein S Activity						
Samples should be drawn 2-4 weeks after cessation of heparin / oral anticoagulant therapy. The plasma sample should be frozen by portioning it into at least two separate tubes. Unacceptable conditions: Hemolyzed, lipemic, icteric and fibrin.						
Plasma (Citrate), Frozen	Blue (Sodium citrate)	0.5 mL	<0°C	COAGULOMETRY	Tue 08:00 Thu 08:00	Thu 18:00 Mon 18:00
C8530503 Protein S Antigen						
Samples should be drawn 2-4 weeks after cessation of heparin / oral anticoagulant therapy. The plasma sample should be frozen by portioning it into at least two separate tubes. Unacceptable conditions: Hemolyzed, lipemic, icteric and fibrin.						
Plasma (Citrate), Frozen	Blue (Sodium citrate)	0.5 mL	<0°C	ELISA	Tue 08:00	Thu 18:00
C8415501 Protein, Total						
Plasma (Heparin)	Separator Tube + Green	0.5 mL	2-8°C	PHOTOMETRY	Mon-Sat 12:00	Mon-Sat 18:00
Serum	Separator Tube	0.5 mL	2-8°C	PHOTOMETRY		
C8415504 Protein, Urine (24 hours)						
24-hour Urine	Plastic 24-Hour Urine Container	2 mL	2-8°C	PHOTOMETRY	Mon-Sat 12:00	Mon-Sat 18:00
C8352012 Protein 14-3-3 (CJD) ²						
CSF, Frozen	Polyethylene/Polypropylene Tube	1 mL	<0°C	ELISA	Tue 08:00	3 weeks
CSF, Frozen: Transport: Frozen. You can obtain those tubes from Labmed sample admission department.						
C8415500 Protein/Creatinin Ratio, Urine(Spot)						
Urine, Random	Plastic Collection Cup	3 mL	2-8°C	PHOTOMETRY	Mon-Sat 12:00	Mon-Sat 18:00
C8561001 Prothrombin time (PT)						
Profile contains; INR and Prothrombin time (sn)						
Plasma (Citrate)	Blue (Sodium citrate)	1 mL	18-24°C	COAGULOMETRY	Mon-Sat 12:00	Mon-Sat 18:00
C8412004 Protoporphyrin, Erythrocyte ²						
Whole Blood (Heparin)	Green (Heparin)	2 mL	2-8°C	HPLC	Tue 08:00	1 weeks
Whole Blood (Heparin): Whole Blood (Heparinized)						
C8248001 Pseudocholinesterase						
Serum	Separator Tube	0.5 mL	2-8°C	ENZYMATIC	Wed 08:00	Thu 18:00
Serum: Specimen must be drawn prior to surgery or more than two days following surgery. Samples should be separated after specimen clot completely at room temperature.						

Acibadem Labmed Medical Laboratory is granted fixed and flexible scope accreditation according to TS EN ISO 15189 by TURKAK (AB-0001-TL). Sign (1) shows accredited tests and sign (2) shows tests analyzed in accredited partner laboratory, Labmed Dortmund MVZ. Sign (3) shows tests analyzed in Central Laboratory.

ALPHABETIC TEST LIST



05.02.2024

SPECIMEN TYPE	CONTAINER	VOLUME	TRANSPORT	METHODOLOGY	PERFORMED	REPORTED
---------------	-----------	--------	-----------	-------------	-----------	----------

C8561002 PT (Prothrombin Time) Mix Test

Plasma (Citrate)	Blue (Sodium citrate)	4	mL	18-24°C	COAGULOMETRY	Mon-Thu 08:00 Fri 08:00	Tue-Fri 18:00 Mon 18:00
------------------	-----------------------	---	----	---------	--------------	----------------------------	----------------------------

C8252305 Pyridinoline ²

Urine, First Morning Void	Plastic Collection Cup	5	mL	2-8°C	HPLC	Tue 08:00	1 week
---------------------------	------------------------	---	----	-------	------	-----------	--------

Urine, First Morning Void: First morning void urine. Protect sample from light during collection, storage, and shipment.

C8421001 Pyruvate

Plasma (NaF), (Perchloric Acid-treated)	Gray (Sodium Fluoride)	1	mL	2-8°C	ENZYMATIC	Mon 08:00 Wed 08:00 Fri 08:00	Mon 18:00 Wed 18:00 Fri 18:00
---	------------------------	---	----	-------	-----------	-------------------------------------	-------------------------------------

Plasma (NaF), (Perchloric Acid-treated): Plasma (perchloric acid pretreatment)
 The blood sample is taken into a tube containing Sodium Fluoride (NaF). Then, quickly 500 microliter (uL) whole blood sample is placed in a tube containing 1 milliliter (mL) 8% perchloric acid (must be cold). The mixture is vortexed for approximately 30 seconds, then kept on ice for 5 minutes (min). The mixture is centrifuged 10 min at 1500 g. The supernatant (clear and protein-free) is separated and transferred at 2-8°C.
 Perchloric acid should be obtained from the central laboratory. Samples stored and transferred at room temperature will not be accepted.

C8421002 Pyruvate, CSF

Sample should be diluted 1:1 with concentrated perchloric acid to precipitate all protein amounts before transferring.

CSF	Sterile CSF Tube	1	mL	2-8°C	ENZYMATIC	Mon 08:00 Wed 08:00 Fri 08:00	Mon 18:00 Wed 18:00 Fri 18:00
-----	------------------	---	----	-------	-----------	-------------------------------------	-------------------------------------

C8422001 Pyruvate Kinase

Whole Blood (EDTA)	Lavender (EDTA)	2	mL	2-8°C	PHOTOMETRY	Tue 08:00 Thu 08:00	Wed 18:00 Fri 18:00
--------------------	-----------------	---	----	-------	------------	------------------------	------------------------

Whole Blood (EDTA): Whole Blood (EDTA)

C8648001 QuantiFERON TB-Gold (Gamma Interferon Release Test) (IGRA)

Apply to Laboratory	Call the Laboratory	0		2-8°C	ELISA	Mon-Thu 08:00 Fri 08:00	Wed-Sat 18:00 Mon 18:00
---------------------	---------------------	---	--	-------	-------	----------------------------	----------------------------

Apply to Laboratory: For this test, blood samples are specifically required to be obtained into four different tubes: QuantiFERON Nil (white ring and gray cap), TB1 (white ring and green cap), TB2 (white ring and yellow cap) and Mitogen (white ring and purple cap). 1 ml of blood is collected into each QuantiFERON®-TB Gold tube (Nil, TB1, TB2 and Mitogen tubes) in the "Single patient pack. Immediately after filling the tubes, shake them 10 times just firmly enough to make sure that entire inner surface of the tube is coated with blood. Avoid overly vigorous shaking. The tubes must be incubated vertically at 37 °C for 16-24 hours after mixing, as soon as possible. Following incubation the tubes are centrifuged for 15 minutes at 2000-3000 RFG (g) to separate the plasma and the red cells. Samples stored at room temperature or not centrifuged are unsuitable for the test.

ALPHABETIC TEST LIST

05.02.2024

SPECIMEN TYPE	CONTAINER	VOLUME	TRANSPORT	METHODOLOGY	PERFORMED	REPORTED
C8708145 Quantitative respiratory culture						
Respiratory samples should not be under 1 mL due to the quantitative working procedure.						
Bronchoalveolar Lavage	Sterile Tube	1 mL	2-8°C	C//S	Mon-Sat 12:00	4 days 17:00
Transtracheal Aspirate	Sterile Tube	1 mL	2-8°C	C//S		
C8029908 Rapamycin (Sirolimus)						
Whole Blood (EDTA)	Lavender (EDTA)	2 mL	2-8°C	C/MIA	Mon-Fri 12:00	Mon-Fri 18:00
C8280012 Reducing Substances, Stool						
Stool, Frozen	Plastic Collection Cup	2 gr	<0°C	MANUAL	Mon-Fri 12:00	Mon-Fri 18:00
C8280011 Reducing Substances, Urine						
Urine, Random, Frozen	Plastic Collection Cup	5 mL	<0°C	MANUAL	Mon-Fri 12:00	Mon-Fri 18:00
Urine, Random, Frozen: The sample should be transferred to the laboratory quickly.						
C8424401 Renin, Direct (Active Renin)						
Plasma (EDTA), Frozen	Lavender (EDTA)	1 mL	<0°C	CLIA	Mon 08:00 Wed 08:00 Fri 08:00	Tue 18:00 Thu 18:00 Mon 18:00
Plasma (EDTA), Frozen: Normal serum levels are dependent on whether the patient is upright or supine. If an upright specimen is collected, patient should be upright (seated or standing) for at least two hours.						
A refrigerated centrifuge should not be used for plasma separation from an EDTA tube. Plasma should be frozen after separation.						
C8392916 Respiratory Antigen Profile (Adenovirus, Influenza (A+ B), RSV, SARS-CoV-2 Antigen) Rapid Test						
Nasopharyngeal Swab	Call the Laboratory	0	2-8°C	IMMUNOCHROMATOGRAPHY	Mon-Sun	1 hour
C8745001 Respiratory Panel, PCR						
Panel includes: Adenovirus, Bocavirus, Bordetella pertussis, Influenza A, Influenza A/H1, Influenza A/H1-2009, Influenza A/H3, Influenza B, Human Metapneumovirus A/B, Coronavirus HKU1, Coronavirus NL63, Coronavirus OC43, Coronavirus 229E, Legionella pneumophila, Mycoplasma pneumoniae, Parainfluenza virus 1, Parainfluenza virus 2, Parainfluenza virus 3, Parainfluenza virus 4, Respiratory Syncytial virus A/B, Rhinovirus/Enterovirus, 2019-nCoV (SARS-CoV-2) and Chlamydia pneumoniae. Nucliswab should be used for swab samples.						
Bronchoalveolar Lavage	Biologic Fluid Tube	0	2-8°C	REAL TIME PCR	Mon-Fri 08:00 Sat 08:00	Tue-Sat 18:00 Mon 18:00
Nasopharyngeal Swab	Nucliswab	0	2-8°C	REAL TIME PCR		
Throat Swab	Nucliswab	0	2-8°C	REAL TIME PCR		

Acibadem Labmed Medical Laboratory is granted fixed and flexible scope accreditation according to TS EN ISO 15189 by TURKAK (AB-0001-TL). Sign (1) shows accredited tests and sign (2) shows tests analyzed in accredited partner laboratory, Labmed Dortmund MVZ. Sign (3) shows tests analyzed in Central Laboratory.

ALPHABETIC TEST LIST

05.02.2024

SPECIMEN TYPE	CONTAINER	VOLUME	TRANSPORT	METHODOLOGY	PERFORMED	REPORTED
C8679006 Respiratory Syncytial Virus (RSV) Antibody, IgA ²						
Serum	Separator Tube	1 mL	2-8°C	EIA	Tue 08:00	1 weeks
C8742001 Respiratory Syncytial Virus (RSV) Antigen						
Bronchoalveolar Lavage	Biologic Fluid Tube	1 mL	2-8°C	IMMUNOASSAY	Mon-Fri 12:00 Sat 12:00	Tue-Sat 18:00 Mon 18:00
Nasopharyngeal Swab	Dacron/ Rayon Swab	0	2-8°C	IMMUNOASSAY		
Transtracheal Aspirate	Biologic Fluid Tube	1 mL	2-8°C	IMMUNOASSAY		
C8779823 Respiratory Syncytial Virus (RSV) RNA (PCR)						
Bronchoalveolar Lavage	Biologic Fluid Tube	2 mL	2-8°C	REAL TIME PCR	Mon-Fri 08:00	3 days
Nasopharyngeal Aspirate	Biologic Fluid Tube	2 mL	2-8°C	REAL TIME PCR		
Nasopharyngeal Swab	Nucliswab	0		REAL TIME PCR		
Sputum	Plastic Collection Cup	0	2-8°C	REAL TIME PCR		
Throat Swab	Nucliswab	0	2-8°C	REAL TIME PCR		
Tissue Sample	Plastic Collection Cup	1 gr	2-8°C	REAL TIME PCR		
Transtracheal Aspirate	Biologic Fluid Tube	2 mL	2-8°C	REAL TIME PCR		
C8504401 Reticulocyte Count						
Whole Blood (EDTA)	Lavender (EDTA) (CBC)	2 mL	2-8°C	DC, FC	Mon-Sat 12:00	Mon-Sat 18:00
Whole Blood (EDTA): Grossly hemolyzed or clotted specimens.						
C8459002 Retinol Binding Protein ²						
Serum	Separator Tube	0.5 mL	2-8°C	RID	Tue 08:00	10 days
Urine, Random	Plastic Collection Cup	10 mL	2-8°C	RID		
C8690601 Rh Subgroups						
Whole Blood (EDTA) (TM)	Lavender (EDTA)	2 mL	18-24°C	GEL CENTRIFUGATION	Mon-Sat	1 days
Whole Blood (EDTA) (TM): Whole Blood (EDTA). C-c-E-e-K antigens (polyclonal) evaluated.						
C8643101 Rheumatoid Factor (RF)						
Serum	Separator Tube	0.5 mL	2-8°C	TURBIDIMETRY	Mon-Sat 12:00	Mon-Sat 18:00
Serum: Samples should be separated after specimen clot completely at room temperature.						

ALPHABETIC TEST LIST



05.02.2024

SPECIMEN TYPE	CONTAINER	VOLUME	TRANSPORT	METHODOLOGY	PERFORMED	REPORTED
C8660915 Rickettsia Antibody, IgG ²						
Serum	Separator Tube	1 mL	2-8°C	IFT	Tue 08:00	10 days
C8392527 Risperidone ²						
Serum, Frozen	Plain Tube	1 mL	<0°C	LC-MS/MS	Tue 08:00	1 weeks
C8630500 ROMA Index (Risk of Ovarian Malignancy)						
Panel includes: Human Epididymis Protein 4 (HE4) ve CA 125 tests. Samples should be frozen if they have to wait more than 48 hours.						
Serum, Frozen	Separator Tube	2 mL	<0°C	ECLIA	Tue 08:00	Wed 18:00
Serum, Frozen: Samples should be separated after specimen clot completely at room temperature.						
C8742501 Rotavirus Antigen						
Stool	Plastic Collection Cup	2 gr	2-8°C	IMMUNOASSAY	Mon-Sat 12:00	Mon-Sat 18:00
C8925619 Routine Screening Expanded Panel						
This panel includes: Thyroid Stimulating Hormone (TSH), Glucose, Fasting, Creatinine, Serum, Aspartate Aminotransferase (AST), Alanine Aminotransferase (ALT), Hemoglobin A1c (HbA1c), Vitamin D, 25-Hydroxy, Vitamin B12, Calcium (Ca), Cholesterol, LDL (Direct), Triglycerides, Whole Blood Count, Cholesterol, HDL, Potassium (K), Sodium (Na), Uric Acid, Magnesium (Mg), Cholesterol, Total, Urinalysis, Blood Urea Nitrogen (BUN), Insulin, Insuline Resistance Index (HOMA-IR), Microalbumin, Urine (Random) All sample types defined in the test panel are required.						
Plasma (NaF)	Gray (Sodium Fluoride)	2 mL	2-8°C		Mon-Fri 08:00 Sat 08:00	Tue-Sat 18:00 Mon 18:00
Serum	Separator Tube	3 mL	2-8°C			
Urine, Random	Plastic Collection Cup	5 mL	2-8°C			
Whole Blood	Lavender (EDTA) (HbA1c)	2 mL	2-8°C			
Whole Blood (EDTA)	Lavender (EDTA) (CBC)	2 mL	2-8°C			
C8636189 rT3						
Serum	Separator Tube	1 mL	2-8°C	LC-MS/MS	Tue 08:00	1 week
C8676201 Rubella Antibody, IgG						
Serum	Separator Tube	0.5 mL	2-8°C	CMIA	Mon-Thu 08:00 Fri 08:00	Tue-Fri 18:00 Mon 18:00
C8676202 Rubella Antibody, IgM						
Serum	Separator Tube	0.5 mL	2-8°C	CMIA	Mon-Thu 08:00 Fri 08:00	Tue-Fri 18:00 Mon 18:00

Acibadem Labmed Medical Laboratory is granted fixed and flexible scope accreditation according to TS EN ISO 15189 by TURKAK (AB-0001-TL). Sign (1) shows accredited tests and sign (2) shows tests analyzed in accredited partner laboratory, Labmed Dortmund MVZ. Sign (3) shows tests analyzed in Central Laboratory.

ALPHABETIC TEST LIST

05.02.2024

SPECIMEN TYPE	CONTAINER	VOLUME	TRANSPORT	METHODOLOGY	PERFORMED	REPORTED
C8676204 Rubella IgG Avidity						
Serum	Separator Tube	1 mL	2-8°C	ELISA	Mon 08:00 Thu 08:00	Tue 18:00 Fri 18:00
C8676203 Rubella RNA (PCR)						
Amniotic Fluid	Biologic Fluid Tube	5 mL	2-8°C	PCR	Mon-Fri 08:00	1 week
Chorionic Villus Sampling (CVS)	Biologic Fluid Tube	3 Villus	2-8°C	PCR		
Cord Blood	Lavender (EDTA)	2 mL	2-8°C	PCR		
Nasopharyngeal Swab	Nucliswab	0	2-8°C	PCR		
Plasma (EDTA)	Lavender (EDTA)	2 mL	2-8°C	PCR		
Serum	Separator Tube	2 mL	2-8°C	PCR		
Throat Swab	Nucliswab	0	2-8°C	PCR		
Tissue Sample	Plastic Collection Cup	0	2-8°C	PCR		
C8780068 Rubella RNA (PCR), CSF						
CSF	Sterile CSF Tube	1 mL	2-8°C	PCR	Mon-Fri 08:00	Tue-Sat 18:00
C8676502 Rubella (Measles) Antibody, IgG						
Serum	Separator Tube	1 mL	2-8°C	CLIA	Mon-Thu 08:00 Fri 08:00	Tue-Fri 18:00 Mon 18:00
C8676501 Rubella (Measles) Antibody, IgM						
Serum	Separator Tube	1 mL	2-8°C	CLIA	Mon-Thu 08:00 Fri 08:00	Tue-Fri 18:00 Mon 18:00
C8667105 Saccharomyces cerevisiae Antibody IgA						
Serum	Separator Tube	0.5 mL	2-8°C	CLIA	Mon-Thu 08:00 Fri 08:00	Tue-Fri 18:00 Mon 18:00
C8667106 Saccharomyces cerevisiae Antibody IgG						
Serum	Separator Tube	0.5 mL	2-8°C	CLIA	Mon-Thu 08:00 Fri 08:00	Tue-Fri 18:00 Mon 18:00

ALPHABETIC TEST LIST

05.02.2024

SPECIMEN TYPE	CONTAINER	VOLUME	TRANSPORT	METHODOLOGY	PERFORMED	REPORTED
C8019601 Salicylate						
Serum	Plain Tube	1 mL	2-8°C	LC-MS/MS	Mon 08:00 Thu 08:00	Mon 18:00 Thu 18:00
Serum: Unacceptable Conditions: Separator tubes, grossly hemolyzed specimens.						
C8631802 Salmonella Agglutination (Gruber Widal)						
Panel includes, Salmonella paratyphi AH, Salmonella paratyphi AO, Salmonella paratyphi BH, Salmonella paratyphi BO, Salmonella typhi H, Salmonella typhi O.						
Serum	Separator Tube	0.5 mL	2-8°C	AGGLUTINATION	Mon-Thu 08:00 Fri 08:00	Wed-Sat 18:00 Tue 18:00
Serum: Unacceptable Conditions: Hemolysis and lipemia						
C8780222 SARS- CoV-2 RNA (PCR) -Acibadem Kits						
Nasopharyngeal+Oropharyngeal Swab	Viroswab + Virotransfer	0	2-8°C	REAL TIME PCR	Mon-Fri Sat 14:00	1 day Sat 20:00
C8780233 SARS- CoV-2 RNA (PCR), Mouthwash						
Gargle and mouthwash	MyMagiCon Tube	20 mL	18-24°C	REAL TIME PCR	Mon-Fri Sat 14:00	1 day Sat 20:00
Gargle and mouthwash: Sampling: Fill drinking water to 20ml line of MyMagiCon tube and give it to the person together with the paper cone that will be used to put the samples back into the tube. Instruct the person to take all of this water into his mouth, gargle first his throat and then rinse the mouth vigorously at least 10 seconds passing the water between the teeth and put it back into the tube by the help of the paper cone. Small children who cannot gargle can give only mouthwash. Close the cap of the tube securely and send it to the laboratory at room temperature within the same day. Working principle: When the polymer of MyMagiCon is added to the sample it absorbs water and other small molecules and concentrates microorganisms, their antigens and nucleic acids. Thus, it increases the sensitivity of nucleic acid amplification methods like polymerase chain reaction (PCR) or antigen tests.						
C8392909 SARS-CoV-2 Antibody, IgG						
The SARS-CoV-2 IgG test is a quantitative measurement of the IgG antibody formed against the spike protein receptor binding site (S1 RBD) of the virus. Neutralizing protective effect has been observed over 7 U/ml. Siemens @ SARS-CoV IgG 1.00 U/mL x 21.8 =WHO BAU/mL.) (WHO BAU / ml : is the translation factor to standardize the inter-laboratory variability due to use of different reagents and determined by the World Health Organization International Standard (NIBSC code: 20/136))						
Plasma (Heparin)	Green (Heparin)	1 mL	2-8°C	CLIA	Mon-Sat 12:00	Mon-Sat 18:00
C8392908 SARS-CoV-2 Antigen (Rapid Test)						
Gargle and mouthwash	MyMagiCon Tube	20 mL	18-24°C	IFT	Mon-Sun	1 hour
Nasopharyngeal Swab	Call the Laboratory	0	2-8°C	IFT		
C8392911 SARS-CoV-2/Influenza (A+ B) Antigen (Rapid Dual Test)						
Nasopharyngeal Swab	Call the Laboratory	0	2-8°C	IMMUNOCHROMATOGRAPHY	Mon-Sun	1 hours

Acibadem Labmed Medical Laboratory is granted fixed and flexible scope accreditation according to TS EN ISO 15189 by TURKAK (AB-0001-TL). Sign (1) shows accredited tests and sign (2) shows tests analyzed in accredited partner laboratory, Labmed Dortmund MVZ. Sign (3) shows tests analyzed in Central Laboratory.

ALPHABETIC TEST LIST

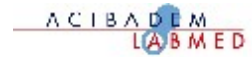


05.02.2024

SPECIMEN TYPE	CONTAINER	VOLUME	TRANSPORT	METHODOLOGY	PERFORMED	REPORTED
C8461407 Second Trimester Down Syndrome Screening Test (Quadruple Test)						
Serum, Frozen	Separator Tube	2 mL	<0°C	CLIA	Mon 08:00 Wed 08:00 Fri 08:00	Wed 18:00 Fri 18:00 Mon 18:00
C8461405 Second Trimester Prenatal Screening Test (Triple Test)						
Serum, Frozen	Separator Tube	2 mL	<0°C	CLIA	Mon 08:00 Tue 08:00 Wed 08:00 Thu 08:00 Fri 08:00	Wed 18:00 Thu 18:00 Fri 18:00 Mon 18:00 Tue 18:00
C8425505 Selenium, RBCs						
Whole Blood (EDTA)	Lavender (EDTA)	2 mL	2-8°C	ICP-MS	Tue 08:00 Wed 08:00 Fri 08:00	Thu 18:00 Fri 18:00 Tue 18:00
C8425501 Selenium (Se)						
Plasma (Heparin)	Sodium Heparin-Royal Blue	2 mL	2-8°C	ICP-MS	Tue 08:00 Wed 08:00 Fri 08:00	Thu 18:00 Fri 18:00 Tue 18:00
C8425504 Selenium (Se)/Creatinine Ratio, Urine Random						
Urine, Random	Plastic Collection Cup	5 mL	2-8°C	ICP-MS	Tue 08:00 Wed 08:00 Fri 08:00	Thu 18:00 Fri 18:00 Tue 18:00
C8426001 Serotonin						
Whole Blood (EDTA)	Lavender (EDTA)	3 mL	2-8°C	LC-MS/MS	Mon 08:00	Tue 18:00
C8426003 Serotonin, Urine (24 hours)						
24-hour Urine	Plastic 24-Hour Urine Container	5 mL	2-8°C	LC-MS/MS	Mon 08:00	Tue 18:00
C8388305 Serum Amyloid A						
Serum	Separator Tube	1 mL	2-8°C	NEPHELOMETRY	Mon-Thu 08:00	1 day 18:00

Acibadem Labmed Medical Laboratory is granted fixed and flexible scope accreditation according to TS EN ISO 15189 by TURKAK (AB-0001-TL). Sign (1) shows accredited tests and sign (2) shows tests analyzed in accredited partner laboratory, Labmed Dortmund MVZ. Sign (3) shows tests analyzed in Central Laboratory.

ALPHABETIC TEST LIST



05.02.2024

SPECIMEN TYPE	CONTAINER	VOLUME	TRANSPORT	METHODOLOGY	PERFORMED	REPORTED
---------------	-----------	--------	-----------	-------------	-----------	----------

C8427001 Sex Hormone Binding Globulin (SHBG)

Serum	Separator Tube	1 mL	2-8°C	ECLIA	Mon 08:00 Thu 08:00	Mon 18:00 Thu 18:00
-------	----------------	------	-------	-------	------------------------	------------------------

C8925620 Sexually Transmitted Disease Panel - 13 Parameters

This panel includes; Chlamydia trachomatis, Mycoplasma genitalium, Neisseria gonorrhoeae, Trichomonas vaginalis, Gardnerella vaginalis, Ureaplasma urealyticum/parvum, Herpes Simplex Virus 1/2, Mycoplasma hominis, HIV Antibody (1-2) + p24 Antigen, Hepatitis B s Antigen (HBsAg), Hepatitis C Antibody (anti-HCV), Syphilis Profile. All sample types defined in the test panel are required.

Serum and Urine (first part of stream)	Separator Tube and Plastic Collection Cup	2 mL	2-8°C		Mon 08:00 Wed 08:00	Tue 18:00 Thu 18:00
--	---	------	-------	--	------------------------	------------------------

C8925621 Sexually Transmitted Disease Panel, Female

This panel includes; Chlamydia trachomatis DNA (PCR), Gonococcus Culture, Culture, Urogenital Ureaplasma/Mycoplasma, Culture, Vaginal. All sample types defined in the test panel are required.

Cervical Swab	Nucliswab	0	2-8°C		Mon-Fri 12:00	4 days 17:00
Urethral Discharge Material	Nucliswab	0	2-8°C			
Urine, Random	Sterile Tube	2 mL	2-8°C			

C8925623 Sexually Transmitted Disease Panel, Male

This panel includes; Chlamydia trachomatis DNA (PCR), Culture, Urogenital Ureaplasma/Mycoplasma, Culture, Urethral Discharge. All sample types defined in the test panel are required.

Cervical Swab	Nucliswab	0	2-8°C		Mon-Fri 12:00	4 days 17:00
Urethral Discharge Material	Nucliswab	0	2-8°C			
Urine, Random	Sterile Tube	2 mL	2-8°C			

C8780229 Sibo Breath Test

Breath	Special Bag	0	18-24°C	Electrochemical and Laser Detection	Mon 09:00 Wed 09:00 Fri 09:00	Wed 18:00 Fri 18:00 Mon 18:00
--------	-------------	---	---------	-------------------------------------	-------------------------------------	-------------------------------------

Breath: Diet and medication restrictions are required before the test. The patient information form is filled in and transferred with samples.

C8378907 Silver, Serum ²

Serum	Plain Tube	2 mL	2-8°C	ICP-MS	Tue 08:00	2 weeks
-------	------------	------	-------	--------	-----------	---------

Serum: Unacceptable Conditions: Separator tubes

C8301842 Silver, Urine (Random)

Urine, Random	Plastic Collection Cup	5 mL	2-8°C	ICP-MS	Thu 08:00	10 days
---------------	------------------------	------	-------	--------	-----------	---------

Urine, Random: The sample should be protected from light.

ALPHABETIC TEST LIST

05.02.2024

SPECIMEN TYPE	CONTAINER	VOLUME	TRANSPORT	METHODOLOGY	PERFORMED	REPORTED
C8429501 Sodium (Na)						
Plasma (Heparin)	Separator Tube + Green	0.5 mL	2-8°C	ISE	Mon-Sat 12:00	Mon-Sat 18:00
Serum	Separator Tube	0.2 mL	2-8°C	ISE		
C8430007 Sodium (Na), Biologic Fluids						
Biologic Fluid	Biologic Fluid Tube	0.2 mL	2-8°C	ISE	Mon-Sat 12:00	Mon-Sat 18:00
C8430006 Sodium (Na), CSF						
CSF	Sterile CSF Tube	0.5 mL	2-8°C	ISE	Mon-Sat 12:00	Mon-Sat 18:00
C8430004 Sodium (Na), Urine (Random)						
Urine, Random	Plastic Collection Cup	0.2 mL	2-8°C	ISE	Mon-Sat 12:00	Mon-Sat 18:00
C8430005 Sodium (Na), Urine (24 hours)						
24-hour Urine	Plastic 24-Hour Urine Container	2 mL	2-8°C	ISE	Mon-Sat 12:00	Mon-Sat 18:00
C8636170 Soluble CD25 Level ²						
CSF, Frozen	Sterile CSF Tube	1 mL	<0°C	LIA	Tue 08:00	1 weeks
Serum, Frozen	Separator Tube	2 mL	<0°C	LIA		
C8446603 Soluble Transferrin Receptor (sTfR)						
Serum	Separator Tube	1 mL	2-8°C	NEPHELOMETRY	Mon 08:00	Wed 18:00
Serum: The sample should be drawn at fasting for at least 8 hours.						
C8430501 Somatomedin-C (IGF-1)						
Serum, Frozen	Separator Tube	1 mL	<0°C	CLIA	Tue 08:00 Thu 08:00	Wed 18:00 Fri 18:00
C8431501 Specific Gravity						
Biologic Fluid	Biologic Fluid Tube	3 mL	2-8°C	MANUAL	Mon-Sat 14:00	Mon-Sat 18:00
C8600310 Specific IgE- Acarus siro (d70)						
Serum	Plain Tube	0.5 mL	2-8°C	RAST	Mon 08:00	Tue 18:00
Serum: Unacceptable conditions: Hemolysis and lipemia						

ALPHABETIC TEST LIST

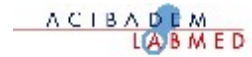


05.02.2024

SPECIMEN TYPE	CONTAINER	VOLUME	TRANSPORT	METHODOLOGY	PERFORMED	REPORTED
C8600328 Specific IgE- Alder Pollen (t2) ²						
Serum	Separator Tube	0.5 mL	2-8°C	CLIA	Mon-Thu 08:00 Fri 08:00	Tue-Fri 18:00 Mon 18:00
C8600377 Specific IgE- Almond (f20)						
Serum	Separator Tube	0.3 mL	2-8°C	CLIA	Mon-Thu 08:00 Fri 08:00	Tue-Fri 18:00 Mon 18:00
C8600385 Specific IgE- Alpha Lactalbumin (f76)						
Serum	Separator Tube	0.3 mL	2-8°C	CLIA	Mon-Thu 08:00 Fri 08:00	Tue-Fri 18:00 Mon 18:00
C8600334 Specific IgE- Alternaria tenuis (A. Alternata) (m6)						
Serum	Separator Tube	0.3 mL	2-8°C	CLIA	Mon-Thu 08:00 Fri 08:00	Tue-Fri 18:00 Mon 18:00
C8600119 Specific IgE- American Beech (t5)						
Serum	Separator Tube	0.3 mL	2-8°C	CLIA	Mon-Thu 08:00 Fri 08:00	Tue-Fri 18:00 Mon 18:00
C8600392 Specific IgE- Amoxicillin (c204)						
Serum	Separator Tube	0.3 mL	2-8°C	CLIA	Mon-Thu 08:00 Fri 08:00	Tue-Fri 18:00 Mon 18:00
C8600391 Specific IgE- Ampicillin (c203)						
Serum	Separator Tube	0.3 mL	2-8°C	CLIA	Mon-Thu 08:00 Fri 08:00	Tue-Fri 18:00 Mon 18:00
C8600152 Specific IgE- Anchovy (f313)						
Serum	Separator Tube	0.3 mL	2-8°C	CLIA	Mon-Thu 08:00 Fri 08:00	Tue-Fri 18:00 Mon 18:00
C8600106 Specific IgE- Apple (f49)						
Serum	Separator Tube	0.3 mL	2-8°C	CLIA	Mon-Thu 08:00 Fri 08:00	Tue-Fri 18:00 Mon 18:00

Acibadem Labmed Medical Laboratory is granted fixed and flexible scope accreditation according to TS EN ISO 15189 by TURKAK (AB-0001-TL). Sign (1) shows accredited tests and sign (2) shows tests analyzed in accredited partner laboratory, Labmed Dortmund MVZ. Sign (3) shows tests analyzed in Central Laboratory.

ALPHABETIC TEST LIST



05.02.2024

SPECIMEN TYPE	CONTAINER	VOLUME	TRANSPORT	METHODOLOGY	PERFORMED	REPORTED
C8600413 Specific IgE- Apricot (f237)						
Serum	Separator Tube	0.5 mL	2-8°C	CLIA	Mon-Thu 08:00 Fri 08:00	Tue-Fri 18:00 Mon 18:00
C8600443 Specific IgE- Articaïne						
Serum	Separator Tube	0.5 mL	2-8°C	RAST	Mon 08:00	Tue 18:00
Serum: Unacceptable conditions: Hemolysis and lipemia						
C8600340 Specific IgE- Ascaris (p1)						
Serum	Separator Tube	0.3 mL	2-8°C	CLIA	Mon-Thu 08:00 Fri 08:00	Tue-Fri 18:00 Mon 18:00
C8600335 Specific IgE- Aspergillus fumigatus (m3)						
Serum	Separator Tube	0.3 mL	2-8°C	CLIA	Mon-Thu 08:00 Fri 08:00	Tue-Fri 18:00 Mon 18:00
C8600414 Specific IgE- Aspirin						
Serum	Separator Tube	0.5 mL	2-8°C	RAST	Mon 08:00	Tue 18:00
Serum: Unacceptable conditions: Hemolysis and lipemia						
C8600371 Specific IgE- Banana (f92)						
Serum	Separator Tube	0.3 mL	2-8°C	CLIA	Mon-Thu 08:00 Fri 08:00	Tue-Fri 18:00 Mon 18:00
C8600426 Specific IgE- Barley (f6)						
Serum	Separator Tube	0.3 mL	2-8°C	CLIA	Mon-Thu 08:00 Fri 08:00	Tue-Fri 18:00 Mon 18:00
C8600419 Specific IgE- Bean (f15)						
Serum	Separator Tube	0.5 mL	2-8°C	RAST	Mon 08:00	Tue 18:00
Serum: Unacceptable conditions: Hemolysis and lipemia						
C8600342 Specific IgE- Bee Venom (i1) ^{1 3}						
Serum	Separator Tube	0.3 mL	2-8°C	CLIA	Mon-Thu 08:00 Fri 08:00	Tue-Fri 18:00 Mon 18:00

Acibadem Labmed Medical Laboratory is granted fixed and flexible scope accreditation according to TS EN ISO 15189 by TURKAK (AB-0001-TL). Sign (1) shows accredited tests and sign (2) shows tests analyzed in accredited partner laboratory, Labmed Dortmund MVZ. Sign (3) shows tests analyzed in Central Laboratory.

ALPHABETIC TEST LIST

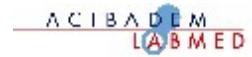


05.02.2024

SPECIMEN TYPE	CONTAINER	VOLUME	TRANSPORT	METHODOLOGY	PERFORMED	REPORTED
C8600114 Specific IgE- Beef, Cooked (f27)						
Serum	Separator Tube	0.3 mL	2-8°C	CLIA	Mon-Thu 08:00 Fri 08:00	Tue-Fri 18:00 Mon 18:00
C8600320 Specific IgE- Bermuda Grass (g2) ²						
Serum	Separator Tube	0.3 mL	2-8°C	CLIA	Mon-Thu 08:00 Fri 08:00	Tue-Fri 18:00 Mon 18:00
C8600386 Specific IgE- Beta Lactoglobulin (f77)						
Serum	Separator Tube	0.3 mL	2-8°C	CLIA	Mon-Thu 08:00 Fri 08:00	Tue-Fri 18:00 Mon 18:00
C8600163 Specific IgE- Black Olive (f342)						
Unacceptable conditions: Hemolysis and lipemia						
Serum	Separator Tube	0.5 mL	2-8°C	RAST	Mon 08:00	Tue 18:00
C8600408 Specific IgE- Black Pepper (f280) ³						
Serum	Separator Tube	1 mL	2-8°C	CLIA	Mon-Thu 08:00 Fri 08:00	Tue-Fri 18:00 Mon 18:00
C8600421 Specific IgE- Blueberry (f288)						
Unacceptable conditions: Hemolysis and lipemia						
Serum	Separator Tube	1 mL	2-8°C	RAST	Mon 08:00	Tue 18:00
C8600369 Specific IgE- Brazil Nut (f18)						
Serum	Separator Tube	0.5 mL	2-8°C	CLIA	Mon-Thu 08:00 Fri 08:00	Tue-Fri 18:00 Mon 18:00
C8600115 Specific IgE- Budgerigar Feathers (e78)						
Serum	Separator Tube	0.3 mL	2-8°C	CLIA	Mon-Thu 08:00 Fri 08:00	Tue-Fri 18:00 Mon 18:00
C8600365 Specific IgE- Cacao (f93)						
Serum	Separator Tube	0.3 mL	2-8°C	CLIA	Mon-Thu 08:00 Fri 08:00	Tue-Fri 18:00 Mon 18:00

Acibadem Labmed Medical Laboratory is granted fixed and flexible scope accreditation according to TS EN ISO 15189 by TURKAK (AB-0001-TL). Sign (1) shows accredited tests and sign (2) shows tests analyzed in accredited partner laboratory, Labmed Dortmund MVZ. Sign (3) shows tests analyzed in Central Laboratory.

ALPHABETIC TEST LIST



05.02.2024

SPECIMEN TYPE	CONTAINER	VOLUME	TRANSPORT	METHODOLOGY	PERFORMED	REPORTED
C8600139 Specific IgE- Cage Bird Feather Mixture (ex72)						
Serum	Separator Tube	0.3 mL	2-8°C	CLIA	Mon-Thu 08:00 Fri 08:00	Tue-Fri 18:00 Mon 18:00
Serum: Mix contains; Budgerigar Feathers (e78), Canary Feathers (e201), Parrot Feathers (e213), Finch Feathers (e214)						
C8600126 Specific IgE- Canary Bird Feathers (e201) ³						
Serum	Separator Tube	0.3 mL	2-8°C	CLIA	Mon-Thu 08:00 Fri 08:00	Tue-Fri 18:00 Mon 18:00
C8600336 Specific IgE- Candida albicans (m5)						
Serum	Separator Tube	0.5 mL	2-8°C	CLIA	Mon-Thu 08:00 Fri 08:00	Tue-Fri 18:00 Mon 18:00
C8600166 Specific IgE- Carrot (f31)						
Serum	Separator Tube	0.3 mL	2-8°C	CLIA	Mon-Thu 08:00 Fri 08:00	Tue-Fri 18:00 Mon 18:00
C8600168 Specific IgE- Casein (f78)						
Serum	Separator Tube	0.3 mL	2-8°C	CLIA	Mon-Thu 08:00 Fri 08:00	Tue-Fri 18:00 Mon 18:00
C8600432 Specific IgE- Cashew (f202)						
Serum	Separator Tube	0.3 mL	2-8°C	CLIA	Mon-Thu 08:00 Fri 08:00	Tue-Fri 18:00 Mon 18:00
C8600311 Specific IgE- Cat Epithelium-Dander (e1)						
Serum	Separator Tube	0.3 mL	2-8°C	CLIA	Mon-Thu 08:00 Fri 08:00	Tue-Fri 18:00 Mon 18:00
C8600130 Specific IgE- Celery (f85)						
Serum	Separator Tube	0.5 mL	2-8°C	CLIA	Mon-Thu 08:00 Fri 08:00	Thu-Fri 18:00 Mon 18:00
C8600160 Specific IgE- Cheddar Cheese (f81)						
Serum	Separator Tube	0.3 mL	2-8°C	CLIA	Mon-Thu 08:00 Fri 08:00	Tue-Fri 18:00 Mon 18:00

Acibadem Labmed Medical Laboratory is granted fixed and flexible scope accreditation according to TS EN ISO 15189 by TURKAK (AB-0001-TL). Sign (1) shows accredited tests and sign (2) shows tests analyzed in accredited partner laboratory, Labmed Dortmund MVZ. Sign (3) shows tests analyzed in Central Laboratory.

ALPHABETIC TEST LIST



05.02.2024

SPECIMEN TYPE	CONTAINER	VOLUME	TRANSPORT	METHODOLOGY	PERFORMED	REPORTED
C8600161 Specific IgE- Cheese, Mld type (f82)						
Serum	Separator Tube	0.5 mL	2-8°C	RAST	Mon 08:00	Tue 18:00
Serum: Unacceptable conditions: Hemolysis and lipemia						
C8600405 Specific IgE- Chestnut (f299)						
Serum	Separator Tube	0.5 mL	2-8°C	CLIA	Mon-Thu 08:00 Fri 08:00	Tue-Fri 18:00 Mon 18:00
C8600116 Specific IgE- Chicken (f83)						
Serum	Separator Tube	0.3 mL	2-8°C	CLIA	Mon-Thu 08:00 Fri 08:00	Tue-Fri 18:00 Mon 18:00
C8600302 Specific IgE- Childrens Food Panel (fx5)						
Serum	Separator Tube	0.3 mL	2-8°C	CLIA	Mon-Thu 08:00 Fri 08:00	Tue-Fri 18:00 Mon 18:00
Serum: Mix contains; - Egg white (f1), - Cow's milk (f2), - Codfish (f3), - Wheat (f4), - Peanut (f13), - Soybean (f14)						
C8600409 Specific IgE- Chili Pepper (f279)						
Serum	Separator Tube	0.3 mL	2-8°C	CLIA	Mon-Thu 08:00 Fri 08:00	Tue-Fri 18:00 Mon 18:00
C8600148 Specific IgE- Chub mackerel (f50) ²						
Serum	Separator Tube	0.3 mL	2-8°C	FEIA	Mon 08:00 Wed 08:00	2 weeks
C8600430 Specific IgE- Ciprofloxacin						
Serum	Separator Tube	0.5 mL	2-8°C	RAST	Mon 08:00	Tue 18:00
Serum: Unacceptable conditions: Hemolysis and lipemia						
C8600337 Specific IgE- Cladosporium herbarum (m2)						
Serum	Separator Tube	0.3 mL	2-8°C	CLIA	Mon-Thu 08:00 Fri 08:00	Tue-Fri 18:00 Mon 18:00

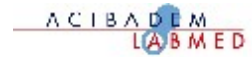
Acibadem Labmed Medical Laboratory is granted fixed and flexible scope accreditation according to TS EN ISO 15189 by TURKAK (AB-0001-TL). Sign (1) shows accredited tests and sign (2) shows tests analyzed in accredited partner laboratory, Labmed Dortmund MVZ. Sign (3) shows tests analyzed in Central Laboratory.

ALPHABETIC TEST LIST

05.02.2024

SPECIMEN TYPE	CONTAINER	VOLUME	TRANSPORT	METHODOLOGY	PERFORMED	REPORTED
C8600103 Specific IgE- Clam (f207)						
Unacceptable conditions: Hemolysis and lipemia						
Serum	Separator Tube	0.3 mL	2-8°C	RAST	Mon 08:00	Tue 18:00
C8600394 Specific IgE- Coconut (f36)						
Serum	Separator Tube	0.3 mL	2-8°C	CLIA	Mon-Thu 08:00 Fri 08:00	Tue-Fri 18:00 Mon 18:00
C8600315 Specific IgE- Codfish (f3)						
Serum	Separator Tube	0.3 mL	2-8°C	CLIA	Mon-Thu 08:00 Fri 08:00	Tue-Fri 18:00 Mon 18:00
C8600153 Specific IgE- Common ragweed (w1)						
Serum	Separator Tube	0.5 mL	2-8°C	RAST	Mon 08:00	Tue 18:00
Serum: Unacceptable conditions: Hemolysis and lipemia						
C8600105 Specific IgE- Common Silver Birch (t3)						
Serum	Separator Tube	0.3 mL	2-8°C	CLIA	Mon-Thu 08:00 Fri 08:00	Tue-Fri 18:00 Mon 18:00
C8600123 Specific IgE- Common wasp (i3)						
Serum	Separator Tube	0.3 mL	2-8°C	CLIA	Mon-Thu 08:00 Fri 08:00	Tue-Fri 18:00 Mon 18:00
C8600155 Specific IgE- Corn (f8)						
Serum	Separator Tube	0.3 mL	2-8°C	CLIA	Mon-Thu 08:00 Fri 08:00	Tue-Fri 18:00 Mon 18:00
C8600128 Specific IgE- Cotton (o1)						
Serum	Separator Tube	0.3 mL	2-8°C	CLIA	Mon-Thu 08:00 Fri 08:00	Tue-Fri 18:00 Mon 18:00
C8600316 Specific IgE- Cow s Milk (f2)						
Serum	Separator Tube	0.3 mL	2-8°C	CLIA	Mon-Thu 08:00 Fri 08:00	Tue-Fri 18:00 Mon 18:00

ALPHABETIC TEST LIST



05.02.2024

SPECIMEN TYPE	CONTAINER	VOLUME	TRANSPORT	METHODOLOGY	PERFORMED	REPORTED
C8600135 Specific IgE- Crab (f23)						
Serum	Separator Tube	0.5 mL	2-8°C	CLIA	Mon-Thu 08:00 Fri 08:00	Tue-Fri 18:00 Mon 18:00
C8600356 Specific IgE- Dermatophagoides farinae (d2)						
Serum	Separator Tube	0.3 mL	2-8°C	CLIA	Mon-Thu 08:00 Fri 08:00	Tue-Fri 18:00 Mon 18:00
C8600355 Specific IgE- Dermatophagoides pteronyssinus (d1)						
Serum	Separator Tube	0.3 mL	2-8°C	CLIA	Mon-Thu 08:00 Fri 08:00	Tue-Fri 18:00 Mon 18:00
C8600387 Specific IgE- Dog Dander (e5)						
Serum	Separator Tube	0.3 mL	2-8°C	CLIA	Mon-Thu 08:00 Fri 08:00	Tue-Fri 18:00 Mon 18:00
C8600313 Specific IgE- Dog Epithelium (e2)						
Serum	Separator Tube	0.3 mL	2-8°C	CLIA	Mon-Thu 08:00 Fri 08:00	Tue-Fri 18:00 Mon 18:00
C8600317 Specific IgE- Egg White (f1)						
Serum	Separator Tube	0.3 mL	2-8°C	CLIA	Mon-Thu 08:00 Fri 08:00	Tue-Fri 18:00 Mon 18:00
C8600373 Specific IgE- Egg Yolk (f75)						
Serum	Separator Tube	0.3 mL	2-8°C	CLIA	Mon-Thu 08:00 Fri 08:00	Tue-Fri 18:00 Mon 18:00
C8600407 Specific IgE- Eggplant (f262)						
Serum	Separator Tube	0.3 mL	2-8°C	CLIA	Mon-Thu 08:00 Fri 08:00	Tue-Fri 18:00 Mon 18:00
C8600303 Specific IgE- Epithelia (ex1)						
Serum	Separator Tube	0.3 mL	2-8°C	CLIA	Mon-Thu 08:00 Fri 08:00	Tue-Fri 18:00 Mon 18:00
Serum: Mix contains; - Cat Dander-Epithelium (e1), - Horse Dander (e3), - Cow Dander (e4), - Dog Dander (e5)						

Acibadem Labmed Medical Laboratory is granted fixed and flexible scope accreditation according to TS EN ISO 15189 by TURKAK (AB-0001-TL). Sign (1) shows accredited tests and sign (2) shows tests analyzed in accredited partner laboratory, Labmed Dortmund MVZ. Sign (3) shows tests analyzed in Central Laboratory.

ALPHABETIC TEST LIST



05.02.2024

SPECIMEN TYPE	CONTAINER	VOLUME	TRANSPORT	METHODOLOGY	PERFORMED	REPORTED
C8600331 Specific IgE- Eucalyptus (t18)						
Serum	Separator Tube	0.5 mL	2-8°C	RAST	Mon 08:00	Tue 18:00
Serum: Unacceptable conditions: Hemolysis and lipemia						
C8600137 Specific IgE- Feathers Mix 1 (ex71)						
Serum	Separator Tube	0.3 mL	2-8°C	CLIA	Mon-Thu 08:00 Fri 08:00	Tue-Fri 18:00 Mon 18:00
Serum: Mix contains; Goose Feathers (e70), Chicken Feathers (e85), Duck Feathers (e86), Turkey Feathers (e89)						
C8600406 Specific IgE- Fig (f328) ³						
Serum	Separator Tube	1 mL	2-8°C	CLIA	Mon 08:00 Thu 08:00 Fri 08:00	Tue 18:00 Fri 18:00 Mon 18:00
C8600157 Specific IgE- Food mix (fx13)						
Serum	Separator Tube	0.3 mL	2-8°C	CLIA	Mon-Thu 08:00 Fri 08:00	Tue-Fri 18:00 Mon 18:00
Serum: Mix contains; Pea (f12), White bean (f15), Carrot (f31), Potato (f35)						
C8600435 Specific IgE- Food mix (fx50)						
Serum	Separator Tube	0.3 mL	2-8°C	CLIA	Mon-Thu 08:00 Fri 08:00	Tue-Fri 18:00 Mon 18:00
Serum: Test contains; - Kiwi (f84), - Mango (f91), - Banana (f92), - Pineapple (f210)						
C8600434 Specific IgE- Food mix (fx73)						
Serum	Separator Tube	0.3 mL	2-8°C	CLIA	Mon-Thu 08:00 Fri 08:00	Tue-Fri 18:00 Mon 18:00
Serum: Test contains; - Pork (f26), - Beef (f27), - Chicken (f83), - Lamb (f88)						
C8600353 Specific IgE- Food Mix 1 (fx1)						
Serum	Separator Tube	0.3 mL	2-8°C	CLIA	Mon-Thu 08:00 Fri 08:00	Tue-Fri 18:00 Mon 18:00
Serum: Mix contains; - Peanut (f13), - Hazelnut (f17), - Brazil nut (f18), - Almond (f20), - Coconut (f36)						

Acibadem Labmed Medical Laboratory is granted fixed and flexible scope accreditation according to TS EN ISO 15189 by TURKAK (AB-0001-TL). Sign (1) shows accredited tests and sign (2) shows tests analyzed in accredited partner laboratory, Labmed Dortmund MVZ. Sign (3) shows tests analyzed in Central Laboratory.

ALPHABETIC TEST LIST

05.02.2024

SPECIMEN TYPE	CONTAINER	VOLUME	TRANSPORT	METHODOLOGY	PERFORMED	REPORTED
C8600360 Specific IgE- Food Mix 2 (fx2)						
Serum	Separator Tube	0.3 mL	2-8°C	CLIA	Mon-Thu 08:00 Fri 08:00	Tue-Fri 18:00 Mon 18:00
Serum: Mix contains; - Codfish (f3), - Shrimp (f24), - Blue Mussel (f37), - Tuna Fish (f40), - Salmon (f41)						
C8600129 Specific IgE- Food Mix 3 (fx3)						
Serum	Separator Tube	0.3 mL	2-8°C	CLIA	Mon-Thu 08:00 Fri 08:00	Tue-Fri 18:00 Mon 18:00
Serum: Mix contains; Wheat (f4), Oat (f7), Corn (f8), Sesame seed (f10), Buchwheat (f11)						
C8600425 Specific IgE- Food Mix 6 (fx6)						
Serum	Separator Tube	0.3 mL	2-8°C	CLIA	Mon-Thu 08:00 Fri 08:00	Tue-Fri 18:00 Mon 18:00
Serum: Test contains; Wheat (f4), Rice (f9), Sesame (f10), Buckwheat (f11), Soy Bean (f14)						
C8600400 Specific IgE- Gelatine (c74) ³						
Serum	Separator Tube	0.3 mL	2-8°C	EIA	Mon-Thu 08:00 Fri 08:00	Tue-Fri 18:00 Mon 18:00
C8600125 Specific IgE- Gerbil Epithelium (e20) ²						
Serum	Separator Tube	0.3 mL	2-8°C	FEIA	Mon 08:00 Wed 08:00	2 weeks
C8600343 Specific IgE- German Cockroach (i6)						
Serum	Separator Tube	0.3 mL	2-8°C	CLIA	Mon-Thu 08:00 Fri 08:00	Tue-Fri 18:00 Mon 18:00
C8600134 Specific IgE- Gluten (Gliadin) (f79)						
Serum	Separator Tube	0.3 mL	2-8°C	CLIA	Mon-Thu 08:00 Fri 08:00	Tue-Fri 18:00 Mon 18:00
C8600374 Specific IgE- Goat s Milk (f409)						
Serum	Separator Tube	0.3 mL	2-8°C	CLIA	Mon-Thu 08:00 Fri 08:00	Tue-Fri 18:00 Mon 18:00

ALPHABETIC TEST LIST



05.02.2024

SPECIMEN TYPE	CONTAINER	VOLUME	TRANSPORT	METHODOLOGY	PERFORMED	REPORTED
C8600165 Specific IgE- Grape (f259)						
Serum	Separator Tube	0.3 mL	2-8°C	CLIA	Mon-Thu 08:00 Fri 08:00	Tue-Fri 18:00 Mon 18:00
C8600131 Specific IgE- Grass mix 1 (gx1)						
Serum	Separator Tube	0.3 mL	2-8°C	CLIA	Mon-Thu 08:00 Fri 08:00	Tue-Fri 18:00 Mon 18:00
Serum: Mix contains; - Orchard Grass (g3), - Meadow Fescue (g4), - Perennial Rye Grass (g5), - Timothy Grass (g6), - June Grass (g8)						
C8600136 Specific IgE- Grass mix 2 (gx2)						
Serum	Separator Tube	0.3 mL	2-8°C	CLIA	Mon-Thu 08:00 Fri 08:00	Tue-Fri 18:00 Mon 18:00
Serum: Mix contains; - Bermuda Grass (g2), - Perennial Rye Grass (g5), - Timothy Grass (g6), - June Grass (g8), - Johnson Grass (g10), - Bahia Grass (g17)						
C8600361 Specific IgE- Grass mix 3 (gx3)						
Serum	Separator Tube	0.3 mL	2-8°C	CLIA	Mon-Thu 08:00 Fri 08:00	Tue-Fri 18:00 Mon 18:00
Serum: Mix contains; Sweet Vernal Grass (g1), Perennial Rye Grass (g5), Timothy Grass (g6), Cultivated Rye Grass (g12), Velvet Grass (g13)						
C8600332 Specific IgE- Hazel Pollen (t4)						
Serum	Separator Tube	0.3 mL	2-8°C	CLIA	Mon-Thu 08:00 Fri 08:00	Tue-Fri 18:00 Mon 18:00
C8600348 Specific IgE- Hazelnut (f17)						
Serum	Separator Tube	0.3 mL	2-8°C	CLIA	Mon-Thu 08:00 Fri 08:00	Tue-Fri 18:00 Mon 18:00
C8600372 Specific IgE- Honey (f247)						
Serum	Separator Tube	0.3 mL	2-8°C	CLIA	Mon-Thu 08:00 Fri 08:00	Tue-Fri 18:00 Mon 18:00
C8600388 Specific IgE- Horse Dander (e3)						
Serum	Separator Tube	0.5 mL	2-8°C	CLIA	Mon-Thu 08:00 Fri 08:00	Tue-Fri 18:00 Mon 18:00

Acibadem Labmed Medical Laboratory is granted fixed and flexible scope accreditation according to TS EN ISO 15189 by TURKAK (AB-0001-TL). Sign (1) shows accredited tests and sign (2) shows tests analyzed in accredited partner laboratory, Labmed Dortmund MVZ. Sign (3) shows tests analyzed in Central Laboratory.

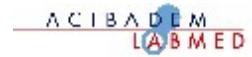
ALPHABETIC TEST LIST

05.02.2024

SPECIMEN TYPE	CONTAINER	VOLUME	TRANSPORT	METHODOLOGY	PERFORMED	REPORTED
C8600366 Specific IgE- House Dust Greer (h1)						
Serum	Separator Tube	0.3 mL	2-8°C	CLIA	Mon-Thu 08:00 Fri 08:00	Tue-Fri 18:00 Mon 18:00
C8780205 Specific IgE- House Dust, Japan (h6)						
Serum	Separator Tube	0.3 mL	2-8°C	CLIA	Mon-Thu 08:00 Fri 08:00	Tue-Fri 18:00 Mon 18:00
C8600404 Specific IgE- House Dust Mix (hx1)						
Serum	Separator Tube	0.3 mL	2-8°C	CLIA	Mon-Thu 08:00 Fri 08:00	Tue-Fri 18:00 Mon 18:00
Serum: Mix contains; House Dust Greer (h1), Dermatophagoides pteronyssinus (d1), Dermatophagoides farinae (d2), German Cockroach (i6)						
C8600415 Specific IgE- Ibuprofen						
Serum	Separator Tube	0.5 mL	2-8°C	RAST	Mon 08:00	Tue 18:00
Serum: Unacceptable conditions: Hemolysis and lipemia						
C8600156 Specific IgE- Inhalant Allergens						
Serum	Separator Tube	0.3 mL	2-8°C	CLIA	Mon-Thu 12:00 Fri 12:00	Tue-Fri 18:00 Mon 18:00
Serum: Mix contains; Dermatophagoides Pteronyssinus (d1), Cat Epithelium-Dander (e1), Dog dander (e5), Bermuda Grass (g2), Timothy Grass (g6), Penicillium notatum (m1), Alternaria Tenuis (m6), Birch (t3), Japanese Ceddar (t17), Common Ragweed (w1), English Plantain (w9), Parietaria officinalis (w19)						
C8600149 Specific IgE- Jack Mackerel, Scad (f60) ²						
Serum	Separator Tube	0.5 mL	2-8°C	CLIA	Mon-Thu 08:00 Fri 08:00	Tue-Fri 18:00 Mon 18:00
C8600389 Specific IgE- Kiwi (f84)						
Serum	Separator Tube	0.3 mL	2-8°C	CLIA	Mon-Thu 08:00 Fri 08:00	Tue-Fri 18:00 Mon 18:00
C8600162 Specific IgE- Lamb (f88)						
Serum	Separator Tube	0.3 mL	2-8°C	CLIA	Mon-Thu 08:00 Fri 08:00	Tue-Fri 18:00 Mon 18:00
C8600375 Specific IgE- Latex (k82)						
Serum	Separator Tube	0.3 mL	2-8°C	CLIA	Mon-Thu 08:00 Fri 08:00	Tue-Fri 18:00 Mon 18:00

Acibadem Labmed Medical Laboratory is granted fixed and flexible scope accreditation according to TS EN ISO 15189 by TURKAK (AB-0001-TL). Sign (1) shows accredited tests and sign (2) shows tests analyzed in accredited partner laboratory, Labmed Dortmund MVZ. Sign (3) shows tests analyzed in Central Laboratory.

ALPHABETIC TEST LIST



05.02.2024

SPECIMEN TYPE	CONTAINER	VOLUME	TRANSPORT	METHODOLOGY	PERFORMED	REPORTED
C8600427 Specific IgE- Lentil (f235)						
Serum	Separator Tube	0.3 mL	2-8°C	CLIA	Mon-Thu 08:00 Fri 08:00	Tue-Fri 18:00 Mon 18:00
C8600439 Specific IgE- Lidocaine						
Serum	Separator Tube	0.5 mL	2-8°C	RAST	Mon 08:00	Tue 18:00
Serum: Unacceptable conditions: Hemolysis and lipemia						
C8600150 Specific IgE- Mackerel (f206)						
Serum	Separator Tube	0.5 mL	2-8°C	RAST	Mon 08:00	Tue 18:00
Serum: Unacceptable conditions: Hemolysis and lipemia						
C8600325 Specific IgE- Melon (f87)						
Serum	Separator Tube	0.5 mL	2-8°C	CLIA	Mon-Thu 08:00 Fri 08:00	Tue-Fri 18:00 Mon 18:00
C8600304 Specific IgE- Mold mix 1 (mx1)						
Serum	Separator Tube	0.3 mL	2-8°C	CLIA	Mon-Thu 08:00 Fri 08:00	Tue-Fri 18:00 Mon 18:00
Serum: Mix contains; - Penicillium notatum (m1), - Cladosporium herbarum (m2), - Aspergillus fumigatus (m3), - Candida albicans (m5), - Alternaria tenuis (m6)						
C8600121 Specific IgE- Mosquito (i71)						
Serum	Separator Tube	0.3 mL	2-8°C	CLIA	Mon-Thu 08:00 Fri 08:00	Tue-Fri 18:00 Mon 18:00
C8600132 Specific IgE- Mushroom (f212)						
Unacceptable conditions: Hemolysis and lipemia						
Serum	Separator Tube	0.3 mL	2-8°C	RAST	Mon 08:00	Tue 18:00
C8600403 Specific IgE- Naproxen						
Serum	Separator Tube	0.5 mL	2-8°C	RAST	Mon 08:00	Tue 18:00
Serum: One tablet of Naproxen that patient takes should be sent with serum sample. Unacceptable conditions: Hemolysis and lipemia						
C8600124 Specific IgE- Oak (t7)						
Serum	Separator Tube	0.5 mL	2-8°C	CLIA	Mon-Thu 08:00 Fri 08:00	Tue-Fri 18:00 Mon 18:00

Acibadem Labmed Medical Laboratory is granted fixed and flexible scope accreditation according to TS EN ISO 15189 by TURKAK (AB-0001-TL). Sign (1) shows accredited tests and sign (2) shows tests analyzed in accredited partner laboratory, Labmed Dortmund MVZ. Sign (3) shows tests analyzed in Central Laboratory.

ALPHABETIC TEST LIST



05.02.2024

SPECIMEN TYPE	CONTAINER	VOLUME	TRANSPORT	METHODOLOGY	PERFORMED	REPORTED
C8600318 Specific IgE- Oat Flour (f7)						
Serum	Separator Tube	0.3 mL	2-8°C	CLIA	Mon-Thu 08:00 Fri 08:00	Tue-Fri 18:00 Mon 18:00
C8600333 Specific IgE- Olive Pollen (t9)						
Serum	Separator Tube	0.3 mL	2-8°C	CLIA	Mon-Thu 08:00 Fri 08:00	Tue-Fri 18:00 Mon 18:00
C8600384 Specific IgE- Onion (f48)						
Serum	Separator Tube	0.3 mL	2-8°C	CLIA	Mon-Thu 08:00 Fri 08:00	Tue-Fri 18:00 Mon 18:00
C8600351 Specific IgE- Orange (f33)						
Serum	Separator Tube	0.3 mL	2-8°C	CLIA	Mon-Thu 08:00 Fri 08:00	Tue-Fri 18:00 Mon 18:00
C8600378 Specific IgE- Ovalbumin (f232)						
Serum	Separator Tube	0.3 mL	2-8°C	CLIA	Mon-Thu 08:00 Fri 08:00	Tue-Fri 18:00 Mon 18:00
C8600410 Specific IgE- Paper wasp (i4)						
Serum	Separator Tube	0.5 mL	2-8°C	RAST	Mon 08:00	Tue 18:00
Serum: Unacceptable conditions: Hemolysis and lipemia						
C8600411 Specific IgE- Paracetamol						
Serum	Separator Tube	0.5 mL	2-8°C	RAST	Mon 08:00	Tue 18:00
Serum: Unacceptable conditions: Hemolysis and lipemia						
C8600158 Specific IgE- Parietaria judacia (w21)						
Unacceptable conditions: Hemolysis and lipemia						
Serum	Separator Tube	0.5 mL	2-8°C	RAST	Mon 08:00	Tue 18:00
C8600107 Specific IgE- Peach (f95)						
Serum	Separator Tube	0.3 mL	2-8°C	CLIA	Mon-Thu 08:00 Fri 08:00	Tue-Fri 18:00 Mon 18:00

Acibadem Labmed Medical Laboratory is granted fixed and flexible scope accreditation according to TS EN ISO 15189 by TURKAK (AB-0001-TL). Sign (1) shows accredited tests and sign (2) shows tests analyzed in accredited partner laboratory, Labmed Dortmund MVZ. Sign (3) shows tests analyzed in Central Laboratory.

ALPHABETIC TEST LIST



05.02.2024

SPECIMEN TYPE	CONTAINER	VOLUME	TRANSPORT	METHODOLOGY	PERFORMED	REPORTED
C8600346 Specific IgE- Peanut (f13)						
Serum	Separator Tube	0.3 mL	2-8°C	CLIA	Mon-Thu 08:00 Fri 08:00	Tue-Fri 18:00 Mon 18:00
C8600359 Specific IgE- Pear (f94)						
Serum	Separator Tube	0.5 mL	2-8°C	CLIA	Mon-Thu 08:00 Fri 08:00	Tue-Fri 18:00 Mon 18:00
C8600154 Specific IgE- Pediatric Phadiatop						
Serum	Separator Tube	0.3 mL	2-8°C	CLIA	Mon-Thu 08:00 Fri 08:00	Tue-Fri 18:00 Mon 18:00
Serum: Mix contains; Egg White (f1), Cow's Milk (f2), Peanut (f13), Dermatophagoides pteronyssinus (d1), Dog Dander (e5), Cat Epithelium-Dander (e1), Grass mix 3 (gx3: g1, g5, g6, g12, g13), Tree mix 9 (tx9: t2, t3, t4, t7, t12), Weed mix 3 (wx3: w6, w9, w10, w12, w20)						
C8600308 Specific IgE- Penicillin G (c1)						
Serum	Separator Tube	1 mL	2-8°C	CLIA	Mon-Thu 08:00 Fri 08:00	Tue-Fri 18:00 Mon 18:00
C8600309 Specific IgE- Penicillin V (c2)						
Serum	Separator Tube	0.3 mL	2-8°C	CLIA	Mon-Thu 08:00 Fri 08:00	Tue-Fri 18:00 Mon 18:00
C8600339 Specific IgE- Penicillium notatum (m1)						
Serum	Separator Tube	0.5 mL	2-8°C	CLIA	Mon-Thu 08:00 Fri 08:00	Tue-Fri 18:00 Mon 18:00
C8600164 Specific IgE- Pistachio (f203)						
Serum	Separator Tube	0.3 mL	2-8°C	CLIA	Mon-Thu 08:00 Fri 08:00	Tue-Fri 18:00 Mon 18:00
C8600120 Specific IgE- Plantain (w9)						
Serum	Separator Tube	0.5 mL	2-8°C	RAST	Mon 08:00	Tue 18:00
Serum: Unacceptable conditions: Hemolysis and lipemia						
C8600420 Specific IgE- Plum (f255)						
Unacceptable conditions: Hemolysis and lipemia						
Serum	Separator Tube	1 mL	2-8°C	RAST	Mon 08:00	Tue 18:00

Acibadem Labmed Medical Laboratory is granted fixed and flexible scope accreditation according to TS EN ISO 15189 by TURKAK (AB-0001-TL). Sign (1) shows accredited tests and sign (2) shows tests analyzed in accredited partner laboratory, Labmed Dortmund MVZ. Sign (3) shows tests analyzed in Central Laboratory.

ALPHABETIC TEST LIST



05.02.2024

SPECIMEN TYPE	CONTAINER	VOLUME	TRANSPORT	METHODOLOGY	PERFORMED	REPORTED
C8600140 Specific IgE- Pollens and Molds (pax3)						
Serum	Separator Tube	0.3 mL	2-8°C	CLIA	Mon-Thu 12:00 Fri 12:00	Tue-Fri 18:00 Mon 18:00
Serum: Mix contains; Aspergillus fumigatus (m3), Alternaria tenuis (m6), Cultivated rye grass (g12), Cultivated wheat grass (g15)						
C8600397 Specific IgE- Pork (f26)						
Serum	Separator Tube	0.5 mL	2-8°C	RAST	Mon 08:00	Tue 18:00
Serum: Unacceptable conditions: Hemolysis and lipemia						
C8600159 Specific IgE- Potato (f35)						
Serum	Separator Tube	0.3 mL	2-8°C	CLIA	Mon-Thu 08:00 Fri 08:00	Tue-Fri 18:00 Mon 18:00
C8600376 Specific IgE- Rice (f9)						
Serum	Separator Tube	0.3 mL	2-8°C	CLIA	Mon-Thu 08:00 Fri 08:00	Tue-Fri 18:00 Mon 18:00
C8600345 Specific IgE- Rye Flour (f5)						
Serum	Separator Tube	0.3 mL	2-8°C	CLIA	Mon-Thu 08:00 Fri 08:00	Tue-Fri 18:00 Mon 18:00
C8600323 Specific IgE- Rye Grass (g5)						
Serum	Separator Tube	0.5 mL	2-8°C	RAST	Mon 08:00	Tue 18:00
Serum: Unacceptable conditions: Hemolysis and lipemia						
C8600138 Specific IgE- Rye (g12)						
Serum	Separator Tube	0.3 mL	2-8°C	CLIA	Mon-Thu 08:00 Fri 08:00	Tue-Fri 18:00 Mon 18:00
C8600104 Specific IgE- Salmon (f41)						
Serum	Separator Tube	0.3 mL	2-8°C	CLIA	Mon-Thu 08:00 Fri 08:00	Tue-Fri 18:00 Mon 18:00
C8600151 Specific IgE- Sardine (f308)						
Serum	Separator Tube	0.5 mL	2-8°C	CLIA	Mon-Thu 08:00 Fri 08:00	Tue-Fri 18:00 Mon 18:00

Acibadem Labmed Medical Laboratory is granted fixed and flexible scope accreditation according to TS EN ISO 15189 by TURKAK (AB-0001-TL). Sign (1) shows accredited tests and sign (2) shows tests analyzed in accredited partner laboratory, Labmed Dortmund MVZ. Sign (3) shows tests analyzed in Central Laboratory.

ALPHABETIC TEST LIST



05.02.2024

SPECIMEN TYPE	CONTAINER	VOLUME	TRANSPORT	METHODOLOGY	PERFORMED	REPORTED
C8600445 Specific IgE- Sesame (f10)						
Serum	Separator Tube	0.3 mL	2-8°C	CLIA	Mon-Thu 08:00 Fri 08:00	Tue-Fri 18:00 Mon 18:00
C8600349 Specific IgE- Shrimp (f24)						
Serum	Separator Tube	0.3 mL	2-8°C	CLIA	Mon-Thu 08:00 Fri 08:00	Tue-Fri 18:00 Mon 18:00
C8600428 Specific IgE- Sole (f337)						
Serum	Separator Tube	0.5 mL	2-8°C	CLIA	Mon-Thu 08:00 Fri 08:00	Tue-Fri 18:00 Mon 18:00
C8600347 Specific IgE- Soya Bean (f14)						
Serum	Separator Tube	0.3 mL	2-8°C	CLIA	Mon-Thu 08:00 Fri 08:00	Tue-Fri 18:00 Mon 18:00
C8600133 Specific IgE- Spinach (f214)						
Serum	Separator Tube	0.3 mL	2-8°C	CLIA	Mon-Thu 08:00 Fri 08:00	Tue-Fri 18:00 Mon 18:00
C8600370 Specific IgE- Strawberry (f44)						
Serum	Separator Tube	0.3 mL	2-8°C	CLIA	Mon-Thu 08:00 Fri 08:00	Tue-Fri 18:00 Mon 18:00
C8600117 Specific IgE- Sweet Vernal Grass (g1)						
Serum	Separator Tube	0.5 mL	2-8°C	RAST	Mon 08:00	Tue 18:00
Serum: Unacceptable conditions: Hemolysis and lipemia						
C8600324 Specific IgE- Timothy Grass (g6)						
Serum	Separator Tube	0.3 mL	2-8°C	CLIA	Mon-Thu 08:00 Fri 08:00	Tue-Fri 18:00 Mon 18:00
C8600350 Specific IgE- Tomato (f25)						
Serum	Separator Tube	0.3 mL	2-8°C	CLIA	Mon-Thu 08:00 Fri 08:00	Tue-Fri 18:00 Mon 18:00

Acibadem Labmed Medical Laboratory is granted fixed and flexible scope accreditation according to TS EN ISO 15189 by TURKAK (AB-0001-TL). Sign (1) shows accredited tests and sign (2) shows tests analyzed in accredited partner laboratory, Labmed Dortmund MVZ. Sign (3) shows tests analyzed in Central Laboratory.

ALPHABETIC TEST LIST



05.02.2024

SPECIMEN TYPE	CONTAINER	VOLUME	TRANSPORT	METHODOLOGY	PERFORMED	REPORTED
C8600145 Specific IgE- Tree Mix (tx7)						
Serum	Separator Tube	0.3 mL	2-8°C	CLIA	Mon-Thu 08:00 Fri 08:00	Tue-Fri 18:00 Mon 18:00
Serum: Mix contains; Olive (t9), Willow (t12), White Pine (t16), Eucalyptus (t18), Acacia (t19), Melaleuca (t21)						
C8600305 Specific IgE- Tree Mix 1 (tx1)						
Serum	Separator Tube	0.3 mL	2-8°C	CLIA	Mon-Thu 08:00 Fri 08:00	Tue-Fri 18:00 Mon 18:00
Serum: Mix contains; - Maple (t1), - Birch (t3), - Oak (t7), - Elm (t8), - Walnut (t10)						
C8600108 Specific IgE- Tree Mix 2 (tx2)						
Serum	Separator Tube	0.3 mL	2-8°C	CLIA	Mon-Thu 08:00 Fri 08:00	Tue-Fri 18:00 Mon 18:00
Serum: Mix contains; Maple (t1), Oak (t7), Elm (t8), Cottonwood (t14), Pecan (t22)						
C8600109 Specific IgE- Tree Mix 9 (tx9)						
Serum	Separator Tube	0.3 mL	2-8°C	CLIA	Mon-Thu 08:00 Fri 08:00	Tue-Fri 18:00 Mon 18:00
Serum: Mix contains; - Alder (t2), - Birch (t3), - Hazelnut (t4), - Oak (t7), - Willow (t12)						
C8600147 Specific IgE- Trout (f204)						
Serum	Separator Tube	0.3 mL	2-8°C	CLIA	Mon-Thu 08:00 Fri 08:00	Tue-Fri 18:00 Mon 18:00
C8600102 Specific IgE- Tuna (f40) ²						
Serum	Separator Tube	0.3 mL	2-8°C	CLIA	Mon-Thu 08:00 Fri 08:00	Tue-Fri 18:00 Mon 18:00
C8600398 Specific IgE- Turkey Meat (f284)						
Serum	Separator Tube	1 mL	2-8°C	CLIA	Mon-Thu 08:00 Fri 08:00	Tue-Fri 18:00 Mon 18:00
C8600418 Specific IgE- Vanilla (f234)						
Serum	Separator Tube	0.5 mL	2-8°C	CLIA	Mon-Thu 08:00 Fri 08:00	Tue-Fri 18:00 Mon 18:00

Acibadem Labmed Medical Laboratory is granted fixed and flexible scope accreditation according to TS EN ISO 15189 by TURKAK (AB-0001-TL). Sign (1) shows accredited tests and sign (2) shows tests analyzed in accredited partner laboratory, Labmed Dortmund MVZ. Sign (3) shows tests analyzed in Central Laboratory.

ALPHABETIC TEST LIST



05.02.2024

SPECIMEN TYPE	CONTAINER	VOLUME	TRANSPORT	METHODOLOGY	PERFORMED	REPORTED
C8600417 Specific IgE- Walnut (f256)						
Serum	Separator Tube	0.3 mL	2-8°C	CLIA	Mon-Thu 08:00 Fri 08:00	Tue-Fri 18:00 Mon 18:00
C8600395 Specific IgE- Weed Mix 1						
Serum	Separator Tube	0.3 mL	2-8°C	CLIA	Mon-Thu 08:00 Fri 08:00	Tue-Fri 18:00 Mon 18:00
Serum: Mix contains; Common Ragweed (Ambrosia elitor) (w1), Mugwort (w6), English Plantain (w9), Lamb's Quarters (w10), Russian Thistle (w11)						
C8600144 Specific IgE- Weed Mix 3						
Serum	Separator Tube	0.3 mL	2-8°C	CLIA	Mon-Thu 08:00 Fri 08:00	Tue-Fri 18:00 Mon 18:00
Serum: Mix contains; Mugwort (w6), English Plantain (w9), Lamb s Quarters (w10), Goldenrod (w12), Nettle (w20)						
C8600396 Specific IgE- Weed Mix 5						
Serum	Separator Tube	0.3 mL	2-8°C	CLIA	Mon-Thu 08:00 Fri 08:00	Tue-Fri 18:00 Mon 18:00
Serum: Mix contains; Common Ragweed (Ambrosia elitor) (w1), Mugwort (w6), Ox-eye Daisy (w7), Dandelion (w8), Goldenrod (w12)						
C8600319 Specific IgE- Wheat Flour (f4)						
Serum	Separator Tube	0.3 mL	2-8°C	CLIA	Mon-Thu 08:00 Fri 08:00	Tue-Fri 18:00 Mon 18:00
C8600399 Specific IgE- Wheat Pollen (g15)						
Serum	Separator Tube	0.3 mL	2-8°C	CLIA	Mon-Thu 08:00 Fri 08:00	Tue-Fri 18:00 Mon 18:00
C8600173 Specific IgE- Wool (k20)						
Serum	Separator Tube	0.3 mL	2-8°C	CLIA	Mon-Thu 08:00 Fri 08:00	Tue-Fri 18:00 Mon 18:00
C8600208 Specific IgE-Flours Mix 129 Panel						
Test panel include; Specific IgE- Wheat Flour (f4), Specific IgE- Rye Flour (f5), Specific IgE- Barley (f6), Specific IgE- Oat Flour (f7), Specific IgE- Corn (f8), Specific IgE- Soya Bean (f14), Specific IgE- Gluten (Gliadin) (f79). Unacceptable conditions: Hemolysis and lipemia						
Serum	Separator Tube	0.5 mL	2-8°C	RAST	Mon 08:00	Tue 18:00
C8600207 Specific IgE-Flours Mix 14 Panel						
Unacceptable conditions: Hemolysis and lipemia						
Serum	Separator Tube	0.5 mL	2-8°C	RAST	Mon 08:00	Tue 18:00

Acibadem Labmed Medical Laboratory is granted fixed and flexible scope accreditation according to TS EN ISO 15189 by TURKAK (AB-0001-TL). Sign (1) shows accredited tests and sign (2) shows tests analyzed in accredited partner laboratory, Labmed Dortmund MVZ. Sign (3) shows tests analyzed in Central Laboratory.

ALPHABETIC TEST LIST



05.02.2024

SPECIMEN TYPE	CONTAINER	VOLUME	TRANSPORT	METHODOLOGY	PERFORMED	REPORTED
C8600206 Specific IgE-Flours Mix 2 Panel						
This panel includes: Specific IgE- Wheat Flour (f4), Specific IgE- Rye Flour (f5), Specific IgE- Oat Flour (f7), Specific IgE- Gluten (Gliadin) (f79). Unacceptable conditions: Hemolysis and lipemia						
Serum	Separator Tube	0.5 mL	2-8°C	RAST	Mon 08:00	Tue 18:00
C8932502 Sperm Antikoru, IgA ²						
Serum	Separator Tube	0.3 ml	2-8°C	EIA	Tue 08:00	10 days
C8412008 Spesific IgE-Food Mix (fx15)						
Serum	Separator Tube	0.3 mL	2-8°C	CLIA	Mon-Thu 08:00 Fri 08:00	Tue-Fri 18:00 Mon 18:00
Serum: Mix contains; -Banana(f92) -Orange(f33) -Apple(f49) -Peach(f95)						
C8600205 Spesific IgE-Tree Mix (tx4)						
Serum	Separator Tube	0.3 mL	2-8°C	CLIA	Mon-Thu 08:00 Fri 08:00	Tue-Fri 18:00 Mon 18:00
Serum: Mix contains; -Oak(t7) -Elm(t8) -Sycamore(t11) -Willow(t12)						
C8392107 Spesific IgG, Lung Aspergillois ²						
Serum	Separator Tube	2 mL	2-8°C	RIA	Tue 08:00	1 weeks
Serum: Test contains: -Aspergillus flavus, -Aspergillus fumigatus, -Aspergillus niger, -Aspergillus terreus						
C8601398 Spesifik IgE- Green Olive (f223)						
Serum	Separator Tube	0.5 mL	2-8°C	CLIA	Mon-Thu 08:00 Fri 08:00	Tue-Fri 18:00 Mon 18:00
C8600449 Spesifik IgE Avocado (f96)						
Serum	Separator Tube	0.5 mL	2-8°C	CLIA	Mon-Thu 08:00 Fri 08:00	Tue-Fri 18:00 Mon 18:00

Acibadem Labmed Medical Laboratory is granted fixed and flexible scope accreditation according to TS EN ISO 15189 by TURKAK (AB-0001-TL). Sign (1) shows accredited tests and sign (2) shows tests analyzed in accredited partner laboratory, Labmed Dortmund MVZ. Sign (3) shows tests analyzed in Central Laboratory.

ALPHABETIC TEST LIST



05.02.2024

SPECIMEN TYPE	CONTAINER	VOLUME	TRANSPORT	METHODOLOGY	PERFORMED	REPORTED
C8600448 Spesifik IgE Buckwheat (f11)						
Serum	Separator Tube	0.5 mL	2-8°C	CLIA	Mon-Thu 08:00 Fri 08:00	Tue-Fri 18:00 Mon 18:00
C8600456 Spesifik IgE Chocolate (f105)						
Serum	Separator Tube	0.5 mL	2-8°C	CLIA	Mon-Thu 08:00 Fri 08:00	Tue-Fri 18:00 Mon 18:00
C8301839 s-Phenylmercapturic Acid						
There is no need for light protection						
Urine, Random	Plastic Collection Cup	3 mL	2-8°C	LC-MS/MS	Mon-Fri 08:00	10 days
C8265705 Sphingomyelinase, Leucocyte						
Whole Blood (ACD)	ACD-Yellow Top	8 mL	2-8°C	FLUOROMETRY	Thu 08:00	Tue 18:00
Whole Blood (EDTA)	Lavender (EDTA)	8 mL	2-8°C	FLUOROMETRY		
Whole Blood (ACD): Collect specimen weekdays. Specimen should be collected and packaged as close to shipping time as possible. Gross hemolyzed specimens are not admitted.						
C8271002 Steatocrit, Stool						
Stool	Plastic Collection Cup	10 gr	2-8°C	MANUAL	Tue 08:00 Thu 08:00	Wed 18:00 Fri 18:00
C8235505 Stone Analysis, Urinary System (FTIR)						
Calculi	Plastic Collection Cup	1 gr	18-24°C	FTIR	Tue 08:00 Fri 08:00	Fri 18:00 Tue 18:00
Calculi: The location of the stone in the urinary system should be indicated. Wet or bloody stone samples are dried 48-72 hours before analysis.						
C8788001 Streptococcus (Group A) Determination, Rapid Test						
Throat Swab	Dacron/ Rayon Swab	0	18-24°C	IA	Mon-Sat 12:00	Mon-Sat 18:00
C8660910 Streptococcus pneumoniae Antibody, IgG³						
Serum, Frozen	Separator Tube	1 mL	<0°C	ELISA	Tue 08:00	2 weeks

Acibadem Labmed Medical Laboratory is granted fixed and flexible scope accreditation according to TS EN ISO 15189 by TURKAK (AB-0001-TL). Sign (1) shows accredited tests and sign (2) shows tests analyzed in accredited partner laboratory, Labmed Dortmund MVZ. Sign (3) shows tests analyzed in Central Laboratory.

ALPHABETIC TEST LIST

05.02.2024

SPECIMEN TYPE	CONTAINER	VOLUME	TRANSPORT	METHODOLOGY	PERFORMED	REPORTED
C8789902 Streptococcus pneumoniae Antigen						
CSF	Biologic Fluid Tube	2 mL	2-8°C	IMMUNOCHROMATOGRAPHY	Mon-Fri 08:00 Sat 08:00	Tue-Sat 18:00 Mon 18:00
Urine, Random	Plastic Collection Cup	5 mL	2-8°C	IMMUNOCHROMATOGRAPHY		
C8249100 Succinylacetone, Filter Piper ^{1 3}						
Capillary Blood	Filter Paper	0	18-24°C	LC-MS/MS	Tue 08:00	Thu 18:00
<p>Capillary Blood: Capillary blood should be collected by heel-prick from infants aged between 0-6 months. For patients older than 1 year, it is preferred to collect samples from hand fingers. For children aged between 6 m-1 y according to the weight, collection area can be either heel (<10 kg) or hand (>10kg). Blood should be impregnated to fill the whole marked area on sample cards. For the heel-prick samples heel sides should be selected. After obtaining the sample, screening cards should be dried in a horizontal position for 2-3 hours at room temperature avoiding heat or direct sunlight.</p>						
C8249106 Succinylacetone/Creatinine Ratio, Urine random ^{1 3}						
Urine, Random, Frozen	Plastic Collection Cup	5 mL	<0°C	GC-MS	Tue 08:00 Thu 08:00 Sat 08:00	Mon 18:00 Wed 18:00 Fri 18:00
Urine, Random, Frozen: Freeze ASAP						
C8439202 Sulphite, Urine						
A fresh urine specimen is essential for this test. Sample should be transferred to the laboratory immediately.						
Urine	Plastic Collection Cup	5 mL	2-8°C	MANUAL	Mon-Fri 12:00	Mon-Fri 18:00
C8661106 Synovial Fluid Panel						
Test contains; AFB Examination and Tuberculosis Culture, Culture, Aerobic (All Sample Types), Cell Count, Biologic Fluids, Microscopic Examination, Uric acid Crystal. All sample types defined in the test panel are required.						
Biologic Fluid	Biologic Fluid Tube	10 mL	2-8°C		Mon-Fri 12:00	54 days 18:00
Biologic Fluid	Biologic Fluid Tube	1 mL	18-24°C			
C8659206 Syphilis Profile						
Serum	Separator Tube	1 mL	2-8°C	CLIA	Mon-Sat 12:00	Mon-Sat 18:00
C8352005 S-100B Protein, CSF ³						
CSF, Frozen	Sterile CSF Tube	1 mL	<0°C	ECLIA	Tue 08:00	Wed 18:00
C8352004 S-100B Protein, Serum ³						
Serum, Frozen	Separator Tube	1 mL	<0°C	ECLIA	Tue 08:00	Wed 18:00
Serum, Frozen: Unacceptable Conditions: Grossly hemolyzed, icteric and lipemic specimens.						

ALPHABETIC TEST LIST



05.02.2024

SPECIMEN TYPE	CONTAINER	VOLUME	TRANSPORT	METHODOLOGY	PERFORMED	REPORTED
C8019701 Tacrolimus (FK 506)						
Whole Blood (EDTA)	Lavender (EDTA)	2 mL	2-8°C	CMIA	Mon-Fri 12:00	Mon-Fri 18:00
C8019702 Tacrolimus [Mass/volume] in Blood by LC/MS/MS						
Whole Blood (EDTA)	Lavender (EDTA)	2 mL	2-8°C	LC-MS/MS	Mon-Fri 12:00	Mon-Fri 18:00
C8818037 T-ALL Immunophenotyping, Biologic Fluid						
Please contact with the laboratory before collecting the sample. Send specimen in original tube. Do not aliquot. Fill the "Acibadem Labmed Flow Cytometry Tests Request Form"						
Biologic Fluid	Lavender (EDTA)	5 mL	18-24°C	FLOW CYTOMETRY	Mon-Sat 08:00	4 days
C8818036 T-ALL Immunophenotyping Bone Marrow						
Please contact with the laboratory before collecting the sample. Send specimen in original tube. Do not aliquot. Fill the "Acibadem Labmed Flow Cytometry Tests Request Form"						
Bone Marrow	Lavender (EDTA)	5 mL	18-24°C	FLOW CYTOMETRY	Mon-Sat 08:00	4 days
C8818035 T-ALL Immunophenotyping, Whole Blood						
Please contact with the laboratory before collecting the sample. Send specimen in original tube. Do not aliquot. Fill the "Acibadem Labmed Flow Cytometry Tests Request Form"						
Whole Blood (EDTA)	Lavender (EDTA)	5 mL	18-24°C	FLOW CYTOMETRY	Mon-Sat 08:00	4 days
C8635907 T-ALL, Monitoring , MRD (Flow cytometry)						
Fill the "Acibadem Labmed Flow Cytometry Tests Request Form" Please contact with the laboratory before collecting the sample. Fresh sample is required. It is recommended that specimens arrive within 24 hours of draw. Sample is not accepted on Saturday						
Bone Marrow	Lavender (EDTA)	6 mL	18-24°C	FLOW CYTOMETRY	Wed 08:00 Thu 08:00 Fri 08:00 Sat-Tue 08:00	Mon 18:00 Tue 18:00 Wed 18:00 Fri 18:00
CSF	Lavender (EDTA)	6 mL	18-24°C	FLOW CYTOMETRY		
Whole Blood (EDTA)	Lavender (EDTA)	10 mL	18-24°C	FLOW CYTOMETRY		
C8818040 T-ALL MRD Panel, Biologic Fluid						
Please contact with the laboratory before collecting the sample. Send specimen in original tube. Do not aliquot. Fill the "Acibadem Labmed Flow Cytometry Tests Request Form"						
Biologic Fluid	Lavender (EDTA)	5 mL	18-24°C	FLOW CYTOMETRY	Mon-Sat 08:00	4 days
C8818039 T-ALL MRD Panel, Bone Marrow						
Please contact with the laboratory before collecting the sample. Send specimen in original tube. Do not aliquot. Fill the "Acibadem Labmed Flow Cytometry Tests Request Form"						
Bone Marrow	Lavender (EDTA)	5 mL	18-24°C	FLOW CYTOMETRY	Mon-Sat 08:00	4 days

Acibadem Labmed Medical Laboratory is granted fixed and flexible scope accreditation according to TS EN ISO 15189 by TURKAK (AB-0001-TL). Sign (1) shows accredited tests and sign (2) shows tests analyzed in accredited partner laboratory, Labmed Dortmund MVZ. Sign (3) shows tests analyzed in Central Laboratory.

ALPHABETIC TEST LIST



05.02.2024

SPECIMEN TYPE	CONTAINER	VOLUME	TRANSPORT	METHODOLOGY	PERFORMED	REPORTED
---------------	-----------	--------	-----------	-------------	-----------	----------

C8818038 T-ALL MRD Panel, Whole Blood

Please contact with the laboratory before collecting the sample. Send specimen in original tube. Do not aliquot. Fill the "Acibadem Labmed Flow Cytometry Tests Request Form"

Whole Blood	Lavender (EDTA)	5 mL	18-24°C	FLOW CYTOMETRY	Mon-Sat 08:00	4 days
-------------	-----------------	------	---------	----------------	---------------	--------

C8636120 TCR V Beta Subgroups (Flow cytometry)

Fill the "Acibadem Labmed Flow Cytometry Tests Request Form". Please contact with the laboratory before collecting the sample. Fresh sample is required. It is recommended that specimens arrive within 24 hours of draw.

Bone Marrow	Lavender (EDTA)	5 mL	18-24°C	FLOW CYTOMETRY	Wed 08:00 Thu 08:00 Fri 08:00 Sat-Tue 08:00	Mon 18:00 Tue 18:00 Wed 18:00 Fri 18:00
-------------	-----------------	------	---------	----------------	--	--

Whole Blood (EDTA)	Lavender (EDTA)	5 mL	18-24°C	FLOW CYTOMETRY		
--------------------	-----------------	------	---------	----------------	--	--

C8440201 Testosterone, Free

Serum	Separator Tube	1 mL	2-8°C	CLIA	Mon 08:00 Wed 08:00 Fri 08:00	Wed 18:00 Thu 18:00 Sat 18:00
-------	----------------	------	-------	------	-------------------------------------	-------------------------------------

C8440302 Testosterone, Bioavailable

Serum	Separator Tube	1 mL	2-8°C		Mon 08:00 Thu 08:00	Mon 18:00 Thu 18:00
-------	----------------	------	-------	--	---------------------	---------------------

C8440301 Testosterone, Total

Serum	Separator Tube	0.2 mL	2-8°C	CLIA	Mon-Sat 12:00	Mon-Sat 18:00
-------	----------------	--------	-------	------	---------------	---------------

C8677401 Tetanus Antibody, IgG

Serum	Separator Tube	1 mL	2-8°C	CLIA	Mon-Thu 08:00 Fri 08:00	Tue-Fri 18:00 Mon 18:00
-------	----------------	------	-------	------	----------------------------	----------------------------

C8460006 Tetrachloroethylene [Mass/volume] in Blood

Whole Blood (EDTA)	Lavender (EDTA)	2 mL	2-8°C	hsGC-MS	Friday 08:00	1 week
--------------------	-----------------	------	-------	---------	--------------	--------

C8301301 The Breath Test for Helicobacter pylori (13C-Urea)

HP Urea Breath Test patient inquiry form must be filled in completely. Night fasting is required before the test. It is forbidden to eat, drink or smoke anything before and during the Test. Some drugs' intake may cause false negative results in the HP Urea Breath Test. These drug groups are: -Bismuth-containing drugs, antibiotics (Used within the last 4 weeks), -Proton Pump Inhibitors, and H-2 Receptor Blockers (Used within the last 1-2 weeks). Patients can give samples at least 4 weeks after Helicobacter Pylori eradication therapy.

Breath	Special Bag	0	18-24°C	INFRARED SPECTROSCOPY	Mon-Fri 12:00	Mon-Fri 18:00
--------	-------------	---	---------	-----------------------	---------------	---------------

Acibadem Labmed Medical Laboratory is granted fixed and flexible scope accreditation according to TS EN ISO 15189 by TURKAK (AB-0001-TL). Sign (1) shows accredited tests and sign (2) shows tests analyzed in accredited partner laboratory, Labmed Dortmund MVZ. Sign (3) shows tests analyzed in Central Laboratory.

ALPHABETIC TEST LIST

05.02.2024

SPECIMEN TYPE	CONTAINER	VOLUME	TRANSPORT	METHODOLOGY	PERFORMED	REPORTED
C8019801 Theophylline						
Serum	Plain Tube	0.5 mL	2-8°C	LC-MS/MS	Tue 08:00	Fri 18:00
C8443001 Thiocyanide ²						
Urine, Random	Plastic Collection Cup	10 mL	2-8°C	GC-MS	Tue 08:00	1 week
C8029965 Thiopurine Metabolites						
Whole Blood (EDTA)	Lavender (EDTA)	2 mL	2-8°C	LC-MS/MS	Wed 08:00	Thu 18:00
Whole Blood (EDTA): Grossly hemolyzed or clotted specimens.						
C8378901 Thiopurine S-Methyltransferase (TPMT)						
Whole Blood (EDTA)	Lavender (EDTA)	4 mL	2-8°C	LC-MS/MS	Tue 08:00	20 days
Whole Blood (EDTA): Whole Blood (EDTA). Unacceptable Conditions: Grossly hemolyzed or clotted specimens.						
C8567001 Thrombin Time (TT), Plasma						
The plasma sample should be frozen by portioning it into at least two separate tubes.						
Plasma (Citrate), Frozen	Blue (Sodium citrate)	0.5 mL	<0°C	COAGULOMETRY	Mon-Sat 12:00	Mon-Sat 18:00
C8567002 Thrombin-Antithrombin Complex (TAT) ²						
Plasma (Citrate), Frozen	Blue (Sodium citrate)	1 mL	<0°C	IMMUNOASSAY	Tue 08:00	1 month
C8925616 Thrombophilia Panel						
Test contains; Antithrombin III, Antithrombin III Antigen, Protein C, Activity, Protein C, Antigen, Protein S Activity, Protein S Antigen, Activated Protein-C Resistance (APC), Homocysteine, D-Dimer, Fibrinogen, Lupus Anticoagulant (LA), Factor V. All sample types defined in the test panel are required.						
Plasma (Citrate)	Blue (Sodium citrate)	3 mL	2-8°C		Tue 08:00	2 weeks 18:00
Plasma (Citrate), Frozen	Blue (Sodium citrate)	4 mL	<0°C			
Plasma (EDTA)	Lavender (EDTA)	1 mL	2-8°C			
C8680001 Thyroglobulin Antibody (anti-Tg)						
Serum	Separator Tube	0.2 mL	2-8°C	CLIA	Mon-Sat 12:00	Mon-Sat 18:00
C8443201 Thyroglobulin (hTg)						
Serum	Separator Tube	0.2 mL	2-8°C	ECLIA	Mon-Fri 12:00	Mon-Fri 18:00

ALPHABETIC TEST LIST

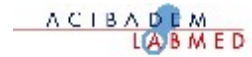


05.02.2024

SPECIMEN TYPE	CONTAINER	VOLUME	TRANSPORT	METHODOLOGY	PERFORMED	REPORTED
C8443202 Thyroglobulin (hTg), Washout						
Biologic Fluid	Biologic Fluid Tube	1 mL	2-8°C	ECLIA	Mon-Thu 08:00 Fri 08:00	Tue-Fri 18:00 Mon 18:00
C8925627 Thyroid Panel						
Serum	Separator Tube	2 mL	2-8°C		Mon-Thu 08:00 Fri 08:00	Tue-Fri 18:00 Mon 18:00
Serum: Test contains; Thyroid Stimulating Hormone (TSH), Triiodothyronine, Free (FT3), Thyroxin, Free (FT4), Thyroid Peroxidase Antibody (anti-TPO), Thyroglobulin Antibody (anti-Tg)						
C8637601 Thyroid Peroxidase Antibody (anti-TPO)						
Serum	Separator Tube	0.2 mL	2-8°C	CLIA	Mon-Sat 12:00	Mon-Sat 18:00
C8625619 Thyroid Stimulan Immunglobulin (TSI)						
Serum	Separator Tube	0.5 mL	2-8°C	CLIA	Mon-Thu 08:00 Fri 08:00	Tue-Fri 18:00 Mon 18:00
C8444301 Thyroid Stimulating Hormone (TSH)						
Serum	Separator Tube	0.2 mL	2-8°C	CLIA	Mon-Sat 12:00	Mon-Sat 18:00
C8443901 Thyroxin, Free (FT4)						
Serum	Separator Tube	0.2 mL	2-8°C	CLIA	Mon-Sat 12:00	Mon-Sat 18:00
C8444201 Thyroxine Binding Globulin (TBG)						
Serum	Separator Tube	0.3 mL	2-8°C	CLIA	Wed 08:00	Thu 18:00
C8443601 Thyroxine (T4), Total						
Serum	Separator Tube	0.2 mL	2-8°C	CLIA	Mon-Sat 12:00	Mon-Sat 18:00
C8352031 Th1/Th2 Ratio (Flow cytometry)						
Whole Blood (Heparin)	Green (Heparin)	6 mL	18-24°C	FLOW CYTOMETRY	Thu 08:00	1 weeks
C8210803 Tin (Sn)						
Plasma (Heparin)	Sodium Heparin-Royal Blue	3 mL	2-8°C	ICP-MS	Tue 08:00 Wed 08:00 Fri 08:00	Thu 18:00 Fri 18:00 Tue 18:00

Acibadem Labmed Medical Laboratory is granted fixed and flexible scope accreditation according to TS EN ISO 15189 by TURKAK (AB-0001-TL). Sign (1) shows accredited tests and sign (2) shows tests analyzed in accredited partner laboratory, Labmed Dortmund MVZ. Sign (3) shows tests analyzed in Central Laboratory.

ALPHABETIC TEST LIST



05.02.2024

SPECIMEN TYPE	CONTAINER	VOLUME	TRANSPORT	METHODOLOGY	PERFORMED	REPORTED
C8210807 Tin (Sn)/Creatinine Ratio, Urine Random						
Urine, Random	Plastic Collection Cup	5 mL	2-8°C	ICP-MS	Tue 08:00 Wed 08:00 Fri 08:00	Thu 18:00 Fri 18:00 Tue 18:00
C8625615 Tissue Transglutaminase Antibody, IgG						
Serum	Separator Tube	1 mL	2-8°C	EIA	Mon 08:00 Wed 08:00 Fri 08:00	Tue 18:00 Thu 18:00 Mon 18:00
C8625616 Tissue Transglutaminase Antibody, IgA						
Serum	Separator Tube	1 mL	2-8°C	EIA	Mon 08:00 Wed 08:00 Fri 08:00	Tue 18:00 Thu 18:00 Mon 18:00
C8352022 TNF-Alpha ²						
Serum, Frozen	Separator Tube	1 mL	<0°C	CYTOMETRIC BEAD ARRAY (CBA)	Tue 08:00	1 week
Serum, Frozen: Freeze ASAP.						
C8020101 Topiramate						
Serum	Plain Tube	1 mL	2-8°C	LC-MS/MS	Tue 08:00	1 week
Serum: Unacceptable Conditions: Separator tubes						
C8009001 TORCH Antibody Panel						
Serum	Separator Tube	3 mL	2-8°C	EIA	Mon-Thu 08:00 Fri 08:00	Tue-Fri 18:00 Mon 18:00
Serum: Panel includes; Cytomegalovirus IgG (CMV IgG), Cytomegalovirus IgM (CMV IgM), Herpes simplex virus (HSV) type 2 IgG, Herpes simplex virus (HSV) type 2 IgM, Rubella IgG, Rubella IgM, Toxoplasma IgG, Toxoplasma IgM						
C8223901 Total Bile Acids						
Serum	Separator Tube	1 mL	2-8°C	PHOTOMETRY	Mon-Sat 12:00	Mon-Sat 18:00
Serum: Patient should be fasting for at least eight hours prior to collection of fasting specimen.						
C8223903 Total Bile Acids, Postprandial						
Serum, Post-prandial	Separator Tube	1 mL	2-8°C	PHOTOMETRY	Mon-Sat 12:00	Mon-Sat 18:00
Serum, Post-prandial: Test includes; cholic acid, chenodeoxycholic acid, deoxycholic acid, lithocholic acid						

Acibadem Labmed Medical Laboratory is granted fixed and flexible scope accreditation according to TS EN ISO 15189 by TURKAK (AB-0001-TL). Sign (1) shows accredited tests and sign (2) shows tests analyzed in accredited partner laboratory, Labmed Dortmund MVZ. Sign (3) shows tests analyzed in Central Laboratory.

ALPHABETIC TEST LIST



05.02.2024

SPECIMEN TYPE	CONTAINER	VOLUME	TRANSPORT	METHODOLOGY	PERFORMED	REPORTED
C8223902 Total Bile Acids, Urine						
Urine	Plastic Collection Cup	5 mL	2-8°C	PHOTOMETRY	Mon-Sat 12:00	Mon-Sat 18:00
C8676518 Toxic Metal Panel, Urine Random						
Test contains: Cadmium/Creatinine [Mass Ratio] in Urine, Mercury/Creatinine [Mass Ratio] in Urine, Lead/Creatinine [Mass Ratio] in Urine, Arsenic/Creatinine [Mass Ratio] in Urine						
Urine, Random	Plastic Collection Cup	20 mL	2-8°C	ICP-MS	Tue 08:00 Wed 08:00 Fri 08:00	Thu 18:00 Fri 18:00 Tue 18:00
C8676515 Toxic Metal Panel, Whole Blood						
Test contains: Cadmium, Plasma, Mercury, Arsenic, Lead. All sample types defined in the test panel are required.						
Whole Blood (EDTA)	Lavender (EDTA)	2 mL	2-8°C	ICP-MS	Tue 08:00 Wed 08:00 Fri 08:00	1 weeks
Whole Blood (Heparin)	Sodium Heparin-Royal Blue	2 mL	2-8°C	ICP-MS		
C8668206 Toxocara canis Antibody, IgG						
Serum	Separator Tube	1 mL	2-8°C	ELISA	Fri 08:00	Mon 18:00
C8677901 Toxoplasma Antibody, IgA						
Serum	Separator Tube	2 mL	2-8°C	ELISA	Tue 08:00	Wed 18:00
C8677701 Toxoplasma Antibody, IgG						
Serum	Separator Tube	0.5 mL	2-8°C	CMIA	Mon-Thu 08:00 Fri 08:00	Tue-Fri 18:00 Mon 18:00
C8677801 Toxoplasma Antibody, IgM						
Serum	Separator Tube	0.5 mL	2-8°C	CMIA	Mon-Thu 08:00 Fri 08:00	Tue-Fri 18:00 Mon 18:00

Acibadem Labmed Medical Laboratory is granted fixed and flexible scope accreditation according to TS EN ISO 15189 by TURKAK (AB-0001-TL). Sign (1) shows accredited tests and sign (2) shows tests analyzed in accredited partner laboratory, Labmed Dortmund MVZ. Sign (3) shows tests analyzed in Central Laboratory.

ALPHABETIC TEST LIST

05.02.2024

SPECIMEN TYPE	CONTAINER	VOLUME	TRANSPORT	METHODOLOGY	PERFORMED	REPORTED
C8779801 Toxoplasma gondii DNA (PCR)						
Amniotic Fluid	Biologic Fluid Tube	2 mL	2-8°C	PCR	Mon-Fri 08:00	1 week
Biopsy Material	Plastic Collection Cup	0	2-8°C	PCR		
Cord Blood	Lavender (EDTA)	0	2-8°C	PCR		
Intraocular Fluid	Biologic Fluid Tube	0	2-8°C	PCR		
Plasma (EDTA)	Lavender (EDTA)	2 mL	2-8°C	PCR		
Serum	Separator Tube	2 mL	2-8°C	PCR		
Urine	Sterile Tube	2 mL	2-8°C	PCR		
Whole Blood (EDTA) (PCR)	Lavender (EDTA)	2 mL	2-8°C	PCR		
<hr/>						
C8780112 Toxoplasma gondii DNA (PCR), CSF						
CSF	Sterile CSF Tube	2 mL	2-8°C	PCR	Mon-Fri 08:00	Tue-Sat 18:00
<hr/>						
C8677702 Toxoplasma IgG avidity						
Serum	Separator Tube	0.5 mL	2-8°C	ELFA	Mon-Thu 08:00 Fri 08:00	Tue-Fri 18:00 Mon 18:00
<hr/>						
C8728501 TPHA (Treponema pallidum Hemagglutination Antibody)						
Serum	Separator Tube	0.1 mL	2-8°C	IHA	Mon-Fri 08:00 Sat 08:00	Tue-Sat 18:00 Mon 18:00
<hr/>						
C8676507 Trace Element Panel						
Test contains; Copper (Cu), Zinc (Zn), Chromium, Manganese, Iodine, Serum, Selenium, Molybdenum, Magnesium (Mg), Erythrocyte All sample types defined in the test panel are required.						
Plasma (Heparin)	Sodium Heparin-Royal Blue	1 mL	2-8°C	ICP-MS	Mon 08:00	Thu 18:00
Serum	Separator Tube	0.5 mL	2-8°C	ICP-MS		
Whole Blood (EDTA)	Lavender (EDTA)	2 mL	2-8°C	ICP-MS		
<hr/>						
C8676517 Trace Elements in Erythrocytes, whole blood						
Test contains; Zinc (Zn), Erythrocyte, Magnesium (Mg), Erythrocyte, Copper (Cu), Erythrocyte, Selenium, RBCs						
Whole Blood (EDTA)	Lavender (EDTA)	2 mL	2-8°C		Tue 08:00 Wed 08:00 Fri 08:00	Thu 18:00 Fri 18:00 Tue 18:00

ALPHABETIC TEST LIST



05.02.2024

SPECIMEN TYPE	CONTAINER	VOLUME	TRANSPORT	METHODOLOGY	PERFORMED	REPORTED
---------------	-----------	--------	-----------	-------------	-----------	----------

C8676516 Trace Element/Toxic Metal Comprehensive Panel

Test counts: Copper (Cu), Zinc (Zn), Chromium, Manganese, Iodine, Serum, Selenium, Molybdenum, Magnesium (Mg), Erythrocyte, Cadmium, Plasma, Mercury, Arsenic, Lead, Aluminum, Nickel, Cobalt, Antimony, Whole Blood All sample types defined in the test panel are required.

Plasma (Heparin)	Sodium Heparin-Royal Blue	1	mL	2-8°C	ICP-MS	Tue 08:00 Wed 08:00 Fri 08:00	1 weeks 18:00
Serum	Separator Tube	0.5	mL	2-8°C	ICP-MS		
Whole Blood (EDTA)	Lavender (EDTA)	2	mL	2-8°C	ICP-MS		
Whole Blood (Heparin)	Sodium Heparin-Royal Blue	2	mL	2-8°C	ICP-MS		

C8446601 Transferrin ^{1 3}

Serum	Separator Tube	0.5	mL	2-8°C	NEPHELOMETRY	Tue 08:00 Thu 08:00	Wed 18:00 Fri 18:00
-------	----------------	-----	----	-------	--------------	------------------------	------------------------

C8732702 Transplantation Viral Panel PCR, Qualitative

This panel contains: Adenovirus, Cytomegalovirus (CMV), Epstein-Barr Virus (EBV), Parvovirus B19, Varicella Zoster Virus (VZV), Herpes Simplex Virus 1 (HSV 1), Herpes Simplex Virus 2 (HSV 2), Human Herpes Virus 6 (HHV6), Human Herpes Virus 7 (HHV7), Enterovirus and Parechovirus.

CSF	Sterile CSF Tube	2	mL	2-8°C	REAL-TIME PCR	Mon 08:00 Wed 08:00 Fri 08:00	Tue 18:00 Thu 18:00 Sat 18:00
Plasma (EDTA)	Lavender (EDTA)	2	mL	2-8°C	REAL-TIME PCR		
Urine	Sterile Tube	2	mL	2-8°C	REAL-TIME PCR		

C8392122 trans,trans-Muconic acid

Urine, Random	Plastic Collection Cup	10	mL	2-8°C	HPLC	Mon-Fri 08:00	8 days
---------------	------------------------	----	----	-------	------	---------------	--------

C8378919 Treosulfan

Plasma (Heparin)	Green (Heparin)	1	mL	<0°C	LC-MS/MS	Mon-Sat	4 hours
------------------	-----------------	---	----	------	----------	---------	---------

Plasma (Heparin): First blood specimen should be taken at the end of Treosulfan infusion . Other blood specimens should be taken at 1 hour , 2 hours and 4 hours after the ending of infusion .Treosulfan test information should be recorded on the related form.

C8678105 Treponema pallidum Antibody (FTA-Abs), IgG (IFT)

Serum	Separator Tube	0.5	mL	2-8°C	IFT	Tue 08:00	Wed 18:00
-------	----------------	-----	----	-------	-----	-----------	-----------

C8678104 Treponema pallidum Antibody (FTA-Abs), IgM (IFT)

Serum	Separator Tube	1	mL	2-8°C	IFT	Tue 08:00	Wed 18:00
-------	----------------	---	----	-------	-----	-----------	-----------

ALPHABETIC TEST LIST

05.02.2024

SPECIMEN TYPE	CONTAINER	VOLUME	TRANSPORT	METHODOLOGY	PERFORMED	REPORTED
C8779832 Treponema pallidum DNA (PCR)						
Cervical Swab	Nucliswab	0	2-8°C	REAL TIME PCR	Wed 08:00	Mon 18:00
Plasma (EDTA), Frozen	Lavender (EDTA)	2 mL	<0°C	REAL TIME PCR		
Tissue Sample	Plastic Collection Cup	1 gr	2-8°C	REAL TIME PCR		
Urethral Discharge Material	Nucliswab	0	2-8°C	REAL TIME PCR		
C8779833 Treponema pallidum DNA (PCR), Amniotic Fluid						
Amniotic Fluid	Biologic Fluid Tube	2 mL	2-8°C	PCR	Tue 08:00 Wed 08:00 Thu 08:00	1 week 18:00
Amniotic Fluid: Unacceptable conditions: Frozen						
C8779930 Treponema pallidum DNA (PCR), CSF						
CSF	Sterile CSF Tube	1 mL	2-8°C	REAL-TIME PCR	Mon-Fri 08:00	Tue-Sat 18:00
C8043801 TRH Stimulation Test-1						
Serum	Separator Tube	1 mL	2-8°C	ECLIA	Mon-Sat 14:00	Mon-Sat 18:00
Serum: An appointment should be made from the laboratory for this test. Fasting is required for at least 8 hours. The patient should be rested for 30 minutes before drawing the sample. Blood samples are drawn for basal TSH. Synthetic TRH 200 - 400 ug IV is administered. Blood samples are drawn for TSH at 30th and 60th minutes after TRH administration.						
C8043803 TRH Stimulation Test-2						
Serum	Separator Tube	0.3 mL	2-8°C	ECLIA	Mon-Sat 14:00	Mon-Sat 18:00
C8678402 Trichinella spiralis Antibody, IgG ²						
Serum	Separator Tube	1 mL	2-8°C	IMMUNOBLOTTING	Tue 08:00	1 weeks
C8392110 Trichloroacetic Acid, Urine						
Urine, Random	Plastic Collection Cup	5 mL	2-8°C	GC-MS	Mon-Fri 08:00	8 days
C8392111 Trichloroethylene (TCE)						
Urine, Random	Plastic Collection Cup	5 mL	2-8°C	GC-MS	Mon-Fri 08:00	8 days
C8447801 Triglycerides						
Serum	Separator Tube	0.5 mL	2-8°C	PHOTOMETRY	Mon-Sat 12:00	Mon-Sat 18:00
Serum: Fasting is required for at least 8 hours.						

ALPHABETIC TEST LIST

05.02.2024

SPECIMEN TYPE	CONTAINER	VOLUME	TRANSPORT	METHODOLOGY	PERFORMED	REPORTED
C8925640 Triglycerides, Biologic Fluids						
Biologic Fluid	Biologic Fluid Tube	0.5 mL	2-8°C	PHOTOMETRY	Mon-Sat 12:00	Mon-Sat 18:00
C8448101 Triiodothyronine, Free (FT3)						
Serum	Separator Tube	0.2 mL	2-8°C	CLIA	Mon-Sat 12:00	Mon-Sat 18:00
C8448001 Triiodothyronine (T3), Total						
Serum	Separator Tube	0.2 mL	2-8°C	CLIA	Mon-Sat 12:00	Mon-Sat 18:00
C8779835 Tropheryma whippelii DNA (PCR) ²						
Biopsy Material	Biologic Fluid Tube	0	2-8°C	PCR	Tue 08:00	2 weeks
CSF	Biologic Fluid Tube	2 mL	2-8°C	PCR		
Stool	Plastic Collection Cup	0	2-8°C	PCR		
Whole Blood (EDTA) (PCR)	Lavender (EDTA)	5 mL	2-8°C	PCR		
Biopsy Material: Biopsy material should be transported in physiologic saline .						
C8779999 Tropical Panel (PCR)						
This panel includes; Chikungunya virus, Dengue virus, Plasmodium falciparum, Plasmodium malariae, Plasmodium ovale, Plasmodium vivax, Salmonella enterica and West Nile virus.						
Plasma (EDTA)	Lavender (EDTA)	2 mL	2-8°C	MULTIPLEX PCR	Mon-Fri 08:00	Tue-Sat 18:00
Whole Blood (EDTA)	Lavender (EDTA)	2 mL	2-8°C	MULTIPLEX PCR		
C8349806 Troponin I - High Sensitive						
Plasma (Heparin)	Separator Tube + Green	4 mL	2-8°C	CLIA	Mon-Sat	2 hours
Serum	Separator Tube	4 mL	2-8°C	CLIA		
C8349810 Troponin T-High Sensitive						
Plasma (Heparin)	Green (Heparin)	4 mL	2-8°C	ECLIA	Mon-Sat	2 hours
Serum	Separator Tube	4 mL	2-8°C	ECLIA		
C8352010 Tryptase, Serum						
Serum, Frozen	Separator Tube	1 mL	<0°C	EIA	Mon 08:00 Wed 08:00 Fri 08:00	Wed 18:00 Fri 18:00 Mon 18:00

ALPHABETIC TEST LIST

05.02.2024

SPECIMEN TYPE	CONTAINER	VOLUME	TRANSPORT	METHODOLOGY	PERFORMED	REPORTED
C8916003 Tryptic Activity, Stool ²						
Stool	Plastic Collection Cup	1 gr	2-8°C	MICROSCOPY	Mon-Sat	4 days
C8925641 TSH Receptor Antibody (TRAb)						
At a decision limit of 1.75 IU/L, this assay has 97% sensitivity and 99% specificity for detection of Graves' disease. In healthy individuals and in patients with thyroid disease without diagnosis of Graves' disease, the upper limit of anti-TSHR values are 1.22 IU/L and 1.58 IU/L, respectively (97.5th percentiles).						
Serum	Separator Tube	0.5 mL	2-8°C	ECLIA	Mon-Thu 08:00 Fri 08:00	Tue-Fri 18:00 Mon 18:00
C8780124 Tuberculosis (Mycobacterium tuberculosis) DNA, (PCR), Biopsy Material						
Biopsy Material	Plastic Collection Cup	0	2-8°C	PCR	Mon-Fri 08:00	1 week
C8780126 Tuberculosis (Mycobacterium tuberculosis) DNA, (PCR), Bronchoalveolar Lavage						
Bronchoalveolar Lavage	Biologic Fluid Tube	1 mL	2-8°C	PCR	Mon-Fri 08:00	1 week
C8780125 Tuberculosis (Mycobacterium tuberculosis) DNA, (PCR), CSF						
CSF	Sterile CSF Tube	1 mL	2-8°C	PCR	Mon-Fri 08:00	Tue-Sat 18:00
C8780131 Tuberculosis (Mycobacterium tuberculosis) DNA, (PCR), Cystic Fluid						
Cystic Fluid	Biologic Fluid Tube	0	2-8°C	PCR	Mon-Fri 08:00	1 week
C8780122 Tuberculosis (Mycobacterium tuberculosis) DNA, (PCR), Gastric Juice, Fasting						
Gastric Fluid, Fasting	Biologic Fluid Tube	0	2-8°C	PCR	Mon-Fri 08:00	1 week
C8780130 Tuberculosis (Mycobacterium tuberculosis) DNA, (PCR), Joint Fluid						
Joint Fluid	Biologic Fluid Tube	1 mL	2-8°C	PCR	Mon-Fri 08:00	1 week
C8780128 Tuberculosis (Mycobacterium tuberculosis) DNA, (PCR), Other Material						
Other	Call the Laboratory	0	2-8°C	PCR	Mon-Fri 08:00	1 week
C8780132 Tuberculosis (Mycobacterium tuberculosis) DNA, (PCR), Paraffin Section						
Paraffin Section	Plastic Collection Cup	0	2-8°C	PCR	Mon-Fri 08:00	1 week
C8780133 Tuberculosis (Mycobacterium tuberculosis) DNA, (PCR), Pericardial Fluid						
Pericardial Fluid	Biologic Fluid Tube	1 mL	2-8°C	PCR	Mon-Fri 08:00	1 week

Acibadem Labmed Medical Laboratory is granted fixed and flexible scope accreditation according to TS EN ISO 15189 by TURKAK (AB-0001-TL). Sign (1) shows accredited tests and sign (2) shows tests analyzed in accredited partner laboratory, Labmed Dortmund MVZ. Sign (3) shows tests analyzed in Central Laboratory.

ALPHABETIC TEST LIST



05.02.2024

SPECIMEN TYPE	CONTAINER	VOLUME	TRANSPORT	METHODOLOGY	PERFORMED	REPORTED
C8780134 Tuberculosis (<i>Mycobacterium tuberculosis</i>) DNA, (PCR), Peritoneal Fluid						
Peritoneal Fluid	Biologic Fluid Tube	1 mL	2-8°C	PCR	Mon-Fri 08:00	1 week
C8780135 Tuberculosis (<i>Mycobacterium tuberculosis</i>) DNA, (PCR), Pleural Fluid						
Pleural Fluid	Biologic Fluid Tube	1 mL	2-8°C	PCR	Mon-Fri 08:00	1 week
C8780127 Tuberculosis (<i>Mycobacterium tuberculosis</i>) DNA, (PCR), Skin Material						
Skin Material	Plastic Collection Cup	0	2-8°C	PCR	Mon-Fri 08:00	1 week
C8780123 Tuberculosis (<i>Mycobacterium tuberculosis</i>) DNA, (PCR), Sputum ^{1 3}						
Sputum	Plastic Collection Cup	0	2-8°C	PCR	Mon-Fri 08:00	1 week
C8780129 Tuberculosis (<i>Mycobacterium tuberculosis</i>) DNA, (PCR), Tissue						
Tissue Sample	Plastic Collection Cup	0	2-8°C	PCR	Mon-Fri 08:00	1 week
C8780195 Tuberculosis (<i>Mycobacterium tuberculosis</i>) DNA, (PCR), Transtracheal Aspirate						
Transtracheal Aspirate	Biologic Fluid Tube	2 mL	2-8°C	PCR	Mon-Fri 08:00	1 week
C8780136 Tuberculosis (<i>Mycobacterium tuberculosis</i>) DNA, (PCR), Urine						
Urine, First Morning Void	Plastic Collection Cup	50 mL	2-8°C	PCR	Mon-Fri 08:00	1 week
C8661108 Tumor Markers, Female						
Test countains; CA 15-3, CA 19-9, CA125, Alpha-Fetoprotein (AFP), CEA (Carcinoembryonic Antigen).						
Serum	Separator Tube	2 mL	2-8°C		Mon-Sat 12:00	Mon-Sat 18:00
C8661109 Tumor Markers, Male						
Test countains; CA 19-9, Alpha-Fetoprotein (AFP), CEA (Carcinoembryonic Antigen), Prostate Specific Antigen (PSA), Total, Prostate Specific Antigen (PSA), Free.						
Serum	Separator Tube	2 mL	2-8°C		Mon-Sat 12:00	Mon-Sat 18:00
C8925638 Type 1 Diabetes Autoantibodies Panel						
This panel includes; Islet Cell Antibody (ICA), Glutamic Acid Decarboxylase Antibody (Anti-GAD), Insulin Antibody.						
Serum	Separator Tube	8 mL	2-8°C		Tue 08:00	2 weeks

Acibadem Labmed Medical Laboratory is granted fixed and flexible scope accreditation according to TS EN ISO 15189 by TURKAK (AB-0001-TL). Sign (1) shows accredited tests and sign (2) shows tests analyzed in accredited partner laboratory, Labmed Dortmund MVZ. Sign (3) shows tests analyzed in Central Laboratory.

ALPHABETIC TEST LIST

05.02.2024

SPECIMEN TYPE	CONTAINER	VOLUME	TRANSPORT	METHODOLOGY	PERFORMED	REPORTED
C8403003 Tyrosine, Serum						
Serum, Frozen	Separator Tube	1 mL	<0°C	LC-MS/MS	Mon 08:00 Wed 08:00 Fri 08:00	Wed 18:00 Fri 18:00 Tue 18:00
C8454005 Urea Nitrogen, Biological Fluid						
Biologic Fluid	Biologic Fluid Tube	1 mL	2-8°C	PHOTOMETRY	Mon-Sat 12:00	Mon-Sat 18:00
C8454006 Urea, Urine (Random)						
Urine, Random	Plastic Collection Cup	2 mL	2-8°C	PHOTOMETRY	Mon-Sat 12:00	Mon-Sat 18:00
C8454007 Urea, Urine (24 hours)						
24-hour Urine	Plastic 24-Hour Urine Container	5 mL	2-8°C	PHOTOMETRY	Mon-Sat 12:00	Mon-Sat 18:00
C8455001 Uric Acid						
Plasma (Heparin)	Separator Tube + Green	0.5 mL	2-8°C	PHOTOMETRY	Mon-Sat 12:00	Mon-Sat 18:00
Serum	Separator Tube	0.5 mL	2-8°C	PHOTOMETRY		
C8456003 Uric Acid, Biologic Fluids						
Biologic Fluid	Biologic Fluid Tube	0.5 mL	2-8°C	PHOTOMETRY	Mon-Sat 12:00	Mon-Sat 18:00
Biologic Fluid: Centrifuge to remove cellular material. Specimen must be non-viscous and free of particulate matter.						
C8456002 Uric Acid, Urine (24 hours)						
24-hour Urine	Plastic 24-Hour Urine Container	2 mL	2-8°C	PHOTOMETRY	Mon-Sat 12:00	Mon-Sat 18:00
C8456004 Uric Acid/Creatinine Ratio, Urine random						
Urine, Random	Plastic Collection Cup	2 mL	2-8°C	PHOTOMETRY	Mon-Sat 12:00	Mon-Sat 18:00
C8100201 Urinalysis						
Urine, Random	Plastic Collection Cup	5 mL	18-24°C	MICROSCOPY	Mon-Sat 12:00	Mon-Sat 18:00

ALPHABETIC TEST LIST



05.02.2024

SPECIMEN TYPE	CONTAINER	VOLUME	TRANSPORT	METHODOLOGY	PERFORMED	REPORTED
C8235507 Urinary Stone Disease Analysis Panel, Serum						
Serum and Serum, Frozen	Separator Tube	4 mL	2-8°C	PHOTOMETRY/ISE/CLIA	Mon-Sat 14:00	Mon-Sat 18:00
Serum and Serum, Frozen: Test contains, - Bicarbonate, - Phosphorus, Inorganic, - Calcium (Ca), - Chloride (Cl), - Creatinine, Serum, - Potassium (K), - Sodium (Na), - Urea, - Blood Urea Nitrogen (BUN), - Uric Acid, - Parathyroid Hormone (PTH), Intact						
C8235506 Urinary System Stone Disease Panel, Urine (24 h)						
24-hour Urine	Plastic 24-Hour Urine Container	10 mL	2-8°C	PHOTOMETRY/ENZYMATIC/ISE	Fri 09:00	Tue 18:00
24-hour Urine: Test Contains; Phosphorus, Inorganic, Urine (24 hours), Calcium (Ca), Urine (24 hours) - Creatinine, Urine (24 hours), Magnesium (Mg), Urine (24 hours), Oxalate, Urine (24-hour), Citrate, Urine (24-hour), Sodium (Na), Urine (24 hours), Uric Acid, Urine (24 hours), pH, Urine. Two separate 24 hour urine collection is necessary. 10 mL of 6N HCl should be used as an urine conservative.						
C8457801 Urobilinogen, Urine, Qualitative						
Urine, Random	Plastic Collection Cup	3 mL	2-8°C	MANUAL	Mon-Fri	2 hours
C8412002 Uroporphyrin ²						
24-hour Urine	Plastic 24-Hour Urine Container	0.3 mL	2-8°C	LC-MS/MS	Tue 08:00	1 week
C8029904 Valproic acid, Total						
Serum	Plain Tube	0.5 mL	2-8°C	PETINIA	Mon-Sat 12:00	Mon-Sat 18:00
C8412007 Vanadium (V)						
Plasma (Heparin)	Sodium Heparin-Royal Blue	2 mL	2-8°C	ICP-MS	Tue 08:00 Wed 08:00 Fri 08:00	Thu 18:00 Fri 18:00 Tue 18:00
C8020201 Vancomycin						
Serum	Plain Tube	1 mL	2-8°C	PETINIA	Mon-Sat 12:00	Mon-Sat 18:00
Serum: Unacceptable Conditions: Separator tubes, grossly hemolyzed specimens. Specimens collected in sodium heparine are also acceptable.						

Acibadem Labmed Medical Laboratory is granted fixed and flexible scope accreditation according to TS EN ISO 15189 by TURKAK (AB-0001-TL). Sign (1) shows accredited tests and sign (2) shows tests analyzed in accredited partner laboratory, Labmed Dortmund MVZ. Sign (3) shows tests analyzed in Central Laboratory.

ALPHABETIC TEST LIST



05.02.2024

SPECIMEN TYPE	CONTAINER	VOLUME	TRANSPORT	METHODOLOGY	PERFORMED	REPORTED
C8458501 Vanillylmandelic acid (VMA) (24 hours)						
24-hour Urine, HCl treated	Plastic 24-Hour Urine Container	5 mL	2-8°C	LC-MS/MS	Mon 08:00 Thu 08:00	Tue 18:00 Fri 18:00
24-hour Urine, HCl treated: Urine should be collected in a container, containing 10 ml of HCl, 6 N.						
C8458502 Vanillylmandelic acid (VMA)/Creatinin Ratio, Urine random						
Urine, Random	Plastic Collection Cup	5 mL	2-8°C	LC-MS/MS	Mon 08:00 Thu 08:00	Tue 18:00 Fri 18:00
C8678706 Varicella Zoster Virus IgG Avidity						
Serum	Separator Tube	2 mL	2-8°C	ELISA	Fri 08:00	Mon 18:00
C8678703 Varicella Zoster Virus (VZV) Antibody, IgA²						
Serum	Separator Tube	1 mL	2-8°C	EIA	Tue 08:00	1 week
C8678701 Varicella Zoster Virus (VZV) Antibody, IgG						
Serum	Separator Tube	1 mL	2-8°C	CLIA	Mon-Thu 08:00 Fri 08:00	Tue-Fri 18:00 Mon 18:00
C8678702 Varicella Zoster Virus (VZV) Antibody, IgM						
Serum	Separator Tube	1 mL	2-8°C	CLIA	Mon-Thu 08:00 Fri 08:00	Tue-Fri 18:00 Mon 18:00
C8779805 Varicella Zoster Virus (VZV) DNA (PCR)						
Intraocular Fluid	Biologic Fluid Tube	0	2-8°C	PCR	Mon-Fri 08:00	1 week
Ophthalmic Discharge	Biologic Fluid Tube	0	2-8°C	PCR		
Vesicular Fluid	Biologic Fluid Tube	1 mL	2-8°C	PCR		
Whole Blood (EDTA) (PCR)	Lavender (EDTA)	2 mL	2-8°C	PCR		
C8780137 Varicella Zoster Virus (VZV) DNA (PCR), Amniotic Fluid						
Amniotic Fluid	Biologic Fluid Tube	5 mL	2-8°C	PCR	Mon-Fri 08:00	Tue-Sat 18:00
C8780138 Varicella Zoster Virus (VZV) DNA (PCR), CSF						
CSF	Sterile CSF Tube	1 mL	2-8°C	PCR	Mon-Fri 08:00	Tue-Sat 18:00

Acibadem Labmed Medical Laboratory is granted fixed and flexible scope accreditation according to TS EN ISO 15189 by TURKAK (AB-0001-TL). Sign (1) shows accredited tests and sign (2) shows tests analyzed in accredited partner laboratory, Labmed Dortmund MVZ. Sign (3) shows tests analyzed in Central Laboratory.

ALPHABETIC TEST LIST

05.02.2024

SPECIMEN TYPE	CONTAINER	VOLUME	TRANSPORT	METHODOLOGY	PERFORMED	REPORTED
C8676510 Vasculitis Panel						
Test contains: c-ANCA, p-ANCA, Anti-Neutrophil Cytoplasmic Antibody (ANCA), Glomerular Basement Membrane Antibody						
Serum	Separator Tube	3 mL	2-8°C		Wed 08:00	Fri 18:00
C8458601 Vasoactive Intestinal Polypeptide (VIP) ²						
Plasma (EDTA)	Call the Laboratory	1 mL	<0°C	RIA	Tue 08:00	2 weeks
Plasma (EDTA): Patient should fast overnight. Request a tube prepared with Trasylo®, fill in 4 ml of EDTA blood, centrifuge, and transfer the supernatant to another tube. Send frozen to the laboratory.						
C8659204 VDRL, Titrimetric						
CSF	Biologic Fluid Tube	2 mL	2-8°C	FLOCCULATION	Mon-Fri 08:00 Sat 08:00	Tue-Sat 18:00 Mon 18:00
Serum	Separator Tube	0.2 mL	2-8°C	FLOCCULATION		
C8351905 VGCC (Voltage Gated Calcium Channel) Antibody ²						
Serum	Separator Tube	2 mL	2-8°C	RIA	Tue 08:00	2 weeks
C8351902 VGKC (Voltage Gated Potassium Channel) Antibody ²						
CSF	Sterile CSF Tube	1 mL	2-8°C	RADIOIMMUNE PRECIPITATION	Tue 08:00	2 weeks
Serum	Separator Tube	2 mL	2-8°C	RADIOIMMUNE PRECIPITATION		
C8459001 Vitamin A (Retinol) ^{1 3}						
Serum, Frozen	Separator Tube	0.5 mL	<0°C	HPLC	Wed 08:00	Thu 18:00
Serum, Frozen: Protect sample from light during collection, storage, and shipment.						
C8676521 Vitamin and Mineral Panel						
Test contains: Folic Acid, Zinc (Zn), Iron (Fe), Magnesium (Mg), Whole Blood Count, Vitamin B12, Vitamin D, 25-Hydroxy. All sample types defined in the test panel are required.						
Plasma (Heparin)	Sodium Heparin-Royal Blue	2 mL	2-8°C		Tue 08:00	1 weeks
Serum	Separator Tube	1.5 mL	2-8°C			
Whole Blood (EDTA)	Lavender (EDTA) (CBC)	2 mL	2-8°C			
C8442501 Vitamin B1 (Thiamin)						
Whole Blood (EDTA), Frozen	Lavender (EDTA)	1 mL	<0°C	LC-MS/MS	Mon 08:00	Tue 18:00
Whole Blood (EDTA), Frozen: Protect sample from light during collection, storage, and shipment.						

ALPHABETIC TEST LIST



05.02.2024

SPECIMEN TYPE	CONTAINER	VOLUME	TRANSPORT	METHODOLOGY	PERFORMED	REPORTED
C8260701 Vitamin B12						
Serum	Separator Tube	0.5 mL	2-8°C	CLIA	Mon-Sat 12:00	Mon-Sat 18:00
Serum: The sample should be drawn at fasting for at least 8 hours. Protect from light during collection, storage, and shipment.						
C8425201 Vitamin B2 (Riboflavin)						
Plasma (Heparin)	Green (Heparin)	2 mL	2-8°C	LC-MS/MS	Fri 08:00	1 weeks
Plasma (Heparin): Protect sample from light during collection, storage, and shipment. Patient should be fasting for at least twelve hours prior to collection of fasting specimen.						
C8459102 Vitamin B3 (Niacin, Nicotinamide)						
Protect sample from light during collection, storage, and shipment.						
Serum	Separator Tube	2 mL	<0°C	LC-MS/MS	Wed 08:00	1 week
C8459104 Vitamin B5 (Pantothenic Acid) ²						
Serum	Separator Tube	2 mL	2-8°C	LC-MS/MS	Tue 08:00	2 weeks
Serum: Protect from direct sun light.						
C8420701 Vitamin B6 (Pyridoxal Phosphate)						
Serum, Frozen	Separator Tube	1 mL	<0°C	LC-MS/MS	Tue 08:00	Wed 18:00
Serum, Frozen: The sample should be drawn at fasting for at least 8 hours. The sample should be protected from light.						
C8218001 Vitamin C (Ascorbic Acid)						
Serum, Frozen	Separator Tube	1 mL	<0°C	PHOTOMETRY	Wed 08:00	Fri 18:00
Serum, Frozen: Protect sample from light during collection, storage, and shipment.						
C8265201 Vitamin D, 1,25-Dihydroxy						
Serum	Separator Tube	1 mL	2-8°C	CLIA	Tue 08:00 Thu 08:00	Fri 18:00 Mon 18:00
Serum: Patient should be fasting for at least eight hours prior to collection of fasting specimen. Gross hemolyzed specimens are not admissible.						
C8230601 Vitamin D, 25-Hydroxy						
Serum	Separator Tube	0.5 mL	2-8°C	CLIA	Mon-Sat 12:00	Mon-Sat 18:00
C8444601 Vitamin E (Alpha-Tocopherol)						
Serum, Frozen	Separator Tube	1 mL	<0°C	HPLC	Wed 08:00	Thu 18:00

Acibadem Labmed Medical Laboratory is granted fixed and flexible scope accreditation according to TS EN ISO 15189 by TURKAK (AB-0001-TL). Sign (1) shows accredited tests and sign (2) shows tests analyzed in accredited partner laboratory, Labmed Dortmund MVZ. Sign (3) shows tests analyzed in Central Laboratory.

ALPHABETIC TEST LIST

05.02.2024

SPECIMEN TYPE	CONTAINER	VOLUME	TRANSPORT	METHODOLOGY	PERFORMED	REPORTED
C8459701 Vitamin K1						
Serum, Frozen	Separator Tube	2 mL	<0°C	LC-MS/MS	Mon 08:00	10 days
Serum, Frozen: Fasting is required for at least 8 hours and protect sample from light during collection, storage, and shipment.						
C8524601 von Willebrand Factor Activity						
The plasma sample should be frozen by portioning it into at least two separate tubes. Unacceptable conditions: Hemolyzed, lipemic, icteric and fibrin.						
Plasma (Citrate), Frozen	Blue (Sodium citrate)	1 mL	<0°C	COAGULOMETRY	Tue 08:00 Fri 08:00	Thu 18:00 Mon 18:00
C8524503 von Willebrand Factor Antigen						
The plasma sample should be frozen by portioning it into at least two separate tubes. Unacceptable conditions: Hemolyzed, lipemic, icteric and fibrin.						
Plasma (Citrate), Frozen	Blue (Sodium citrate)	1 mL	<0°C	COAGULOMETRY	Tue 08:00 Fri 08:00	Thu 18:00 Mon 18:00
C8676514 von Willebrand Factor Profile						
Test contains; Factor VIII, von Willebrand Factor Activity (Ristocetin Cofactor), von Willebrand Factor Antigen, Thrombocyte Function Tests. All sample types defined in the test panel are required.						
Plasma (Citrate), Frozen	Blue (Sodium citrate)	1.5 mL	<0°C		Wed 08:00	Mon 18:00
Whole Blood (Citrate)	Blue (Sodium citrate)	6 mL	2-8°C			
Whole Blood (Citrate): For the platelet function test, the blood is collected into anticoagulant tubes with citrate. Specimen should be sent to the laboratory immediately, to ensure testing within 3 hours of collection. For further information, contact the laboratory. Three samples are required to run the test.						
C8029962 Voriconazole, Serum ²						
Serum	Plain Tube	1 mL	2-8°C	LC-MS/MS	Fri 08:00	Mon 18:00
C8779913 VRE (Vancomycin Resistant Enterococci A/B) DNA (PCR)						
Biologic Fluid	Biologic Fluid Tube	0	2-8°C	PCR	Mon-Fri 08:00	2 days
Stool	Plastic Collection Cup	1 gr	2-8°C	PCR		
Tissue Sample	Plastic Collection Cup	0	2-8°C	PCR		
Whole Blood (EDTA) (PCR)	Lavender (EDTA)	2 mL	2-8°C	PCR		
C8458803 Water Deprivation Test						
Plasma (EDTA), Frozen	Lavender (EDTA)	2 mL	<0°C	ISE/FPD/RIA	Mon-Fri	1 week
Serum	Separator Tube	2 mL	2-8°C	ISE/FPD/RIA		
Urine	Plastic Collection Cup	5 mL	2-8°C	ISE/FPD/RIA		

ALPHABETIC TEST LIST

05.02.2024

SPECIMEN TYPE	CONTAINER	VOLUME	TRANSPORT	METHODOLOGY	PERFORMED	REPORTED
C8676520 Water soluble vitamins						
Test contains; Vitamin C (AscorbicAcid), Vitamin B6 (Pyridoxal Phosphate), Vitamin B1 (Thiamin), Folic Acid, Vitamin B3 (Niacin, Nicotinamide), Vitamin B2 (Riboflavin), Biotin (Vitamin H), Vitamin B12.All sample types defined in the test panel are required.						
Plasma (Heparin)	Green (Heparin)	2 mL	2-8°C		Tue 08:00	2 weeks
Serum	Separator Tube	2 mL	2-8°C			
Serum, Frozen	Separator Tube	2.5 mL	<0°C			
Whole Blood (EDTA), Frozen	Lavender (EDTA)	1 mL	<0°C			
C8690007 Weak D						
Whole Blood	Lavender (EDTA)	0		GEL CENTRIFUGATION	Mon-Sat	2 hours
Whole Blood (EDTA) (TM)	Lavender (EDTA)	2 mL	18-24°C	GEL CENTRIFUGATION		
C8663802 Weil Felix						
Panel includes OX K, OX 19, OX 2.						
Serum	Separator Tube	0.3 mL	2-8°C	AGGLUTINATION	Mon-Fri 08:00	Mon-Fri 18:00
C8502103 Whole Blood Count ^{1 3}						
Cord Blood	Lavender (EDTA)	1 mL	18-24°C	AUTOMATED BLOOD COUNT SYSTEM	Mon-Sat 12:00	Mon-Sat 18:00
Whole Blood (EDTA)	Microtainer Tube	2 mL	2-8°C	AUTOMATED BLOOD COUNT SYSTEM		
Whole Blood (EDTA)	Lavender (EDTA) (CBC)	2 mL	2-8°C	AUTOMATED BLOOD COUNT SYSTEM		
C8502109 Whole Blood Count (Pediatric Panel)						
Whole Blood (EDTA)	Microtainer Tube	2 mL	2-8°C	AUTOMATED BLOOD COUNT SYSTEM	Mon-Sat 12:00	Mon-Sat 18:00
C8392116 Xanthurenic Acid/ Creatine Ratio, Urine						
Urine, Random, Frozen	Plastic Collection Cup	2 mL	<0°C	LC-MS/MS	Fri 08:00	Mon 18:00
C8679303 Yersinia Antibody, IgA ²						
Serum	Separator Tube	0.5 mL	2-8°C	EIA	Tue 08:00	1 week
C8704601 Yersinia Culture						
Stool	Plastic Collection Cup	0	2-8°C	C//S	Mon-Sat 12:00	7 days 17:00
Stool: Feces samples should be sent in Cary Blair transport medium.						

ALPHABETIC TEST LIST



05.02.2024

SPECIMEN TYPE	CONTAINER	VOLUME	TRANSPORT	METHODOLOGY	PERFORMED	REPORTED
---------------	-----------	--------	-----------	-------------	-----------	----------

C8636112 ZAP-70

Fill the "Acibadem Labmed Flow Cytometry Tests Request Form" Please contact with the laboratory before collecting the sample. Fresh sample is required. It is recommended that specimens arrive within 24 hours of draw.

Bone Marrow	Lavender (EDTA)	2	mL	18-24°C	FLOW CYTOMETRY	Mon 08:00 Tue 08:00 Wed 08:00 Thu 08:00 Fri 08:00 Sat 08:00	Wed 18:00 Thu 18:00 Fri 18:00 Mon 18:00 Tue 18:00 Tue 18:00
Whole Blood	Lavender (EDTA)	2	mL	18-24°C	FLOW CYTOMETRY		

C8779921 Zika Virus RNA (PCR)

Biologic Fluid	Biologic Fluid Tube	2	mL	2-8°C	PCR	Mon-Fri 08:00	3 days
Plasma (EDTA)	Lavender (EDTA)	2	mL	2-8°C	PCR		
Serum	Separator Tube	2	mL	2-8°C	PCR		

C8463006 Zinc [Mass/time] in 24 hour Urine

24-hour Urine	Plastic 24-Hour Urine Container	5	mL	2-8°C	AAS	Mon 08:00 Wed 08:00 Fri 08:00	Tue 18:00 Thu 18:00 Mon 18:00
---------------	---------------------------------	---	----	-------	-----	-------------------------------------	-------------------------------------

C8463001 Zinc (Zn)

Unacceptable conditions: Hemolysis

Plasma (Heparin)	Sodium Heparin-Royal Blue	2	mL	2-8°C	AAS	Mon 08:00 Wed 08:00 Fri 08:00	Tue 18:00 Thu 18:00 Mon 18:00
------------------	---------------------------	---	----	-------	-----	-------------------------------------	-------------------------------------

C8463002 Zinc (Zn), Erythrocyte

Whole Blood (EDTA)	Lavender (EDTA)	2	mL	2-8°C	ICP-MS	Tue 08:00 Wed 08:00 Fri 08:00	Thu 18:00 Fri 18:00 Tue 18:00
--------------------	-----------------	---	----	-------	--------	-------------------------------------	-------------------------------------

Whole Blood (EDTA): Whole Blood (EDTA)

C8463005 Zinc (Zn)/Creatinine Ratio, Urine Random ^{1 3}

Urine, Random	Plastic Collection Cup	5	mL	2-8°C	AAS	Mon 08:00 Wed 08:00 Fri 08:00	Tue 18:00 Thu 18:00 Mon 18:00
---------------	------------------------	---	----	-------	-----	-------------------------------------	-------------------------------------

ALPHABETIC TEST LIST

05.02.2024

SPECIMEN TYPE	CONTAINER	VOLUME	TRANSPORT	METHODOLOGY	PERFORMED	REPORTED
C8600454 Zonulin, Serum ³						
Serum, Frozen	Separator Tube	1 mL	<0°C	EIA	Thu 08:00	2 weeks
Serum, Frozen: Unacceptable conditions: Hemolysis and lipemia						
C8600455 Zonulin, Stool						
Stool, Frozen	Plastic Collection Cup	1 gr	<0°C	EIA	Thu 08:00	2 weeks
C8263401 11-Deoxycortisol						
Serum	Separator Tube	0.5 mL	2-8°C	LC-MS/MS	Thu 08:00	Fri 18:00
C8789901 (1,3)-Beta-D-Glucan (Fungal)						
(1-3)-β-D-glucan is a characteristic cell-wall component of fungi. A broad range of fungi including Aspergillus, Candida, Fusarium, Trichosporon, Saccharomyces, Acremonium, Pneumocystis jirovecii.						
Bronchoalveolar Lavage	Biologic Fluid Tube	1 mL	2-8°C	CLIA	Mon-Thu 08:00 Fri 08:00	Tue-Fri 18:00 Mon 18:00
CSF	Sterile CSF Tube	1 mL	2-8°C	CLIA		
Plasma (EDTA)	Lavender (EDTA)	1 mL	2-8°C	CLIA		
Serum	Separator Tube	1 mL	2-8°C	CLIA		
Serum: Unacceptable conditions: Hemolysis and lipemia						
C8349801 17-alpha-Hydroxyprogesterone (direct)						
Serum	Separator Tube	1 mL	2-8°C	LC-MS/MS	Mon 08:00 Thu 08:00	Tue 18:00 Fri 18:00
C8349101 17-Hydroxycorticosteroids ²						
24-hour Urine, Acetic acid treated	Plastic 24-Hour Urine Container	10 mL	2-8°C	PHOTOMETRY	Tue 08:00	2 weeks
24-hour Urine, Acetic acid treated: Urine should be collected in a container, containing 25 ml of glacial acetic acid, 50%.						
C8414301 17-hydroxypregnenolon ²						
Serum, Frozen	Separator Tube	2 mL	<0°C	RIA	Tue 08:00	2 weeks
C8301838 2-Butoxyacetic Acid						
Urine, Random	Plastic Collection Cup	10 mL	2-8°C	GC-MS	Mon 08:00	10 days
Urine, Random: There is no need for light protection						
C8351907 21-Hydroxylase Antibody ²						
Serum	Separator Tube	2 mL	2-8°C	RIP	Tue 08:00	2 weeks

ALPHABETIC TEST LIST



05.02.2024

SPECIMEN TYPE	CONTAINER	VOLUME	TRANSPORT	METHODOLOGY	PERFORMED	REPORTED
C8443002 2,5-Hexandione						
Urine, Random	Plastic Collection Cup	10 mL	2-8°C	GC-MS	Mon-Fri 08:00	8 days
C8391501 5' Nucleotidase						
Serum	Separator Tube	0.5 mL	2-8°C	ENZYMATIC	Fri 08:00	Fri 18:00
C8349701 5-Hydroxyindoleacetic acid (5-HI AA) (24 hours)						
24-hour Urine, HCl treated	Plastic 24-Hour Urine Container	5 mL	2-8°C	LC-MS/MS	Mon 08:00 Thu 08:00	Tue 18:00 Fri 18:00
24-hour Urine, HCl treated: Patients should not eat avocados, bananas, butternuts, cantaloupe, dates, eggplant, grapefruit, hickory nuts, honeydew, kiwi fruit, melons, nuts, pecans, pineapple, plantain, plums, tomatoes, or walnuts for a 72-hour period prior to start of collection.						
C8349702 5-Hydroxyindoleacetic acid (5-HI AA)/Creatinin Ratio, Urine random						
Urine, Random	Plastic Collection Cup	1 mL	2-8°C	LC-MS/MS	Mon 08:00 Thu 08:00	Tue 18:00 Fri 18:00
C8260703 5-Hydroxytryptophan ²						
Plasma (EDTA)	Lavender (EDTA)	1 mL	2-8°C	LC-MS/MS	Tue 08:00	1 weeks
24-hour Urine, Acetic acid treated	Plastic 24-Hour Urine Container	5 mL	2-8°C	LC-MS/MS		
Plasma (EDTA): Plasma (EDTA). Separate plasma from cells and freeze ASAP. 24-hour Urine, Acetic acid treated: Collect 24-hour urine in a container, containing 5-10 ml of acetic acid. Refrigerate 24-hour sample during collection. Transport: 5 mL aliquot from a well mixed 24-hour urine. Record 24-hour total volume.						
C8254101 7-Dehydrocholesterol						
Plasma (Heparin), Frozen	Green (Heparin)	0.5 mL	<0°C	GC-MS	Mon 08:00	2 weeks
C8217507 8-Hydroxy-2-deoxyguanosine/Creatinine Ratio, Urine						
Urine, Random	Plastic Collection Cup	2 mL	<0°C	LC-MS/MS	Fri 08:00	Mon 18:00

Acibadem Labmed Medical Laboratory is granted fixed and flexible scope accreditation according to TS EN ISO 15189 by TURKAK (AB-0001-TL). Sign (1) shows accredited tests and sign (2) shows tests analyzed in accredited partner laboratory, Labmed Dortmund MVZ. Sign (3) shows tests analyzed in Central Laboratory.

05.02.2024

SPECIMEN TYPE	CONTAINER	VOLUME	TRANSPORT	METHODOLOGY	PERFORMED	REPORTED
---------------	-----------	--------	-----------	-------------	-----------	----------

Genetic Diagnosis Tests

C8392124 Abortion Material_Microarray + Chromosome Analysis + Maternal Contamination ²

Maternal peripheral blood sample (3mL EDTA tube) is necessarily required to exclude maternal contamination.

Abortion Material and whole blood	Transport Medyum ve EDTA(mor kapak)	1	Item	18-24°C	HIGH RESOLUTION SNP ARRAY	Mon-Sat	2 weeks
-----------------------------------	-------------------------------------	---	------	---------	---------------------------	---------	---------

C8392159 Achondroplasia Disease FGFR3 Gene Common Mutation Analysis, Prenatal ^{1 2}

Maternal peripheral blood sample (3mL EDTA tube) is necessarily required to exclude maternal contamination. Paternal peripheral blood sample (3mL EDTA tube) is necessarily required for confirmation analyses.

Amniotic fluid and whole blood	Injector and Lavender (EDTA)	5	mL	18-24°C	DNA SEQUENCING	Mon-Sat	2 weeks
CVS and Whole Blood	Transport Medyum ve EDTA(mor kapak)	3	villus	18-24°C	DNA SEQUENCING		

C8389616 Achondroplasia Disease, FGFR3 Gene Common Mutation Anlysis ^{1 2}

Whole Blood (EDTA)	Lavender (EDTA)	3	mL	18-24°C	DNA SEQUENCING	Mon-Sat	2 weeks
--------------------	-----------------	---	----	---------	----------------	---------	---------

C8392142 Achondroplasia Disease, FGFR3 Gene Sequencing Analysis ²

Whole Blood	Lavender (EDTA)	3	mL	18-24°C	DNA SEQUENCING	Mon-Sat	2 weeks
-------------	-----------------	---	----	---------	----------------	---------	---------

C8392161 Achondroplasia Disease FGFR3 Gene Sequencing Analysis, Prenatal ²

Maternal peripheral blood sample (3mL EDTA tube) is necessarily required to exclude maternal contamination. Paternal peripheral blood sample (3mL EDTA tube) is necessarily required for confirmation analyses.

Amniotic fluid and whole blood	Injector and Lavender (EDTA)	5	mL	18-24°C	DNA SEQUENCING	Mon-Sat	3 weeks
Cord Blood	Lavender (EDTA)	2	mL	18-24°C	DNA SEQUENCING		
CVS and Whole Blood	Transport Medyum ve EDTA(mor kapak)	3	villus	18-24°C	DNA SEQUENCING		

C8392814 Acibadem NIPT PLUS (Whole Chromosomes)

Whole Blood	Special Kit	10	mL	18-24°C	NEXT GENERATION SEQUENCING (NGS)	Mon-Sat	10 days
-------------	-------------	----	----	---------	----------------------------------	---------	---------

C8392816 Acibadem NIPT Premium PLUS (Whole Chromosomes)+ Di George

Whole Blood	Special Kit	20	mL	18-24°C	NEXT GENERATION SEQUENCING (NGS)	Mon-Sat	10 days
-------------	-------------	----	----	---------	----------------------------------	---------	---------

C8392815 Acibadem NIPT Premium (10 Chromosomes)+ Di George

Whole Blood	Special Kit	20	mL	18-24°C	NEXT GENERATION SEQUENCING (NGS)	Mon-Sat	10 days
-------------	-------------	----	----	---------	----------------------------------	---------	---------

Özel Acibadem Labmed Genetic Diagnosis Center has been accredited by TURKAK according to TS EN ISO 15189 Standard (AB-0001-TL) and by CAP according to Laboratory Accreditation Program Standarts (CAP Number: 9005421, AU-ID: 2105026). Sign (1) shows an accredited test according to the TS EN ISO 15189 standard, sign (2) shows an accredited test according to CAP Laboratory Accreditation Program Standarts, sign (3) shows a test analyzed in a contracted accredited laboratory according to CAP Laboratory Accreditation Program Standarts.

ALPHABETIC TEST LIST



05.02.2024

SPECIMEN TYPE	CONTAINER	VOLUME	TRANSPORT	METHODOLOGY	PERFORMED	REPORTED
C8392813 AcibademNI PT (10 Chromosomes)						
Whole Blood	Special Kit	10 mL	18-24°C	NEXT GENERATION SEQUENCING (NGS)	Mon-Sat	10 days
C8392649 Acibadem Personalized Genome Full (APG-Full)						
Swab	Special Kit	0	18-24°C	NEXT GENERATION SEQUENCING (NGS)	Mon-Sat	14 week
Whole Blood	Lavender (EDTA)	6 mL	18-24°C	NEXT GENERATION SEQUENCING (NGS)		
C8392343 Acute Intermittent Porphyria, HMBS Gene Sequencing Analysis ²						
Sequencing analysis of HMBS gene (all coding exon).						
Whole Blood	Lavender (EDTA)	3 mL	18-24°C	DNA SEQUENCING	Mon-Sat	4 weeks
C8392795 ALL_I KZFplus Analysis						
Bone Marrow	Lavender (EDTA)	3 mL	18-24°C	NEXT GENERATION SEQUENCING (NGS)	Mon-Sat	20 days
Whole Blood	Lavender (EDTA)	3 mL	18-24°C	NEXT GENERATION SEQUENCING (NGS)		
C8392149 Alpha Thalassemia HBA1, HBA2 Gene Deletion Duplication Analysis						
Amniotic fluid and whole blood	Injector and Lavender (EDTA)	3 mL	18-24°C	MLPA	Mon-Sat	4 weeks
DNA	Sterile Tube	1 Item	18-24°C	MLPA		
Whole Blood	Lavender (EDTA)	3 mL	18-24°C	MLPA		
C8389815 Alpha Thalassemia HBA1, HBA2 Gene Sequencing Analysis ²						
Amniotic fluid and whole blood	Injector and Lavender (EDTA)	3 mL	18-24°C	DNA SEQUENCING	Mon-Sat	3 weeks
CVS	Transport Medyum	1 villus	18-24°C	DNA SEQUENCING		
DNA	Sterile Tube	1 Item		DNA SEQUENCING		
Whole Blood	Lavender (EDTA)	3 mL	18-24°C	DNA SEQUENCING		
C8389902 Alpha 1-Antitrypsin Genotyping						
Whole Blood	Lavender (EDTA)	3 mL	18-24°C	DNA SEQUENCING	Mon-Sat	2 weeks
C8392129 Alport syndrome COL4A3, COL4A4, COL4A5 Genes Sequencing Analysis						
Whole Blood	Lavender (EDTA)	3 mL	18-24°C	NEXT GENERATION SEQUENCING (NGS)	Mon-Sat	4 weeks

Özel Acibadem Labmed Genetic Diagnosis Center has been accredited by TURKAK according to TS EN ISO 15189 Standard (AB-0001-TL) and by CAP according to Laboratory Accreditation Program Standarts (CAP Number: 9005421, AU-ID: 2105026). Sign (1) shows an accredited test according to the TS EN ISO 15189 standard, sign (2) shows an accredited test according to CAP Laboratory Accreditation Program Standarts, sign (3) shows a test analyzed in a contracted accredited laboratory according to CAP Laboratory Accreditation Program Standarts.

ALPHABETIC TEST LIST



05.02.2024

SPECIMEN TYPE	CONTAINER	VOLUME	TRANSPORT	METHODOLOGY	PERFORMED	REPORTED
C8392760 Alzheimer's Disease Risk Score						
Apply to Laboratory	Special Kit	0	18-24°C	NEXT GENERATION SEQUENCING (NGS)	Mon-Sat	4-6 weeks
C8392769 Alzheimer's Disease Risk Score-UHM						
Apply to Laboratory	Special Kit	0	18-24°C	NEXT GENERATION SEQUENCING (NGS)	Mon-Sat	6-8 weeks
Swab	Special Kit	1	ADET 18-24°C	NEXT GENERATION SEQUENCING (NGS)		
C8392627 AML Cytogenetics-FISH-Molecular Panels						
Parameters included in panel: FISH: 5p15.31/5q31.1 EGR1, 7q22.1/7q31, t(8;21) AML1/ETO, 11q23 MLL, 16q22 (inv16), t(15;17) PML/RARA, inv3, 17p13 P53, t(6;9)(p22;q34) DEK/NUP214, t(7;12)(q36;p13) MNX1/ETV6, t(9;22). Chromosome analysis, FLT3 IDT, p.D835, CEBPA, NPM1 Exon 12. Genes: ABL1, CBLB, ETNK1, IL7R, MSH2, PMS2, SRP72, ZRSR2, ADA, CBLC, ETV6, JAK1, MSH6, PRAMEF2, SRSF2, ANKRD26, CDKN2A, EZH2, JAK2, MYC, PRF1, STAG2, ASXL1, CEBPA, FAM154B, JAK3, MYD88, PRPF40B, STAT3, ASXL2, CHEK2, FAM47A, KAT6A, NBN, PRPF8, STXBP2, ATM, CREBBP, FAM5C, KCNA4, NF1, PTEN, SUZ12, ATRX, CRLF2, FAS, KCNK13, NOTCH1, PTPN11, TAL1, BCL6, CSF1R, FBXW7, KDM6A, NPAT, RAD21, TERC, BCOR, CSF3R, FLRT2, KDR, NPM1, RB1, TERT, BCORL1, CTCF, FLT3, KIT, NRAS, RELN, TET2, BCR, CUX1, GATA1, KLHDC8B, NSD1, RUNX1, TNFRSF13B, BIRC3, DAXX, GATA2, KLHL6, NTRK3, SETBP1, TP53, BLM, DDX41, GJB3, KMT2A, OR13H1, SF1, TPMT, BRAF, DNMT2, GNAS, OR8B12, SF3A1, TUBA3C, BRCA1, DNMT1, HNRNPK, KRAS, P2RY2, SF3B1, U2AF1, BRCA2, DNMT3A HR						
Bone Marrow	Lavender (EDTA) + Green (Heparin)	6	mL	18-24°C	NEXT GENERATION SEQUENCING (NGS)	Mon-Sat 4 weeks
Whole Blood	Lavender (EDTA) + Green (Heparin)	6	mL	18-24°C	NEXT GENERATION SEQUENCING (NGS)	
C8392628 AML Molecular Panels						
Parameters included in panel: FLT3 IDT, p.D835, CEBPA, NPM1 Exon 12.						
Bone Marrow	Lavender (EDTA)	3	mL	18-24°C	DNA SEQUENCING	Mon-Sat 7 days
Whole Blood	Lavender (EDTA)	3	mL	18-24°C	DNA SEQUENCING	
C8392685 AML-BFM2019 Pediatric Panels						
Bone Marrow	Lavender (EDTA) + Green (Heparin)	3	mL	18-24°C	INTERPHASE FISH	Mon-Sat 21 days
Whole Blood	Lavender (EDTA) + Green (Heparin)	3	mL	18-24°C	INTERPHASE FISH	
C8392275 Amniotic Fluid_ Prenatal Microarray + Chromosome Analysis + Rapid Aneuploidy Analysis ²						
Maternal peripheral blood sample (3mL EDTA tube) is necessarily required to exclude maternal contamination.						
Amniotic fluid and whole blood	Injector and Lavender (EDTA)	20	mL	18-24°C	HIGH RESOLUTION SNP ARRAY	Mon-Sat 2 weeks
Whole Blood	Lavender (EDTA)	3	mL	18-24°C	HIGH RESOLUTION SNP ARRAY	

Özel Acıbadem Labmed Genetic Diagnosis Center has been accredited by TURKAK according to TS EN ISO 15189 Standard (AB-0001-TL) and by CAP according to Laboratory Accreditation Program Standards (CAP Number: 9005421, AU-ID: 2105026). Sign (1) shows an accredited test according to the TS EN ISO 15189 standard, sign (2) shows an accredited test according to CAP Laboratory Accreditation Program Standards, sign (3) shows a test analyzed in a contracted accredited laboratory according to CAP Laboratory Accreditation Program Standards.

ALPHABETIC TEST LIST

05.02.2024

SPECIMEN TYPE	CONTAINER	VOLUME	TRANSPORT	METHODOLOGY	PERFORMED	REPORTED
C8392100 Amniotic Fluid_TRI O Prenatal Microarray + Chromosome Analysis + Rapid Aneuploidy Analysis ²						
Parent-fetal analyses done together. EDTA and Heparinized blood samples of parents are required. Rapid aneuploidy analysis (QF PCR), long-term cell-tissue culture, and chromosome analysis are included (no additional test is required).						
Amniotic fluid and whole blood	Injector and Lavender (EDTA)	20 mL	18-24°C	HIGH RESOLUTION SNP ARRAY	Mon-Sat	2 weeks
Whole Blood	Lavender (EDTA)	3 mL	18-24°C	HIGH RESOLUTION SNP ARRAY		
C8389842 Angiotensin ACE ins / del (ID) Polymorphism Analysis						
Whole Blood	Lavender (EDTA)	3 mL	18-24°C	DNA SEQUENCING	Mon-Sat	2 weeks
C8389605 Ankylosing spondylitis, HLA Analysis (HLA B* 27)						
Whole Blood	Lavender (EDTA)	3 mL	18-24°C	REAL TIME PCR	Mon-Sat	2 weeks
C8392433 APC Gene Sequencing Analysis ²						
Whole Blood	Lavender (EDTA)	3 mL	18-24°C	DNA SEQUENCING	Mon-Sat	4 weeks
C8389837 Apo B Gene Genotype Analysis						
Whole Blood	Lavender (EDTA)	3 mL	18-24°C	REAL TIME PCR	Mon-Sat	10 days
C8389834 Apo E Gene Genotype Analysis						
Whole Blood	Lavender (EDTA)	3 mL	18-24°C	REAL TIME PCR	Mon-Sat	10 days
C8392095 Ataxia Telangiectasia, ATM Gene Sequencing Analysis ²						
Whole Blood	Lavender (EDTA)	3 mL	18-24°C	DNA SEQUENCING	Mon-Sat	4 weeks
C8389610 Autosomal Dominant Periodic Fever (TRAPS) TNFR1 Gene Sequencing Analysis ²						
Whole Blood	Lavender (EDTA)	3 mL	18-24°C	DNA SEQUENCING	Mon-Sat	6 weeks
C8389906 B Cell Clonality Test						
Bone Marrow	Lavender (EDTA)	3 mL	18-24°C	PCR-FRAGMENT ANALYSIS	Mon-Sat	2 weeks
Paraffin Section	Sterile Tube	1 Item	18-24°C	PCR-FRAGMENT ANALYSIS		
Whole Blood	Lavender (EDTA)	3 mL	18-24°C	PCR-FRAGMENT ANALYSIS		
C8392742 Bardet-Biedl Syndrome Panel ²						
Whole Blood	Lavender (EDTA)	3 mL	18-24°C	NEXT GENERATION SEQUENCING (NGS)	Mon-Sat	6-8 weeks

Özel Acıbadem Labmed Genetic Diagnosis Center has been accredited by TURKAK according to TS EN ISO 15189 Standard (AB-0001-TL) and by CAP according to Laboratory Accreditation Program Standards (CAP Number: 9005421, AU-ID: 2105026). Sign (1) shows an accredited test according to the TS EN ISO 15189 standard, sign (2) shows an accredited test according to CAP Laboratory Accreditation Program Standards, sign (3) shows a test analyzed in a contracted accredited laboratory according to CAP Laboratory Accreditation Program Standards.

ALPHABETIC TEST LIST

05.02.2024

SPECIMEN TYPE	CONTAINER	VOLUME	TRANSPORT	METHODOLOGY	PERFORMED	REPORTED
C8392667 BCL2 Gene Sequencing Analysis ²						
Bone Marrow	Lavender (EDTA)	3 mL	18-24°C	DNA SEQUENCING	Mon-Sat	15 days
Whole Blood	Lavender (EDTA)	3 mL	18-24°C	DNA SEQUENCING		
C8392754 Beckwith-Wiedemann, Russell-Silver Syndrome, 11p15 Methylation, Deletion-Duplication Analysis						
Whole Blood	Lavender (EDTA)	3 mL	18-24°C	MLPA-MS	Mon-Sat	4 weeks
C8389607 Behcet's Disease Susceptibility, HLA Analysis-B* 51						
Whole Blood	Lavender (EDTA)	3 mL	18-24°C	REAL TIME PCR	Mon-Sat	2 weeks
C8389848 Beta Fibrinogen FGB Gene Polymorphism Analysis						
DNA	Sterile Tube	2 mL	18-24°C	DNA SEQUENCING	Mon-Sat	15 days
Whole Blood	Lavender (EDTA)	3 mL	18-24°C	DNA SEQUENCING		
C8392380 Beta Thalassemia HBB Gene Deletion Duplication Analysis						
Amniotic fluid and whole blood	Injector and Lavender (EDTA)	3 mL	18-24°C	MLPA	Mon-Sat	4 weeks
DNA	Sterile Tube	1 ADET	18-24°C	MLPA		
Whole Blood	Lavender (EDTA)	0		MLPA		
C8389820 Beta Thalassemia HBB Gene Sequencing Analysis ^{1 2}						
Whole Blood	Lavender (EDTA)	3 mL	18-24°C	DNA SEQUENCING	Mon-Sat	3 weeks
C8389888 Beta Thalassemia HBB Gene Sequencing Analysis, Prenatal ^{1 2}						
Maternal peripheral blood sample (3mL EDTA tube) is necessarily required to exclude maternal contamination. Paternal peripheral blood sample (3mL EDTA tube) is necessarily required for confirmation analyses.						
Amniotic fluid and whole blood	Injector and Lavender (EDTA)	5 mL	18-24°C	DNA SEQUENCING	Mon-Sat	3 weeks
CVS and Whole Blood	Transport Medyum ve EDTA(mor kapak)	3 Villus	18-24°C	DNA SEQUENCING		
C8392398 Biotinidase deficiency, BTB Sequence Analysis ²						
DNA	Sterile Tube	3 mL	18-24°C	DNA SEQUENCING	Mon-Sat	4 weeks
Whole Blood	Lavender (EDTA)	3 mL	18-24°C	DNA SEQUENCING		

Özel Acıbadem Labmed Genetic Diagnosis Center has been accredited by TURKAK according to TS EN ISO 15189 Standard (AB-0001-TL) and by CAP according to Laboratory Accreditation Program Standarts (CAP Number: 9005421, AU-ID: 2105026). Sign (1) shows an accredited test according to the TS EN ISO 15189 standard, sign (2) shows an accredited test according to CAP Laboratory Accreditation Program Standarts, sign (3) shows a test analyzed in a contracted accredited laboratory according to CAP Laboratory Accreditation Program Standarts.

ALPHABETIC TEST LIST

05.02.2024

SPECIMEN TYPE	CONTAINER	VOLUME	TRANSPORT	METHODOLOGY	PERFORMED	REPORTED
C8390110 B-Raf (BRAF) p.V600E Mutation Analysis						
Biopsy Material	Sterile Tube	1 cm	18-24°C	REAL TIME PCR	Mon-Sat	10 days
Bone Marrow	Lavender (EDTA)	2 mL	2-8°C	REAL TIME PCR		
Cell Culture	Sterile Tube	1 Item	18-24°C	REAL TIME PCR		
Paraffin Section	Sterile Tube	1 Item	18-24°C	REAL TIME PCR		
Tissue Sample	Sterile Tube	1 Item	<0°C	REAL TIME PCR		
Whole Blood	Lavender (EDTA)	3 mL	18-24°C	REAL TIME PCR		
C8392230 BRCA1/BRCA2 Gene Deletion Duplication Analysis						
DNA	Sterile Tube	1 Item	18-24°C	MLPA	Mon-Sat	4 weeks
Whole Blood	Lavender (EDTA)	3 mL	18-24°C	MLPA		
C8392190 BRCA1-BRCA2 Genes Sequencing Analysis ^{1 2}						
Whole Blood	Lavender (EDTA)	3 mL	18-24°C	NEXT GENERATION SEQUENCING (NGS)	Mon-Sat	4 weeks
C8392758 Breast Cancer Risk Score						
Apply to Laboratory	Special Kit	0	18-24°C	NEXT GENERATION SEQUENCING (NGS)	Mon-Sat	4-6 weeks
C8392827 Breast PRS						
Swab	Special Kit	1 Item	18-24°C	NEXT GENERATION SEQUENCING (NGS)	Mon-Sat	4-6 weeks
C8389900 CADASIL Disease NOTCH 3 Gene Common Mutation Analysis ²						
Whole Blood	Lavender (EDTA)	3 mL	18-24°C	DNA SEQUENCING	Mon-Sat	3 weeks
C8392759 Cardio-Metabolic Genetic Check-Up						
Apply to Laboratory	Special Kit	0	18-24°C	NEXT GENERATION SEQUENCING (NGS)	Mon-Sat	4-6 weeks
C8392132 Cardiomyopathy Gene Panel ²						
Whole Blood	Lavender (EDTA)	3 mL	18-24°C	NEXT GENERATION SEQUENCING (NGS)	Mon-Sat	6-8 weeks

Özel Acıbadem Labmed Genetic Diagnosis Center has been accredited by TURKAK according to TS EN ISO 15189 Standard (AB-0001-TL) and by CAP according to Laboratory Accreditation Program Standarts (CAP Number: 9005421, AU-ID: 2105026). Sign (1) shows an accredited test according to the TS EN ISO 15189 standard, sign (2) shows an accredited test according to CAP Laboratory Accreditation Program Standarts, sign (3) shows a test analyzed in a contracted accredited laboratory according to CAP Laboratory Accreditation Program Standarts.

ALPHABETIC TEST LIST



05.02.2024

SPECIMEN TYPE	CONTAINER	VOLUME	TRANSPORT	METHODOLOGY	PERFORMED	REPORTED
C8392860 Cardiovascular Disease Risk Assessment (Genetic Risk Factors & NMR Lipid Profile)						
Apply to Laboratory	Special Kit	1	Item	18-24°C	Mon-Sat 08:00	8 weeks
Serum	Plain Tube	2	mL	18-24°C		
Whole Blood (EDTA)	Lavender (EDTA)	3	mL	18-24°C		
C8389838 Cardiovascular Risk Panels						
Whole Blood (EDTA)	Lavender (EDTA)	3	mL	18-24°C	REAL TIME PCR	Mon-Sat 2 weeks
C8392788 Carrier Genetic Screening Test (Whole Genome)						
Whole Blood	Lavender (EDTA)	3	mL	18-24°C	NEXT GENERATION SEQUENCING (NGS)	Mon-Sat 4-6 weeks
C8392461 Carrier Panel (27 Genes)						
Whole Blood (EDTA)	Lavender (EDTA)	10	mL	18-24°C	NEXT GENERATION SEQUENCING (NGS)	Mon-Sat 4 weeks
C8392439 Carrier Screening Panels 330 Genes, Fragile X, SMA, Congenital Adrenal Hyperplasia + Risk Gene Analysis Partner ³						
Whole Blood	Lavender (EDTA)	3	mL	18-24°C	NEXT GENERATION SEQUENCING (NGS)	Mon-Sat 8 weeks
C8392773 Carrier Screening (SMA and Cystic Fibrosis 50 Mutations) ²						
Whole Blood	Lavender (EDTA)	3	mL	18-24°C	REAL TIME PCR	Mon-Sat 3 weeks
C8392830 Carrier Screening (SMA, Fragile X, DMD and Cystic Fibrosis 50 Mutations)						
Whole Blood	Lavender (EDTA)	3	mL	18-24°C	FRAGMENT ANALYSIS	Mon-Sat 4 weeks
C8389988 CEBPA Gene Sequencing Analysis ²						
Bone Marrow	Lavender (EDTA)	3	mL	18-24°C	DNA SEQUENCING	Mon-Sat 10 days
Whole Blood (EDTA)	Lavender (EDTA)	3	mL	18-24°C	DNA SEQUENCING	
C8392761 Celiac Disease Risk Score						
Apply to Laboratory	Special Kit	0		18-24°C	NEXT GENERATION SEQUENCING (NGS)	Mon-Sat 4-6 weeks
C8392770 Celiac Disease Risk Score-UHM						
Apply to Laboratory	Special Kit	0		18-24°C	NEXT GENERATION SEQUENCING (NGS)	Mon-Sat 6-8 week

Özel Acıbadem Labmed Genetic Diagnosis Center has been accredited by TURKAK according to TS EN ISO 15189 Standard (AB-0001-TL) and by CAP according to Laboratory Accreditation Program Standarts (CAP Number: 9005421, AU-ID: 2105026). Sign (1) shows an accredited test according to the TS EN ISO 15189 standard, sign (2) shows an accredited test according to CAP Laboratory Accreditation Program Standarts, sign (3) shows a test analyzed in a contracted accredited laboratory according to CAP Laboratory Accreditation Program Standarts.

ALPHABETIC TEST LIST



05.02.2024

SPECIMEN TYPE	CONTAINER	VOLUME	TRANSPORT	METHODOLOGY	PERFORMED	REPORTED
C8392214 Ceruloplasmin, CP Gene Sequencing Analysis ²						
Whole Blood	Lavender (EDTA)	3 mL	18-24°C	DNA SEQUENCING	Mon-Sat	4 weeks
C8389200 Charcot Marie Tooth Type 1A PMP22 Deletion, Duplication Analysis						
Whole Blood	Lavender (EDTA)	3 mL	18-24°C	PCR-FRAGMENT ANALYSIS	Mon-Sat	4 weeks
C8389202 Charcot Marie Tooth Type 1B MPZ Gene Sequencing Analysis ²						
Whole Blood	Lavender (EDTA)	3 mL	18-24°C	DNA SEQUENCING	Mon-Sat	4 weeks
C8389208 Charcot Marie Tooth Type 1E PMP22 Gene Sequencing Analysis ²						
Whole Blood	Lavender (EDTA)	3 mL	18-24°C	DNA SEQUENCING	Mon-Sat	4 weeks
C8389211 Charcot Marie Tooth X-Linked Dominant Type GJB1 Gene Sequencing Analysis ²						
Whole Blood	Lavender (EDTA)	3 mL	18-24°C	DNA SEQUENCING	Mon-Sat	4 weeks
C8392735 Charcot-Marie-Tooth Disease Panel ²						
Whole Blood	Lavender (EDTA)	3 mL	18-24°C	NEXT GENERATION SEQUENCING (NGS)	Mon-Sat	6-8 weeks
C8392361 Chimerism, B Cell, PCR-based STR Fragment Analysis						
Bone Marrow	Lavender (EDTA)	3 mL	18-24°C	FRAGMENT ANALYSIS	Mon-Sat	1 week
Whole Blood	Lavender (EDTA)	3 mL	18-24°C	FRAGMENT ANALYSIS		
C8389861 Chimerism, PCR-based STR Fragment Analysis ¹						
Amniotic fluid and whole blood	Injector and Lavender (EDTA)	20 mL	18-24°C	PCR-FRAGMENT ANALYSIS	Mon-Sat	7 days
Bone Marrow	Lavender (EDTA)	3 mL	18-24°C	PCR-FRAGMENT ANALYSIS		
Hair	Sterile Tube	1	ADET 18-24°C	PCR-FRAGMENT ANALYSIS		
Paraffin Section	Sterile Tube	1	Item 18-24°C	PCR-FRAGMENT ANALYSIS		
Whole Blood	Lavender (EDTA)	3 mL	18-24°C	PCR-FRAGMENT ANALYSIS		
C8392030 Chimerism, PCR-based STR Fragment Analysis, Preliminary						
Hair	Sterile Tube	5	Item 18-24°C	PCR-FRAGMENT ANALYSIS	Mon-Sat	7 days
Other	.	1	ADET 18-24°C	PCR-FRAGMENT ANALYSIS		
Whole Blood	Lavender (EDTA)	3 mL	18-24°C	PCR-FRAGMENT ANALYSIS		

Özel Acıbadem Labmed Genetic Diagnosis Center has been accredited by TURKAK according to TS EN ISO 15189 Standard (AB-0001-TL) and by CAP according to Laboratory Accreditation Program Standards (CAP Number: 9005421, AU-ID: 2105026). Sign (1) shows an accredited test according to the TS EN ISO 15189 standard, sign (2) shows an accredited test according to CAP Laboratory Accreditation Program Standards, sign (3) shows a test analyzed in a contracted accredited laboratory according to CAP Laboratory Accreditation Program Standards.

ALPHABETIC TEST LIST



05.02.2024

SPECIMEN TYPE	CONTAINER	VOLUME	TRANSPORT	METHODOLOGY	PERFORMED	REPORTED
C8392360 Chimerism, T Cell, PCR-based STR Fragment Analysis						
Bone Marrow	Lavender (EDTA)	3 mL	18-24°C	FRAGMENT ANALYSIS	Mon-Sat	1 week
Whole Blood	Lavender (EDTA)	3 mL	18-24°C	FRAGMENT ANALYSIS		
C8392322 Chromosomal Instability Syndromes, DEB Test ²						
Bone Marrow	Green (Heparin)	2 mL	18-24°C	CYTOGENETIC	Mon-Sat	3 weeks
Tissue Sample	Sterile Tube	1 Item	18-24°C	CYTOGENETIC		
Whole Blood	Green (Heparin)	2 mL	18-24°C	CYTOGENETIC		
C8392024 Coeliac Disease, HLA Analysis (HLA-DQ2 and HLA-DQ8)						
Whole Blood	Lavender (EDTA)	3 mL	18-24°C	REAL TIME PCR	Mon-Sat	2 weeks
C8392792 Comprehensive Tumor Profiling Test (OncoDEEP)						
Apply to Laboratory	Call the Laboratory	0	18-24°C	NEXT GENERATION SEQUENCING (NGS)	Mon-Sat	3 weeks
C8392150 Congenital Adrenal Hyperplasia CYP21A2 Gene Deletion Duplication Analysis						
DNA	Sterile Tube	1 Item	18-24°C	MLPA	Mon-Sat	4 weeks
Whole Blood	Lavender (EDTA)	3 mL	18-24°C	MLPA		
C8392033 Congenital Adrenal Hyperplasia CYP21A2 Gene Sequencing Analysis ²						
Amniotic fluid and whole blood	Injector and Lavender (EDTA)	20 mL	18-24°C	DNA SEQUENCING	Mon-Sat	4 weeks
CVS and Whole Blood	Sterile Container and Lavender (EDTA)	1 mL	18-24°C	DNA SEQUENCING		
Whole Blood	Lavender (EDTA)	3 mL	18-24°C	DNA SEQUENCING		
C8392126 Congenital Deafness Connexin 26 (GJB2) Gene Sequencing Analysis ²						
Whole Blood	Lavender (EDTA)	3 mL	18-24°C	DNA SEQUENCING	Mon-Sat	3 weeks
C8392747 Congenital Myasthenia Panel ²						
Whole Blood	Lavender (EDTA)	3 mL	18-24°C	NEXT GENERATION SEQUENCING (NGS)	Mon-Sat	6-8 weeks
C8392711 Congenital Myopathy and Muscular Dystrophy Panel ²						
Whole Blood	Lavender (EDTA)	3 mL	18-24°C	NEXT GENERATION SEQUENCING (NGS)	Mon-Sat	6-8 weeks

Özel Acıbadem Labmed Genetic Diagnosis Center has been accredited by TURKAK according to TS EN ISO 15189 Standard (AB-0001-TL) and by CAP according to Laboratory Accreditation Program Standarts (CAP Number: 9005421, AU-ID: 2105026). Sign (1) shows an accredited test according to the TS EN ISO 15189 standard, sign (2) shows an accredited test according to CAP Laboratory Accreditation Program Standarts, sign (3) shows a test analyzed in a contracted accredited laboratory according to CAP Laboratory Accreditation Program Standarts.

ALPHABETIC TEST LIST

05.02.2024

SPECIMEN TYPE	CONTAINER	VOLUME	TRANSPORT	METHODOLOGY	PERFORMED	REPORTED
C8392079 Congenital Neutropenia Type 3 HAX1 Gene Sequencing Analysis ²						
Bone Marrow	Lavender (EDTA)	3 mL	18-24°C	DNA SEQUENCING	Mon-Sat	2 weeks
Whole Blood	Lavender (EDTA)	3 mL	18-24°C	DNA SEQUENCING		
C8392748 Congenital Thrombocytopenia Panel ²						
Whole Blood	Lavender (EDTA)	3 mL	18-24°C	NEXT GENERATION SEQUENCING (NGS)	Mon-Sat	6-8 weeks
C8392243 Costello Syndrome, HRAS Gene Sequencing Analysis ²						
Whole Blood	Lavender (EDTA)	3 mL	18-24°C	DNA SEQUENCING	Mon-Sat	4 weeks
C8392274 CVS_ Prenatal Microarray + Chromosome Analysis + Rapid Aneuploidy Analysis ²						
Maternal peripheral blood sample (3mL EDTA tube) is necessarily required to exclude maternal contamination.						
CVS and Whole Blood	Transport Medyum ve EDTA(mor kapak)	5 villus	18-24°C	HIGH RESOLUTION SNP ARRAY	Mon-Sat	2 weeks
Whole Blood	Lavender (EDTA)	3 mL	18-24°C	HIGH RESOLUTION SNP ARRAY		
C8392163 CVS_ TRIO Prenatal Microarray + Chromosome Analysis + Rapid Aneuploidy Analysis ²						
Parent-fetal analyses done together. EDTA and Heparinized blood samples of parents are required. Rapid aneuploidy analysis (QF PCR), long-term cell-tissue culture and chromosome analysis are included (no additional test is required).						
CVS and Whole Blood	Transport Medyum ve EDTA(mor kapak)	5 villus	18-24°C	HIGH RESOLUTION SNP ARRAY	Mon-Sat	2 weeks
Whole Blood	Lavender (EDTA)	3 mL	18-24°C	HIGH RESOLUTION SNP ARRAY		
C8392610 Cystic Fibrosis Carrier Screening ²						
Whole Blood	Lavender (EDTA)	3 mL	18-24°C	REAL TIME PCR	Mon-Sat	10 days
C8392611 Cystic Fibrosis Carrier Screening, Prenatal ²						
Amniotic fluid and whole blood	Sterile Container and Lavender (EDTA)	10 mL	18-24°C	REAL TIME PCR	Mon-Sat	10 days
CVS and Whole Blood	Sterile Container and Lavender (EDTA)	5 Item	18-24°C	REAL TIME PCR		
C8392216 Cystic Fibrosis, CFTR Gene, Deletion Duplication Analysis ²						
Amniotic fluid and whole blood	Injector and Lavender (EDTA)	5 mL	18-24°C	MLPA	Mon-Sat	4 weeks
CVS and Whole Blood	Transport Medyum ve EDTA(mor kapak)	5 villus		MLPA		
Whole Blood	Lavender (EDTA)	3 mL	18-24°C	MLPA		

Özel Acıbadem Labmed Genetic Diagnosis Center has been accredited by TURKAK according to TS EN ISO 15189 Standard (AB-0001-TL) and by CAP according to Laboratory Accreditation Program Standarts (CAP Number: 9005421, AU-ID: 2105026). Sign (1) shows an accredited test according to the TS EN ISO 15189 standard, sign (2) shows an accredited test according to CAP Laboratory Accreditation Program Standarts, sign (3) shows a test analyzed in a contracted accredited laboratory according to CAP Laboratory Accreditation Program Standarts.

ALPHABETIC TEST LIST



05.02.2024

SPECIMEN TYPE	CONTAINER	VOLUME	TRANSPORT	METHODOLOGY	PERFORMED	REPORTED
C8389125 Cystic Fibrosis CFTR Gene Sequencing Analysis ²						
Abortion Material	Transport Medyum	1 Item	18-24°C	NEXT GENERATION SEQUENCING (NGS)	Mon-Sat	4 weeks
Whole Blood	Lavender (EDTA)	3 mL	18-24°C	NEXT GENERATION SEQUENCING (NGS)		
C8389191 Cystic Fibrosis CFTR Gene Sequencing Analysis, Prenatal ²						
Maternal peripheral blood sample (3mL EDTA tube) is necessarily required to exclude maternal contamination.						
Amniotic fluid and whole blood	Injector and Lavender (EDTA)	5 mL	18-24°C	NEXT GENERATION SEQUENCING (NGS)	Mon-Sat	4 weeks
CVS and Whole Blood	Transport Medyum ve EDTA(mor kapak)	3 villus	18-24°C	NEXT GENERATION SEQUENCING (NGS)		
C8392774 Cystic Fibrosis (50 Mutations) and Fragile X Carrier Screening ²						
Whole Blood	Lavender (EDTA)	3 mL	18-24°C	REAL TIME PCR	Mon-Sat	3 weeks
C8392705 Cytopenia and Congenital Anemia Panel ²						
Whole Blood	Lavender (EDTA)	3 mL	18-24°C	NEXT GENERATION SEQUENCING (NGS)	Mon-Sat	6-8 weeks
C8392271 Deletion, Duplication Analysis (MLPA) ³						
CVS and Whole Blood	Sterile Container and Lavender (EDTA)	1 Item	18-24°C	MLPA	Mon-Sat	21 days
Whole Blood	Lavender (EDTA)	3 mL	18-24°C	MLPA		
C8390802 DNA isolation: blood, Bone marrow, amnion liquid						
Abortion Material	Sterile Tube	1 Item	18-24°C	DNA ISOLATION	Mon-Sat	3 days
Amniotic Fluid	Syringe	5 mL	18-24°C	DNA ISOLATION		
Bone Marrow	Lavender (EDTA)	2 mL	18-24°C	DNA ISOLATION		
Cord Blood	Lavender (EDTA)	2 mL	18-24°C	DNA ISOLATION		
CVS	Sterile Tube	3 villus	18-24°C	DNA ISOLATION		
Hair	Sterile Tube	1 Item	18-24°C	DNA ISOLATION		
Paraffin Section	Sterile Tube	1 Item	18-24°C	DNA ISOLATION		
Tissue Sample	Sterile Tube	1 cm	18-24°C	DNA ISOLATION		
Whole Blood	Lavender (EDTA)	3 mL	18-24°C	DNA ISOLATION		

Özel Acıbadem Labmed Genetic Diagnosis Center has been accredited by TURKAK according to TS EN ISO 15189 Standard (AB-0001-TL) and by CAP according to Laboratory Accreditation Program Standarts (CAP Number: 9005421, AU-ID: 2105026). Sign (1) shows an accredited test according to the TS EN ISO 15189 standard, sign (2) shows an accredited test according to CAP Laboratory Accreditation Program Standarts, sign (3) shows a test analyzed in a contracted accredited laboratory according to CAP Laboratory Accreditation Program Standarts.

ALPHABETIC TEST LIST



05.02.2024

SPECIMEN TYPE	CONTAINER	VOLUME	TRANSPORT	METHODOLOGY	PERFORMED	REPORTED
C8389207 Duchenne Muscular Dystrophy (DMD) Dystrophin Gene Deletion Duplication Analysis^{1 2}						
Whole Blood	Lavender (EDTA)	3 mL	18-24°C	MLPA	Mon-Sat	4 weeks
C8389285 Duchenne Muscular Dystrophy (DMD) Dystrophin Gene Deletion Duplication Analysis, Prenatal²						
Maternal peripheral blood sample (3mL EDTA tube) is necessarily required to exclude maternal contamination.						
Amniotic fluid and whole blood	Injector and Lavender (EDTA)	5 mL	18-24°C	MLPA	Mon-Sat	3 weeks
CVS and Whole Blood	Transport Medyum ve EDTA(mor kapak)	3 Villus	18-24°C	MLPA		
C8392125 Duchenne Muscular Dystrophy (DMD) Dystrophin Gene Sequencing Analysis²						
Whole Blood	Lavender (EDTA)	3 mL	18-24°C	DNA SEQUENCING	Mon-Sat	6 weeks
C8392709 Dystonia Panel²						
Whole Blood	Lavender (EDTA)	3 mL	18-24°C	NEXT GENERATION SEQUENCING (NGS)	Mon-Sat	6-8 weeks
C8392013 E-CADHERIN CDH1 Gene Sequencing Analysis²						
Whole Blood	Lavender (EDTA)	3 mL	18-24°C	DNA SEQUENCING	Mon-Sat	4 weeks
C8390103 EGFR Gene Common Mutation Analysis						
Biopsy Material	Sterile Tube	1 Item	18-24°C	REAL TIME PCR	Mon-Sat	2 weeks
Paraffin Section	Sterile Tube	2 Item	18-24°C	REAL TIME PCR		
C8392743 Epidermolysis Bullosa Panel²						
Whole Blood	Lavender (EDTA)	3 mL	18-24°C	NEXT GENERATION SEQUENCING (NGS)	Mon-Sat	6-8 weeks
C8392739 Epilepsy Panel²						
Whole Blood	Lavender (EDTA)	3 mL	18-24°C	NEXT GENERATION SEQUENCING (NGS)	Mon-Sat	6-8 weeks
C8392158 ERG Gene Deletion Analysis						
Bone Marrow	Lavender (EDTA)	3 mL	18-24°C	MLPA	Mon-Sat	20 days
Whole Blood	Lavender (EDTA)	3 mL	18-24°C	MLPA		
C8392444 Exom Sequencing Reevaluation, Single²						
Apply to Laboratory	Call the Laboratory	0		NEXT GENERATION SEQUENCING (NGS)	Mon-Sat	3 weeks

Özel Acibadem Labmed Genetic Diagnosis Center has been accredited by TURKAK according to TS EN ISO 15189 Standard (AB-0001-TL) and by CAP according to Laboratory Accreditation Program Standarts (CAP Number: 9005421, AU-ID: 2105026). Sign (1) shows an accredited test according to the TS EN ISO 15189 standard, sign (2) shows an accredited test according to CAP Laboratory Accreditation Program Standarts, sign (3) shows a test analyzed in a contracted accredited laboratory according to CAP Laboratory Accreditation Program Standarts.

ALPHABETIC TEST LIST

05.02.2024

SPECIMEN TYPE	CONTAINER	VOLUME	TRANSPORT	METHODOLOGY	PERFORMED	REPORTED
C8392637 Exom Sequencing Reevaluation, TRIO ²						
Apply to Laboratory	Call the Laboratory	0	18-24°C	NEXT GENERATION SEQUENCING (NGS)	Mon-Sat	4 weeks
C8392406 Exom Sequencing (WES, Single) ²						
Abortion Material	Sterile Tube	1 cm	18-24°C	NEXT GENERATION SEQUENCING (NGS)	Mon-Sat	12 weeks
DNA	Sterile Tube	1 Item	18-24°C	NEXT GENERATION SEQUENCING (NGS)		
Paraffin Section	Sterile Tube	1 Item	18-24°C	NEXT GENERATION SEQUENCING (NGS)		
Whole Blood	Lavender (EDTA)	3 mL	18-24°C	NEXT GENERATION SEQUENCING (NGS)		
C8392453 Exom Sequencing (WES, Single), Prenatal ²						
Abortion Material and whole blood	Transport Medyum ve EDTA(mor kapak)	3 ml	18-24°C	NEXT GENERATION SEQUENCING (NGS)	Mon-Sat	6 weeks
Amniotic fluid and whole blood	Injector and Lavender (EDTA)	20 mL	18-24°C	NEXT GENERATION SEQUENCING (NGS)		
CVS and Whole Blood	Transport Medyum ve EDTA(mor kapak)	5 villus	18-24°C	NEXT GENERATION SEQUENCING (NGS)		
DNA	Sterile Tube	1 ADET	18-24°C	NEXT GENERATION SEQUENCING (NGS)		
Whole Blood	Lavender (EDTA)	3 mL	18-24°C	NEXT GENERATION SEQUENCING (NGS)		
C8392673 Exom Sequencing (WES, Trio) ²						
Whole Blood	Lavender (EDTA)	3 mL	18-24°C	NEXT GENERATION SEQUENCING (NGS)	Mon-Sat	12 week
C8392381 EXT1 Gene Sequencing Analysis ²						
Whole Blood	Lavender (EDTA)	3 mL	18-24°C	DNA SEQUENCING	Mon-Sat	4 weeks
C8392382 EXT2 Gene Sequencing Analysis ²						
Whole Blood	Lavender (EDTA)	3 mL	18-24°C	DNA SEQUENCING	Mon-Sat	4 weeks
C8392306 Fabry Disease, GLA Gene Sequencing Analysis ²						
Whole Blood	Lavender (EDTA)	3 mL	18-24°C	DNA SEQUENCING	Mon-Sat	4 weeks
C8389827 Factor II (prothrombin) Polymorphism Analysis ^{1 2}						
Whole Blood	Lavender (EDTA)	3 mL	18-24°C	REAL TIME PCR	Mon-Sat	10 days

Özel Acıbadem Labmed Genetic Diagnosis Center has been accredited by TURKAK according to TS EN ISO 15189 Standard (AB-0001-TL) and by CAP according to Laboratory Accreditation Program Standarts (CAP Number: 9005421, AU-ID: 2105026). Sign (1) shows an accredited test according to the TS EN ISO 15189 standard, sign (2) shows an accredited test according to CAP Laboratory Accreditation Program Standarts, sign (3) shows a test analyzed in a contracted accredited laboratory according to CAP Laboratory Accreditation Program Standarts.

ALPHABETIC TEST LIST

05.02.2024

SPECIMEN TYPE	CONTAINER	VOLUME	TRANSPORT	METHODOLOGY	PERFORMED	REPORTED
C8391007 Factor V Cambridge Polymorphism Analysis						
Whole Blood	Lavender (EDTA)	3 mL	18-24°C	REAL TIME PCR	Mon-Sat	10 days
C8392006 Factor V H1299R Polymorphism Analysis						
Whole Blood	Lavender (EDTA)	3 mL	18-24°C	REAL TIME PCR	Mon-Sat	10 days
C8389831 Factor V_Leiden Polymorphism Analysis ^{1 2}						
Whole Blood	Lavender (EDTA)	3 mL	18-24°C	REAL TIME PCR	Mon-Sat	10 days
C8389993 Factor XIII Polymorphism Analysis						
DNA	Sterile Tube	2 mL	18-24°C	REAL TIME PCR	Mon-Sat	10 days
Whole Blood	Lavender (EDTA)	3 mL	18-24°C	REAL TIME PCR		
C8389909 Familial Fructose Intolerance Aldolase B (ALDOB) Gene Sequencing Analysis ²						
Whole Blood	Lavender (EDTA)	3 mL	18-24°C	DNA SEQUENCING	Mon-Sat	4 weeks
C8392133 Familial Hypercholesterolemia (ADH) Panel ²						
Whole Blood	Lavender (EDTA)	3 mL	18-24°C	NEXT GENERATION SEQUENCING (NGS)	Mon-Sat	6-8 weeks
C8389600 Familial Mediterranean Fever (FMF) MEFV Gene Sequencing Analysis ^{1 2}						
Whole Blood	Lavender (EDTA)	3 mL	18-24°C	NEXT GENERATION SEQUENCING (NGS)	Mon-Sat	4 weeks
C8389282 Familial Transthyretin Amyloidosis, TTR Gene Sequencing Analysis ²						
Whole Blood	Lavender (EDTA)	3 mL	18-24°C	DNA SEQUENCING	Mon-Sat	4 weeks
C8392745 Fanconi Anemia Panel ²						
Bone Marrow	Lavender (EDTA)	3 ml	18-24°C	NEXT GENERATION SEQUENCING (NGS)	Mon-Sat	6-8 weeks
Whole Blood	Lavender (EDTA)	3 mL	18-24°C	NEXT GENERATION SEQUENCING (NGS)		
C8392708 Female infertility Panel ²						
Whole Blood	Lavender (EDTA)	3 mL	18-24°C	NEXT GENERATION SEQUENCING (NGS)	Mon-Sat	6-8 weeks

Özel Acibadem Labmed Genetic Diagnosis Center has been accredited by TURKAK according to TS EN ISO 15189 Standard (AB-0001-TL) and by CAP according to Laboratory Accreditation Program Standarts (CAP Number: 9005421, AU-ID: 2105026). Sign (1) shows an accredited test according to the TS EN ISO 15189 standard, sign (2) shows an accredited test according to CAP Laboratory Accreditation Program Standarts, sign (3) shows a test analyzed in a contracted accredited laboratory according to CAP Laboratory Accreditation Program Standarts.

ALPHABETIC TEST LIST



05.02.2024

SPECIMEN TYPE	CONTAINER	VOLUME	TRANSPORT	METHODOLOGY	PERFORMED	REPORTED
C8392409 Fetal Blood (Cordocentesis)_ Prenatal Microarray + Chromosome Analysis + Rapid Aneuploidy Analysis ²						
Maternal peripheral blood sample (3mL EDTA tube) is necessarily required to exclude maternal contamination.						
Cord Blood	Lavender (EDTA) + Green (Heparin)	3 mL	18-24°C	HIGH RESOLUTION SNP ARRAY	Mon-Sat	2 weeks
Whole Blood	Lavender (EDTA)	3 mL	18-24°C	HIGH RESOLUTION SNP ARRAY		
C8392093 FGFR2 Gene Sequencing Analysis ²						
Whole Blood	Lavender (EDTA)	3 mL	18-24°C	DNA SEQUENCING	Mon-Sat	4 weeks
C8392790 FISH_ ABL1 Rearrangements ²						
Bone Marrow	Green (Heparin)	3 mL	18-24°C	FISH	Mon-Sat	7 days
Whole Blood	Green (Heparin)	3 mL	18-24°C	FISH		
C8392791 FISH_ ABL2 Rearrangements ²						
Bone Marrow	Green (Heparin)	3 mL	18-24°C	FISH	Mon-Sat	7 days
Whole Blood	Green (Heparin)	3 mL	18-24°C	FISH		
C8392690 FISH_ GLI S2/CBFA2T3 inv(16) ²						
Bone Marrow	Green (Heparin)	3 mL	18-24°C		Mon-Sat	7 days
Whole Blood	Green (Heparin)	3 mL	18-24°C			
C8392789 FISH_ JAK2 Rearrangements ²						
Bone Marrow	Green (Heparin)	3 mL	18-24°C	FISH	Mon-Sat	7 days
Whole Blood	Green (Heparin)	3 mL	18-24°C	FISH		
C8392074 FISH_ PTEN ²						
Bone Marrow	Green (Heparin)	3 mL	18-24°C	INTERPHASE FISH	Mon-Sat	1 week
Whole Blood	Green (Heparin)	3 mL	18-24°C	INTERPHASE FISH		
C8392072 FISH_ t(11;19)(MLL/MLL1) ²						
Bone Marrow	Green (Heparin)	3 mL	18-24°C	INTERPHASE FISH	Mon-Sat	1 week
Whole Blood	Green (Heparin)	3 mL	18-24°C	INTERPHASE FISH		

Özel Acıbadem Labmed Genetic Diagnosis Center has been accredited by TURKAK according to TS EN ISO 15189 Standard (AB-0001-TL) and by CAP according to Laboratory Accreditation Program Standarts (CAP Number: 9005421, AU-ID: 2105026). Sign (1) shows an accredited test according to the TS EN ISO 15189 standard, sign (2) shows an accredited test according to CAP Laboratory Accreditation Program Standarts, sign (3) shows a test analyzed in a contracted accredited laboratory according to CAP Laboratory Accreditation Program Standarts.

ALPHABETIC TEST LIST



05.02.2024

SPECIMEN TYPE	CONTAINER	VOLUME	TRANSPORT	METHODOLOGY	PERFORMED	REPORTED
C8392232 FISH t(4;11) MLL/AFF1 ²						
Bone Marrow	Green (Heparin)	3 mL	18-24°C	INTERPHASE FISH	Mon-Sat	1 week
Whole Blood	Green (Heparin)	3 mL	18-24°C	INTERPHASE FISH		
C8392689 FISH_ t(5;11) NUP98/NSD1 ²						
Bone Marrow	Green (Heparin)	3 mL	18-24°C		Mon-Sat	7 days
Whole Blood	Green (Heparin)	3 mL	18-24°C			
C8392073 FISH_ t(9;11) MLLT3/MLL ²						
Bone Marrow	Green (Heparin)	3 mL	18-24°C	INTERPHASE FISH	Mon-Sat	1 week
Whole Blood	Green (Heparin)	3 mL	18-24°C	INTERPHASE FISH		
C8392070 FISH_ 1p36/1q25 ²						
Blood	Green (Heparin)	3 mL	18-24°C	INTERPHASE FISH	Mon-Sat	1 week
Bone Marrow	Green (Heparin)	3 mL	18-24°C	INTERPHASE FISH		
Paraffin Section	Slide	1 Item	18-24°C	INTERPHASE FISH		
C8392014 FISH_ 2p24.3 N-MYC ²						
Bone Marrow	Green (Heparin)	3 mL	18-24°C	INTERPHASE FISH	Mon-Sat	1 week
Paraffin Section	Slide	3 Item	18-24°C	INTERPHASE FISH		
Whole Blood	Green (Heparin)	3 mL	18-24°C	INTERPHASE FISH		
C8389950 FISH_ + 8 (trisomy 8) ²						
Bone Marrow	Green (Heparin)	3 mL	18-24°C	INTERPHASE FISH	Mon-Sat	1 week
Whole Blood	Green (Heparin)	3 mL	18-24°C	INTERPHASE FISH		
C8392339 FISH_ Alagille Syndrome 20p12 Mikrodeletion ²						
Amniotic Fluid	Syringe	20 mL	18-24°C	METAPHASE FISH	Mon-Sat	3 weeks
CVS	Sterile Tube	3 Item	18-24°C	METAPHASE FISH		
Whole Blood	Green (Heparin)	3 mL	18-24°C	METAPHASE FISH		

Özel Acıbadem Labmed Genetic Diagnosis Center has been accredited by TURKAK according to TS EN ISO 15189 Standard (AB-0001-TL) and by CAP according to Laboratory Accreditation Program Standarts (CAP Number: 9005421, AU-ID: 2105026). Sign (1) shows an accredited test according to the TS EN ISO 15189 standard, sign (2) shows an accredited test according to CAP Laboratory Accreditation Program Standarts, sign (3) shows a test analyzed in a contracted accredited laboratory according to CAP Laboratory Accreditation Program Standarts.

ALPHABETIC TEST LIST

05.02.2024

SPECIMEN TYPE	CONTAINER	VOLUME	TRANSPORT	METHODOLOGY	PERFORMED	REPORTED
C8392012 FISH_ALK rearrangements ²						
Bone Marrow	Green (Heparin)	3 ml	18-24°C	PARRAFIN FISH	Mon-Sat	1 week
Paraffin Section	Slide	2 Item	18-24°C	PARRAFIN FISH		
C8389920 FISH_ALL Panel ²						
Bone Marrow	Green (Heparin)	3 mL	18-24°C	INTERPHASE FISH	Mon-Sat	1 week
Paraffin Section	Slide	1 Item	18-24°C	INTERPHASE FISH		
Whole Blood	Green (Heparin)	3 mL	18-24°C	INTERPHASE FISH		
C8392796 FISH_ALL Refractory Disease Panel ²						
CRLF2, PDGFRB, JAK2, ABL1, ABL2, CSF1R, IGH, ETV6, NTRK3, EPOR						
Blood	Green (Heparin)	3 mL	18-24°C	FISH	Mon-Sat	7 days
Bone Marrow	Green (Heparin)	3 mL	18-24°C	FISH		
C8392621 FISH_AML Panels ²						
Parameters included in panel: 5p15.31/5q31.1 EGR1, 7q22.1/7q31, t(8;21) AML1/ETO, 11q23 MLL, 16q22 (inv16), t(15;17) PML/RARA, 17p13 P53, t(6;9)(p22;q34) DEK/NUP214, t(7;12)(q36;p13) MNX1/ETV6, t(9;22), inv3						
Bone Marrow	Green (Heparin)	3 mL	18-24°C	FISH	Mon-Sat	7 days
Whole Blood	Green (Heparin)	3 mL	18-24°C	FISH		
C8392797 FISH_CCND1 Rearrangements ²						
Bone Marrow	Green (Heparin)	3 mL	18-24°C	FISH	Mon-Sat	7 days
Whole Blood	Green (Heparin)	3 mL	18-24°C	FISH		
C8392363 FISH_Centromeric Y Chromosome ²						
Whole Blood	Green (Heparin)	3 mL	18-24°C	INTERPHASE FISH	Mon-Sat	1 week
C8392058 FISH_CHARGE Syndrome 8q12.2 Microdeletion ²						
Amniotic Fluid	Syringe	5 mL	18-24°C	METAPHASE FISH	Mon-Sat	2 weeks
CVS	Sterile Tube	3 villus	18-24°C	METAPHASE FISH		
Whole Blood	Green (Heparin)	3 mL	18-24°C	METAPHASE FISH		

Özel Acıbadem Labmed Genetic Diagnosis Center has been accredited by TURKAK according to TS EN ISO 15189 Standard (AB-0001-TL) and by CAP according to Laboratory Accreditation Program Standarts (CAP Number: 9005421, AU-ID: 2105026). Sign (1) shows an accredited test according to the TS EN ISO 15189 standard, sign (2) shows an accredited test according to CAP Laboratory Accreditation Program Standarts, sign (3) shows a test analyzed in a contracted accredited laboratory according to CAP Laboratory Accreditation Program Standarts.

ALPHABETIC TEST LIST



05.02.2024

SPECIMEN TYPE	CONTAINER	VOLUME	TRANSPORT	METHODOLOGY	PERFORMED	REPORTED
C8389862 FISH_Chimerism, FISH with X / Y Analysis ^{1 2}						
Bone Marrow	Green (Heparin)	3 mL	18-24°C	INTERPHASE FISH	Mon-Sat	1 week
Whole Blood	Green (Heparin)	3 mL	18-24°C	INTERPHASE FISH		
C8392798 FISH_CKS1B/CDKN2C (P18) Amplification/Deletion ²						
Bone Marrow	Green (Heparin)	3 mL	18-24°C	FISH	Mon-Sat	7 days
Whole Blood	Green (Heparin)	3 mL	18-24°C	FISH		
C8389922 FISH_CLL Panel ²						
Bone Marrow	Green (Heparin)	3 mL	18-24°C	INTERPHASE FISH	Mon-Sat	1 week
Paraffin Section	Slide	2 Item	18-24°C	INTERPHASE FISH		
Whole Blood	Green (Heparin)	3 mL	18-24°C	INTERPHASE FISH		
C8390203 FISH_Cri du chat 5p Microdeletion ²						
Amniotic Fluid	Syringe	5 mL	18-24°C	METAPHASE FISH	Mon-Sat	3 weeks
CVS	Sterile Tube	3 Villus	18-24°C	METAPHASE FISH		
Whole Blood	Green (Heparin)	3 mL	18-24°C	METAPHASE FISH		
C8392237 FISH_CRLF2 Rearrangement ²						
Bone Marrow	Green (Heparin)	2 mL	18-24°C	INTERPHASE FISH	Mon-Sat	1 week
Whole Blood	Green (Heparin)	2 mL	18-24°C	INTERPHASE FISH		
C8389957 FISH_Del 11q22.3 (ATM) ²						
Bone Marrow	Green (Heparin)	3 mL	18-24°C	INTERPHASE FISH	Mon-Sat	1 week
Paraffin Section	Slide	2 Item	18-24°C	INTERPHASE FISH		
Whole Blood	Green (Heparin)	3 mL	18-24°C	INTERPHASE FISH		
C8389921 FISH_Del 13q14 (D13S25) ²						
Bone Marrow	Green (Heparin)	3 mL	18-24°C	INTERPHASE FISH	Mon-Sat	1 week
Whole Blood	Green (Heparin)	3 mL	18-24°C	INTERPHASE FISH		

Özel Acıbadem Labmed Genetic Diagnosis Center has been accredited by TURKAK according to TS EN ISO 15189 Standard (AB-0001-TL) and by CAP according to Laboratory Accreditation Program Standarts (CAP Number: 9005421, AU-ID: 2105026). Sign (1) shows an accredited test according to the TS EN ISO 15189 standard, sign (2) shows an accredited test according to CAP Laboratory Accreditation Program Standarts, sign (3) shows a test analyzed in a contracted accredited laboratory according to CAP Laboratory Accreditation Program Standarts.

ALPHABETIC TEST LIST



05.02.2024

SPECIMEN TYPE	CONTAINER	VOLUME	TRANSPORT	METHODOLOGY	PERFORMED	REPORTED
C8389969 FISH_Del 13q14 (RB1) ²						
Bone Marrow	Green (Heparin)	3 mL	18-24°C	INTERPHASE FISH	Mon-Sat	1 week
Whole Blood	Green (Heparin)	3 mL	18-24°C	INTERPHASE FISH		
C8389975 FISH_Del 13q14.3 (D13S319, DLEU1) ²						
Bone Marrow	Green (Heparin)	3 mL	18-24°C	INTERPHASE FISH	Mon-Sat	1 week
Whole Blood	Green (Heparin)	3 mL	18-24°C	INTERPHASE FISH		
C8389959 FISH_Del 13q34 ²						
Bone Marrow	Green (Heparin)	3 mL	18-24°C	INTERPHASE FISH	Mon-Sat	1 week
Whole Blood	Green (Heparin)	3 mL	18-24°C	INTERPHASE FISH		
C8389923 FISH_Del 20q12 ²						
Bone Marrow	Green (Heparin)	3 mL	18-24°C	INTERPHASE FISH	Mon-Sat	1 week
Whole Blood	Green (Heparin)	3 mL	18-24°C	INTERPHASE FISH		
C8389964 FISH_Del 5q31 (EGR1) ²						
Bone Marrow	Green (Heparin)	3 mL	18-24°C	INTERPHASE FISH	Mon-Sat	1 week
Whole Blood	Green (Heparin)	3 mL	18-24°C	INTERPHASE FISH		
C8389963 FISH_Del 5q33-q34 (CSF1R) ²						
Bone Marrow	Green (Heparin)	3 mL	18-24°C	INTERPHASE FISH	Mon-Sat	1 week
Whole Blood	Green (Heparin)	3 mL	18-24°C	INTERPHASE FISH		
C8389962 FISH_Del 7q22/del 7q35 ²						
Bone Marrow	Green (Heparin)	3 mL	18-24°C	INTERPHASE FISH	Mon-Sat	1 week
Whole Blood	Green (Heparin)	3 mL	18-24°C	INTERPHASE FISH		
C8389925 FISH_Del 9p21 p16 ²						
Bone Marrow	Green (Heparin)	3 mL	18-24°C	INTERPHASE FISH	Mon-Sat	1 week
Paraffin Section	Slide	3 Item	18-24°C	INTERPHASE FISH		
Whole Blood	Green (Heparin)	3 mL	18-24°C	INTERPHASE FISH		

Özel Acıbadem Labmed Genetic Diagnosis Center has been accredited by TURKAK according to TS EN ISO 15189 Standard (AB-0001-TL) and by CAP according to Laboratory Accreditation Program Standards (CAP Number: 9005421, AU-ID: 2105026). Sign (1) shows an accredited test according to the TS EN ISO 15189 standard, sign (2) shows an accredited test according to CAP Laboratory Accreditation Program Standards, sign (3) shows a test analyzed in a contracted accredited laboratory according to CAP Laboratory Accreditation Program Standards.

ALPHABETIC TEST LIST

05.02.2024

SPECIMEN TYPE	CONTAINER	VOLUME	TRANSPORT	METHODOLOGY	PERFORMED	REPORTED
C8389952 FISH_Del/amp 17p13.1 (p53) ²						
Bone Marrow	Green (Heparin)	3 mL	18-24°C	INTERPHASE FISH	Mon-Sat	1 week
Paraffin Section	Slide	2 Item	18-24°C	INTERPHASE FISH		
Whole Blood	Green (Heparin)	3 mL	18-24°C	INTERPHASE FISH		
C8389970 FISH_Del/t(11q23) MLL ²						
Bone Marrow	Green (Heparin)	3 mL	18-24°C	INTERPHASE FISH	Mon-Sat	1 week
Paraffin Section	Slide	1 Item	18-24°C	INTERPHASE FISH		
Whole Blood	Green (Heparin)	3 mL	18-24°C	INTERPHASE FISH		
C8392753 FISH_DiGeorge Microdeletion Syndrome Comprehensive Panel (10p14 + HIRA+ TBX1 + N25) ²						
Whole Blood	Green (Heparin)	3 mL	18-24°C	FISH	Mon-Sat	15 days
C8392750 FISH_DiGeorge 22q11.2 (HIRA, TUPLE1) Microdeletion Syndrome ²						
Amniotic fluid and whole blood	Injector and Lavender (EDTA)	20 ml	18-24°C	FISH	Mon-Sat	3 weeks
Whole Blood	Green (Heparin)	3 mL	18-24°C	FISH		
C8392751 FISH_DiGeorge 22q11.2 (N25) Mikrodelesyon Sendromu ²						
Whole Blood	Green (Heparin)	3 mL	18-24°C	FISH	Mon-Sat	3 weeks
C8392752 FISH_DiGeorge 22q11.2 (TBX1) Microdeletion Syndrome ^{1 2}						
Whole Blood	Green (Heparin)	3 mL	18-24°C	FISH	Mon-Sat	3 weeks
C8392688 FISH_ETV6 Rearrangement ²						
Bone Marrow	Green (Heparin)	3 mL	18-24°C		Mon-Sat	7 days
Whole Blood	Green (Heparin)	3 mL	18-24°C			
C8392045 FISH_EWSR1 ²						
Bone Marrow	Green (Heparin)	3 mL	18-24°C	INTERPHASE FISH	Mon-Sat	1 week
Whole Blood	Green (Heparin)	3 mL	18-24°C	INTERPHASE FISH		

Özel Acıbadem Labmed Genetic Diagnosis Center has been accredited by TURKAK according to TS EN ISO 15189 Standard (AB-0001-TL) and by CAP according to Laboratory Accreditation Program Standarts (CAP Number: 9005421, AU-ID: 2105026). Sign (1) shows an accredited test according to the TS EN ISO 15189 standard, sign (2) shows an accredited test according to CAP Laboratory Accreditation Program Standarts, sign (3) shows a test analyzed in a contracted accredited laboratory according to CAP Laboratory Accreditation Program Standarts.

ALPHABETIC TEST LIST



05.02.2024

SPECIMEN TYPE	CONTAINER	VOLUME	TRANSPORT	METHODOLOGY	PERFORMED	REPORTED
C8392080 FISH_E2A (TCF3) ²						
Bone Marrow	Green (Heparin)	3 mL	18-24°C	INTERPHASE FISH	Mon-Sat	1 week
Whole Blood	Green (Heparin)	3 mL	18-24°C	INTERPHASE FISH		
C8392817 FISH_FGFR1 Rearrangement						
Bone Marrow	Green (Heparin)	3 mL	18-24°C	FISH	Mon-Sat	7 Days
Whole Blood	Green (Heparin)	3 mL	18-24°C	FISH		
C8392499 FISH_FIP1L1/CHIC2/PDGFR A Delesyon, Rearrangement ²						
Bone Marrow	Green (Heparin)	3 mL	18-24°C	FISH	Mon-Sat	1 week
Whole Blood	Green (Heparin)	3 mL	18-24°C	FISH		
C8392723 FISH_FUS/ERG t(16;21)(p11;q22) ²						
Bone Marrow	Green (Heparin)	3 mL	18-24°C	INTERPHASE FISH	Mon-Sat	7 days
Whole Blood	Green (Heparin)	3 mL	18-24°C	INTERPHASE FISH		
C8392800 FISH_Hypereosinophilic Syndrome Panel ²						
Bone Marrow	Green (Heparin)	3 mL	18-24°C	FISH	Mon-Sat	7 days
Whole Blood	Green (Heparin)	3 mL	18-24°C	FISH		
C8389927 FISH_IGH (14q32) ²						
Bone Marrow	Green (Heparin)	3 mL	18-24°C	INTERPHASE FISH	Mon-Sat	1 week
Paraffin Section	Slide	0		INTERPHASE FISH		
Whole Blood	Green (Heparin)	3 mL	18-24°C	INTERPHASE FISH		
C8392238 FISH_IKZF1 (7p12.2) ²						
Bone Marrow	Green (Heparin)	2 mL	18-24°C	INTERPHASE FISH	Mon-Sat	1 week
Whole Blood	Green (Heparin)	2 mL	18-24°C	INTERPHASE FISH		
C8392411 FISH_IKZF3 ²						
Bone Marrow	Green (Heparin)	3 mL	18-24°C	INTERPHASE FISH	Mon-Sat	2 weeks
Whole Blood	Green (Heparin)	3 mL	18-24°C	INTERPHASE FISH		

Özel Acıbadem Labmed Genetic Diagnosis Center has been accredited by TURKAK according to TS EN ISO 15189 Standard (AB-0001-TL) and by CAP according to Laboratory Accreditation Program Standarts (CAP Number: 9005421, AU-ID: 2105026). Sign (1) shows an accredited test according to the TS EN ISO 15189 standard, sign (2) shows an accredited test according to CAP Laboratory Accreditation Program Standarts, sign (3) shows a test analyzed in a contracted accredited laboratory according to CAP Laboratory Accreditation Program Standarts.

ALPHABETIC TEST LIST



05.02.2024

SPECIMEN TYPE	CONTAINER	VOLUME	TRANSPORT	METHODOLOGY	PERFORMED	REPORTED
C8392782 FISH_iAMP21 Amplification ²						
Bone Marrow	Green (Heparin)	3 mL	18-24°C	FISH	Mon-Sat	7 days
Whole Blood	Green (Heparin)	3 mL	18-24°C	FISH		
C8389960 FISH_inv(16)(p13q22) ²						
Bone Marrow	Green (Heparin)	3 mL	18-24°C	INTERPHASE FISH	Mon-Sat	1 week
Whole Blood	Green (Heparin)	3 mL	18-24°C	INTERPHASE FISH		
C8390208 FISH_Kallmann Xp22 Microdeletion ²						
Amniotic Fluid	Syringe	5 mL	18-24°C	METAPHASE FISH	Mon-Sat	3 weeks
CVS	Sterile Tube	3 villus	18-24°C	METAPHASE FISH		
Whole Blood	Green (Heparin)	3 mL	18-24°C	METAPHASE FISH		
C8392859 FISH_KMT2A-MLL4 t(6;11)						
Bone Marrow	Green (Heparin)	3 mL	18-24°C	FISH	Mon-Sat	7 day
Whole Blood	Green (Heparin)	3 mL	18-24°C	FISH		
C8389924 FISH_MDS panel ²						
Bone Marrow	Green (Heparin)	3 mL	18-24°C	INTERPHASE FISH	Mon-Sat	1 week
Whole Blood	Green (Heparin)	3 mL	18-24°C	INTERPHASE FISH		
C8392622 FISH_MDS Panels ²						
Parameters included in panel: 5p15.31/5q31.1 EGR1, 7q22.1/7q31, 17p13 P53, 20q12/20q13.12, Trisomy 8						
Bone Marrow	Green (Heparin)	3 mL	18-24°C	FISH	Mon-Sat	7 days
Whole Blood	Green (Heparin)	3 mL	18-24°C	FISH		
C8390205 FISH_Miller-Dieker 17p13 Microdeletion ²						
Amniotic Fluid	Syringe	5 mL	18-24°C	METAPHASE FISH	Mon-Sat	3 weeks
Bone Marrow	Green (Heparin)	3 mL		METAPHASE FISH		
CVS	Sterile Tube	3 villus	18-24°C	METAPHASE FISH		
Whole Blood	Green (Heparin)	3 mL	18-24°C	METAPHASE FISH		

Özel Acıbadem Labmed Genetic Diagnosis Center has been accredited by TURKAK according to TS EN ISO 15189 Standard (AB-0001-TL) and by CAP according to Laboratory Accreditation Program Standarts (CAP Number: 9005421, AU-ID: 2105026). Sign (1) shows an accredited test according to the TS EN ISO 15189 standard, sign (2) shows an accredited test according to CAP Laboratory Accreditation Program Standarts, sign (3) shows a test analyzed in a contracted accredited laboratory according to CAP Laboratory Accreditation Program Standarts.

ALPHABETIC TEST LIST



05.02.2024

SPECIMEN TYPE	CONTAINER	VOLUME	TRANSPORT	METHODOLOGY	PERFORMED	REPORTED
C8392164 FISH_Monosomy, Trisomy X ²						
Bone Marrow	Green (Heparin)	3 mL	18-24°C	INTERPHASE FISH	Mon-Sat	1 week
Swab	Sterile Tube	1 Item	18-24°C	INTERPHASE FISH		
Whole Blood	Green (Heparin)	3 mL	18-24°C	INTERPHASE FISH		
C8392410 FISH_Monosomy 1p36 ²						
Bone Marrow	Green (Heparin)	3 mL	18-24°C	INTERPHASE FISH	Mon-Sat	2 weeks
Whole Blood	Green (Heparin)	3 mL	18-24°C	INTERPHASE FISH		
C8392719 FISH_Monosomy 3 ²						
Bone Marrow	Green (Heparin)	3 mL	18-24°C	INTERPHASE FISH	Mon-Sat	1 week
Whole Blood	Green (Heparin)	3 mL	18-24°C	INTERPHASE FISH		
C8392059 FISH_Monosomy 5 ²						
Bone Marrow	Green (Heparin)	3 mL	18-24°C	INTERPHASE FISH	Mon-Sat	1 week
Whole Blood	Green (Heparin)	3 mL	18-24°C	INTERPHASE FISH		
C8392152 FISH_Monosomy/Trisomy 10 ²						
Bone Marrow	Green (Heparin)	3 mL	18-24°C	INTERPHASE FISH	Mon-Sat	1 week
Whole Blood	Green (Heparin)	3 mL	18-24°C	INTERPHASE FISH		
C8392151 FISH_Monosomy/Trisomy 4 ²						
Bone Marrow	Green (Heparin)	3 mL	18-24°C	INTERPHASE FISH	Mon-Sat	1 week
Whole Blood	Green (Heparin)	3 mL	18-24°C	INTERPHASE FISH		
C8392062 FISH_Monosomy/Trisomy 7 ²						
Bone Marrow	Green (Heparin)	3 mL	18-24°C	INTERPHASE FISH	Mon-Sat	1 week
Whole Blood	Green (Heparin)	3 mL	18-24°C	INTERPHASE FISH		
C8392629 FISH_MPN Panels ²						
Parameters included in panel: FISH; FIP1L1/CHIC2/PDGFR, (9;22) BCR/ABL, del 7q22/del 7q35, del 13q34, FISH_+8 (trisomy 8), del/amp 17p13.1 (p53), del 20q12, trisomy 21.						
Bone Marrow	Green (Heparin)	3 mL	18-24°C	FISH	Mon-Sat	7 days
Whole Blood	Green (Heparin)	3 mL	18-24°C	FISH		

Özel Acibadem Labmed Genetic Diagnosis Center has been accredited by TURKAK according to TS EN ISO 15189 Standard (AB-0001-TL) and by CAP according to Laboratory Accreditation Program Standarts (CAP Number: 9005421, AU-ID: 2105026). Sign (1) shows an accredited test according to the TS EN ISO 15189 standard, sign (2) shows an accredited test according to CAP Laboratory Accreditation Program Standarts, sign (3) shows a test analyzed in a contracted accredited laboratory according to CAP Laboratory Accreditation Program Standarts.

ALPHABETIC TEST LIST

05.02.2024

SPECIMEN TYPE	CONTAINER	VOLUME	TRANSPORT	METHODOLOGY	PERFORMED	REPORTED
C8392720 FISH_MVB (6q23.3), D6Z1 ²						
Bone Marrow	Green (Heparin)	3 mL	18-24°C	INTERPHASE FISH	Mon-Sat	1 week
Whole Blood	Green (Heparin)	3 mL	18-24°C	INTERPHASE FISH		
C8392644 FISH_Neuroblastoma Panels (1p, 11q, 17q ve N-MYC) ²						
Paraffin Section	Slide	8 Item	18-24°C	FISH	Mon-Sat	10 days
C8389926 FISH_NHL (Non Hodgkin Lymphoma) panel ²						
Bone Marrow	Green (Heparin)	3 mL	18-24°C	INTERPHASE FISH	Mon-Sat	1 week
Whole Blood	Green (Heparin)	3 mL	18-24°C	INTERPHASE FISH		
C8392691 FISH_NTRK1 Rearrangements ²						
Bone Marrow	Green (Heparin)	3 mL	18-24°C		Mon-Sat	10 days
Paraffin Section	Slide	2 Item	18-24°C			
Whole Blood	Green (Heparin)	3 mL	18-24°C			
C8392692 FISH_NTRK2 Rearrangements ²						
Bone Marrow	Green (Heparin)	3 mL	18-24°C		Mon-Sat	10 days
Paraffin Section	Slide	2 Item	18-24°C			
Whole Blood	Green (Heparin)	3 mL	18-24°C			
C8392693 FISH_NTRK3 Yeniden Düzenlenmeleri ²						
Bone Marrow	Green (Heparin)	3 mL	18-24°C		Mon-Sat	10 days
Paraffin Section	Slide	2 Item	18-24°C			
Whole Blood	Green (Heparin)	3 mL	18-24°C			
C8392290 FISH_PAX5 Rearrangement ²						
Bone Marrow	Green (Heparin)	2 mL	18-24°C	INTERPHASE FISH	Mon-Sat	1 week
Whole Blood	Green (Heparin)	2 mL	18-24°C	INTERPHASE FISH		
C8392043 FISH_PDGFRL ²						
Bone Marrow	Green (Heparin)	3 mL	18-24°C	INTERPHASE FISH	Mon-Sat	1 week
Whole Blood	Green (Heparin)	3 mL	18-24°C	INTERPHASE FISH		

Özel Acıbadem Labmed Genetic Diagnosis Center has been accredited by TURKAK according to TS EN ISO 15189 Standard (AB-0001-TL) and by CAP according to Laboratory Accreditation Program Standarts (CAP Number: 9005421, AU-ID: 2105026). Sign (1) shows an accredited test according to the TS EN ISO 15189 standard, sign (2) shows an accredited test according to CAP Laboratory Accreditation Program Standarts, sign (3) shows a test analyzed in a contracted accredited laboratory according to CAP Laboratory Accreditation Program Standarts.

ALPHABETIC TEST LIST



05.02.2024

SPECIMEN TYPE	CONTAINER	VOLUME	TRANSPORT	METHODOLOGY	PERFORMED	REPORTED
C8392060 FISH_Prader-Willi/Angelman (SNRPN) ²						
Bone Marrow	Green (Heparin)	3 mL	18-24°C	METAPHASE FISH	Mon-Sat	1 week
Whole Blood	Green (Heparin)	3 mL	18-24°C	METAPHASE FISH		
C8392663 FISH_RET_10q11_Rearrangement ²						
Paraffin Section	Slide	2 Item	18-24°C	FISH	Mon-Sat	10 days
Whole Blood	Green (Heparin)	3 mL	18-24°C	FISH		
C8399905 FISH_ROS1 ²						
Paraffin Section	Slide	2 Item	18-24°C	PARRAFIN FISH	Mon-Sat	2 weeks
C8392064 FISH_Rubinstein-Taybi 16p13 Microdeletion ²						
Amniotic Fluid	Syringe	5 mL	18-24°C	METAPHASE FISH	Mon-Sat	3 weeks
CVS	Sterile Tube	3 villus	18-24°C	METAPHASE FISH		
Whole Blood	Green (Heparin)	3 mL	18-24°C	METAPHASE FISH		
C8392296 FISH_Seathre-Chatzen Syndrome 7q11.23 Microdeletion ²						
Whole Blood	Green (Heparin)	2 mL	18-24°C	METAPHASE FISH	Mon-Sat	3 weeks
C8392065 FISH_SHOX Mikrodeletion ²						
Bone Marrow	Green (Heparin)	3 mL	18-24°C	INTERPHASE FISH	Mon-Sat	1 week
Whole Blood	Green (Heparin)	3 mL	18-24°C	INTERPHASE FISH		
C8390206 FISH_Smith-Magenis 17p11 Microdeletion ²						
Amniotic Fluid	Syringe	5 mL	18-24°C	METAPHASE FISH	Mon-Sat	3 weeks
CVS	Sterile Tube	3 mL	18-24°C	METAPHASE FISH		
Whole Blood	Green (Heparin)	3 mL	18-24°C	METAPHASE FISH		
C8392061 FISH_SOTOS Syndrome (5q35.3) ²						
Bone Marrow	Green (Heparin)	3 mL	18-24°C	METAPHASE FISH	Mon-Sat	1 week
Whole Blood	Green (Heparin)	3 mL	18-24°C	METAPHASE FISH		

Özel Acıbadem Labmed Genetic Diagnosis Center has been accredited by TURKAK according to TS EN ISO 15189 Standard (AB-0001-TL) and by CAP according to Laboratory Accreditation Program Standarts (CAP Number: 9005421, AU-ID: 2105026). Sign (1) shows an accredited test according to the TS EN ISO 15189 standard, sign (2) shows an accredited test according to CAP Laboratory Accreditation Program Standarts, sign (3) shows a test analyzed in a contracted accredited laboratory according to CAP Laboratory Accreditation Program Standarts.

ALPHABETIC TEST LIST

05.02.2024

SPECIMEN TYPE	CONTAINER	VOLUME	TRANSPORT	METHODOLOGY	PERFORMED	REPORTED
C8392076 FISH_SRY Analysis ²						
Amniotic Fluid	Syringe	5 mL	18-24°C	INTERPHASE FISH	Mon-Sat	1 week
Bone Marrow	Green (Heparin)	3 mL	18-24°C	INTERPHASE FISH		
Cell Culture	Sterile Tube	1 Item	18-24°C	INTERPHASE FISH		
Whole Blood	Green (Heparin)	3 mL	18-24°C	INTERPHASE FISH		
C8392090 FISH_Subtelomeric Probe Single Chromosome ²						
Amniotic Fluid	Syringe	5 mL	18-24°C	METAPHASE FISH	Mon-Sat	2 weeks
Bone Marrow	Green (Heparin)	3 mL	18-24°C	METAPHASE FISH		
Paraffin Section	Slide	2 Item	18-24°C	METAPHASE FISH		
Whole Blood	Green (Heparin)	3 mL	18-24°C	METAPHASE FISH		
C8392091 FISH_Subtelomeric Probe Two Chromosomes ²						
Bone Marrow	Green (Heparin)	3 mL	18-24°C	METAPHASE FISH	Mon-Sat	2 weeks
Whole Blood	Green (Heparin)	3 mL	18-24°C	METAPHASE FISH		
C8391011 FISH_Subtelomeric Screening (All Chromosomes) ²						
Bone Marrow	Green (Heparin)	3 mL	18-24°C	METAPHASE FISH	Mon-Sat	2 weeks
Whole Blood	Green (Heparin)	3 mL	18-24°C	METAPHASE FISH		
C8392718 FISH_Trisonomy 10 ²						
Bone Marrow	Green (Heparin)	3 mL	18-24°C	INTERPHASE FISH	Mon-Sat	1 week
Whole Blood	Green (Heparin)	3 mL	18-24°C	INTERPHASE FISH		
C8392081 FISH_Trisonomy 21 ²						
Bone Marrow	Green (Heparin)	3 mL	18-24°C	METAPHASE FISH	Mon-Sat	1 week
Whole Blood	Green (Heparin)	3 mL	18-24°C	METAPHASE FISH		
C8392801 FISH_Trisonomy 9 ²						
Bone Marrow	Green (Heparin)	3 mL	18-24°C	FISH	Mon-Sat	7 days
Whole Blood	Green (Heparin)	3 mL	18-24°C	FISH		

Özel Acıbadem Labmed Genetic Diagnosis Center has been accredited by TURKAK according to TS EN ISO 15189 Standard (AB-0001-TL) and by CAP according to Laboratory Accreditation Program Standarts (CAP Number: 9005421, AU-ID: 2105026). Sign (1) shows an accredited test according to the TS EN ISO 15189 standard, sign (2) shows an accredited test according to CAP Laboratory Accreditation Program Standarts, sign (3) shows a test analyzed in a contracted accredited laboratory according to CAP Laboratory Accreditation Program Standarts.

ALPHABETIC TEST LIST



05.02.2024

SPECIMEN TYPE	CONTAINER	VOLUME	TRANSPORT	METHODOLOGY	PERFORMED	REPORTED
C8389913 FISH_t(11;14) IgH/CCND1 ²						
Bone Marrow	Green (Heparin)	3 mL	18-24°C	INTERPHASE FISH	Mon-Sat	1 week
Whole Blood	Green (Heparin)	3 mL	18-24°C	INTERPHASE FISH		
C8392063 FISH_t(1;19)(q23;p13) TCF3/PBX1 ²						
Bone Marrow	Green (Heparin)	3 mL	18-24°C	INTERPHASE FISH	Mon-Sat	1 week
Whole Blood	Green (Heparin)	3 mL	18-24°C	INTERPHASE FISH		
C8391012 FISH_t(12;21)(p13;q22) TEL/AML1 ²						
Bone Marrow	Green (Heparin)	3 mL	18-24°C	INTERPHASE FISH	Mon-Sat	1 week
Paraffin Section	Slide	1 Item	18-24°C	INTERPHASE FISH		
Whole Blood	Green (Heparin)	3 mL	18-24°C	INTERPHASE FISH		
C8389916 FISH_t(14;16) IGH / MAF ²						
Bone Marrow	Green (Heparin)	3 mL	18-24°C	INTERPHASE FISH	Mon-Sat	1 week
Whole Blood	Green (Heparin)	3 mL	18-24°C	INTERPHASE FISH		
C8389910 FISH_t(14;18) IgH/BCL2 ²						
Bone Marrow	Green (Heparin)	3 mL	18-24°C	INTERPHASE FISH	Mon-Sat	1 week
Paraffin Section	Slide	2 Item	18-24°C	INTERPHASE FISH		
Whole Blood	Green (Heparin)	3 mL	18-24°C	INTERPHASE FISH		
C8389966 FISH_t(15;17) PML/RARA ²						
Bone Marrow	Green (Heparin)	3 mL	18-24°C	INTERPHASE FISH	Mon-Sat	1 week
Other	Call the Laboratory	0		INTERPHASE FISH		
Whole Blood	Green (Heparin)	3 mL	18-24°C	INTERPHASE FISH		
C8389917 FISH_t(17q21;?)/i(17q) RARA ²						
Bone Marrow	Green (Heparin)	3 mL	18-24°C	INTERPHASE FISH	Mon-Sat	1 week
Paraffin Section	Slide	1 Item	18-24°C	INTERPHASE FISH		
Whole Blood	Green (Heparin)	3 mL	18-24°C	INTERPHASE FISH		

Özel Acibadem Labmed Genetic Diagnosis Center has been accredited by TURKAK according to TS EN ISO 15189 Standard (AB-0001-TL) and by CAP according to Laboratory Accreditation Program Standarts (CAP Number: 9005421, AU-ID: 2105026). Sign (1) shows an accredited test according to the TS EN ISO 15189 standard, sign (2) shows an accredited test according to CAP Laboratory Accreditation Program Standarts, sign (3) shows a test analyzed in a contracted accredited laboratory according to CAP Laboratory Accreditation Program Standarts.

ALPHABETIC TEST LIST

05.02.2024

SPECIMEN TYPE	CONTAINER	VOLUME	TRANSPORT	METHODOLOGY	PERFORMED	REPORTED
C8392279 FISH_t(17;19) HLF/TCF3 ²						
Bone Marrow	Green (Heparin)	2 mL	18-24°C	INTERPHASE FISH	Mon-Sat	1 week
Whole Blood	Green (Heparin)	2 mL	18-24°C	INTERPHASE FISH		
C8389914 FISH_t(3q27)BCL6 ²						
Bone Marrow	Green (Heparin)	3 mL	18-24°C	INTERPHASE FISH	Mon-Sat	1 week
Paraffin Section	Slide	2 Item	18-24°C	INTERPHASE FISH		
Whole Blood	Green (Heparin)	3 mL	18-24°C	INTERPHASE FISH		
C8389981 FISH_t(4;14) IGH/FGFR3 ²						
Bone Marrow	Green (Heparin)	3 mL	18-24°C	INTERPHASE FISH	Mon-Sat	1 week
Whole Blood	Green (Heparin)	3 mL	18-24°C	INTERPHASE FISH		
C8392617 FISH_t(6;9) DEK/NUP214 ²						
Bone Marrow	Green (Heparin)	3 mL	18-24°C	FISH	Mon-Sat	7 days
Whole Blood	Green (Heparin)	3 mL	18-24°C	FISH		
C8392654 FISH_t(7;12)(q36;p13) MNX1/ETV6 ²						
Bone Marrow	Green (Heparin)	3 mL	18-24°C	FISH	Mon-Sat	/ days
Whole Blood	Green (Heparin)	3 mL	18-24°C	FISH		
C8389911 FISH_t(8;14) IGH/MYC ²						
Bone Marrow	Green (Heparin)	3 mL	18-24°C	INTERPHASE FISH	Mon-Sat	1 week
Paraffin Section	Slide	2 Item	18-24°C	INTERPHASE FISH		
Whole Blood	Green (Heparin)	3 mL	18-24°C	INTERPHASE FISH		
C8389967 FISH_t(8;21) AML1/ETO ²						
Bone Marrow	Green (Heparin)	3 mL	18-24°C	INTERPHASE FISH	Mon-Sat	1 week
Whole Blood	Green (Heparin)	3 mL	18-24°C	INTERPHASE FISH		

Özel Acıbadem Labmed Genetic Diagnosis Center has been accredited by TURKAK according to TS EN ISO 15189 Standard (AB-0001-TL) and by CAP according to Laboratory Accreditation Program Standarts (CAP Number: 9005421, AU-ID: 2105026). Sign (1) shows an accredited test according to the TS EN ISO 15189 standard, sign (2) shows an accredited test according to CAP Laboratory Accreditation Program Standarts, sign (3) shows a test analyzed in a contracted accredited laboratory according to CAP Laboratory Accreditation Program Standarts.

ALPHABETIC TEST LIST



05.02.2024

SPECIMEN TYPE	CONTAINER	VOLUME	TRANSPORT	METHODOLOGY	PERFORMED	REPORTED
C8389965 FISH_t(9;22) BCR/ABL 1 2						
Bone Marrow	Green (Heparin)	3 mL	18-24°C	INTERPHASE FISH	Mon-Sat	1 week
Paraffin Section	Slide	2 Item	18-24°C	INTERPHASE FISH		
Whole Blood	Green (Heparin)	3 mL	18-24°C	INTERPHASE FISH		
C8390204 FISH_Williams 7q11.23 Microdeletion 2						
Amniotic Fluid	Syringe	5 mL	18-24°C	METAPHASE FISH	Mon-Sat	3 weeks
CVS	Sterile Tube	3 villus	18-24°C	METAPHASE FISH		
Whole Blood	Green (Heparin)	3 mL	18-24°C	METAPHASE FISH		
C8390207 FISH_Wolf-Hirschhorn 4p16.3 Microdeletion 2						
Amniotic Fluid	Syringe	5 mL	18-24°C	METAPHASE FISH	Mon-Sat	3 weeks
CVS	Sterile Tube	3 villus	18-24°C	METAPHASE FISH		
Whole Blood	Green (Heparin)	3 mL	18-24°C	METAPHASE FISH		
C8389948 FISH_+ 12 (trisomy 12) 2						
Bone Marrow	Green (Heparin)	3 mL	18-24°C	INTERPHASE FISH	Mon-Sat	1 week
Whole Blood	Green (Heparin)	3 mL	18-24°C	INTERPHASE FISH		
C8389982 FISH_18q21 (MALT1) 2						
Bone Marrow	Green (Heparin)	3 mL	18-24°C	INTERPHASE FISH	Mon-Sat	1 week
Whole Blood	Green (Heparin)	3 mL	18-24°C	INTERPHASE FISH		
C8392071 FISH_19q13/19p13 2						
Bone Marrow	Green (Heparin)	3 mL	18-24°C	INTERPHASE FISH	Mon-Sat	1 week
Whole Blood	Green (Heparin)	3 mL	18-24°C	INTERPHASE FISH		
C8392618 FISH_3q26.2 EVI1 (MECOM) Rearrangements 2						
Bone Marrow	Green (Heparin)	3 mL	18-24°C	FISH	Mon-Sat	7 days
Whole Blood	Green (Heparin)	3 mL	18-24°C	FISH		

Özel Acıbadem Labmed Genetic Diagnosis Center has been accredited by TURKAK according to TS EN ISO 15189 Standard (AB-0001-TL) and by CAP according to Laboratory Accreditation Program Standarts (CAP Number: 9005421, AU-ID: 2105026). Sign (1) shows an accredited test according to the TS EN ISO 15189 standard, sign (2) shows an accredited test according to CAP Laboratory Accreditation Program Standarts, sign (3) shows a test analyzed in a contracted accredited laboratory according to CAP Laboratory Accreditation Program Standarts.

ALPHABETIC TEST LIST

05.02.2024

SPECIMEN TYPE	CONTAINER	VOLUME	TRANSPORT	METHODOLOGY	PERFORMED	REPORTED
C8389979 FISH_8q24 MYC²						
Bone Marrow	Green (Heparin)	3 mL	18-24°C	INTERPHASE FISH	Mon-Sat	1 week
Paraffin Section	Slide	2 Item	18-24°C	INTERPHASE FISH		
Whole Blood	Green (Heparin)	3 mL	18-24°C	INTERPHASE FISH		
C8392645 FLT3 Mutations Analysis (ITD and D835)						
Bone Marrow	Lavender (EDTA)	3 mL	18-24°C	FRAGMENT ANALYSIS	Mon-Sat	5 days
Whole Blood	Lavender (EDTA)	3 mL	18-24°C	FRAGMENT ANALYSIS		
C8392318 FMF/MEFV Gene Targeted Mutation Analysis (M694V)²						
Whole Blood	Lavender (EDTA)	3 mL	18-24°C	DNA SEQUENCING	Mon-Sat	2 weeks
C8389206 Fragile X FMR1 Gene CGG Triplet Repeat Status Analysis, Postnatal²						
Whole Blood	Lavender (EDTA)	3 mL	18-24°C	PCR-FRAGMENT ANALYSIS	Mon-Sat	2 weeks
C8389286 Fragile X Gene FMR1 CGG Triplet Repeat Status Analysis Prenatal²						
Amniotic fluid and whole blood	Injector and Lavender (EDTA)	20 mL	18-24°C	TP-PCR	Mon-Sat	10 days
CVS and Whole Blood	Transport Medyum ve EDTA(mor kapak)	3 villus	18-24°C	TP-PCR		
C8389210 Friedreich s Ataxia FXN Gene GAA Triplet Repeat Status Analysis²						
Whole Blood	Lavender (EDTA)	3 mL	18-24°C	TP-PCR/FRAGMENT ANALYSIS	Mon-Sat	2 weeks
C8389250 Fructose 1,6 Bisphosphatase Deficiency FBP1 Gene Sequencing Analysis²						
Whole Blood	Lavender (EDTA)	3 mL	18-24°C	DNA SEQUENCING	Mon-Sat	4 weeks
C8392239 Galactokinase Deficiency, GALK1 Gene Sequencing Analysis²						
Amniotic fluid and whole blood	Injector and Lavender (EDTA)	20 mL	18-24°C	DNA SEQUENCING	Mon-Sat	4 weeks
Whole Blood	Lavender (EDTA)	3 mL	18-24°C	DNA SEQUENCING		
C8389730 Galactosemia GALT Gene Common Mutation Analysis²						
Whole Blood	Lavender (EDTA)	3 mL	18-24°C	DNA SEQUENCING	Mon-Sat	3 weeks

Özel Acibadem Labmed Genetic Diagnosis Center has been accredited by TURKAK according to TS EN ISO 15189 Standard (AB-0001-TL) and by CAP according to Laboratory Accreditation Program Standarts (CAP Number: 9005421, AU-ID: 2105026). Sign (1) shows an accredited test according to the TS EN ISO 15189 standard, sign (2) shows an accredited test according to CAP Laboratory Accreditation Program Standarts, sign (3) shows a test analyzed in a contracted accredited laboratory according to CAP Laboratory Accreditation Program Standarts.

ALPHABETIC TEST LIST



05.02.2024

SPECIMEN TYPE	CONTAINER	VOLUME	TRANSPORT	METHODOLOGY	PERFORMED	REPORTED
C8392004 GATA1 Gene Common Mutation Analysis ²						
Whole Blood	Lavender (EDTA)	3 mL	18-24°C	DNA SEQUENCING	Mon-Sat	2 weeks
C8392437 GATA2 Gene Sequencing Analysis ²						
Whole Blood	Lavender (EDTA)	3 mL	18-24°C	DNA SEQUENCING	Mon-Sat	4 weeks
C8392463 Gene Panels						
Amniotic fluid and whole blood	Injector and Lavender (EDTA)	20 mL	18-24°C	NEXT GENERATION SEQUENCING (NGS)	Mon-Sat	6-8 weeks
Paraffin Section	Sterile Tube	2 Item	18-24°C	NEXT GENERATION SEQUENCING (NGS)		
Whole Blood	Lavender (EDTA)	6 mL	18-24°C	NEXT GENERATION SEQUENCING (NGS)		
C8392135 Genetic Arrhythmia Panel						
Whole Blood	Lavender (EDTA)	3 mL	18-24°C	NEXT GENERATION SEQUENCING (NGS)	Mon-Sat	6-8 weeks
C8392755 Genetic Check-Up Female						
Apply to Laboratory	Special Kit	0	18-24°C	NEXT GENERATION SEQUENCING (NGS)	Mon-Sat	4-6 weeks
C8392756 Genetic Check-Up Male						
Apply to Laboratory	Special Kit	0	18-24°C	NEXT GENERATION SEQUENCING (NGS)	Mon-Sat	4-6 weeks
C8392828 Genetic Screening Woman						
Swab	Special Kit	1 Item	18-24°C	NEXT GENERATION SEQUENCING (NGS)	Mon-Sat	4-6 week
C8392224 Genom Sequencing (WGS), Single ³						
CVS	Sterile Tube	3 Item	18-24°C	NEXT GENERATION SEQUENCING (NGS)	Mon-Sat	42 days
DNA	Sterile Tube	1 Item	18-24°C	NEXT GENERATION SEQUENCING (NGS)		
Whole Blood	Lavender (EDTA)	3 mL	18-24°C	NEXT GENERATION SEQUENCING (NGS)		
C8392225 Genom Sequencing (WGS), Trio ³						
Whole Blood	Lavender (EDTA)	3 mL	18-24°C	NEXT GENERATION SEQUENCING (NGS)	Mon-Sat	42 days

Özel Acıbadem Labmed Genetic Diagnosis Center has been accredited by TURKAK according to TS EN ISO 15189 Standard (AB-0001-TL) and by CAP according to Laboratory Accreditation Program Standarts (CAP Number: 9005421, AU-ID: 2105026). Sign (1) shows an accredited test according to the TS EN ISO 15189 standard, sign (2) shows an accredited test according to CAP Laboratory Accreditation Program Standarts, sign (3) shows a test analyzed in a contracted accredited laboratory according to CAP Laboratory Accreditation Program Standarts.

ALPHABETIC TEST LIST



05.02.2024

SPECIMEN TYPE	CONTAINER	VOLUME	TRANSPORT	METHODOLOGY	PERFORMED	REPORTED
C8392608 Genome Sequencing (WGS) Solo, Prenatal ³						
Amniotic fluid and whole blood	Injector and Lavender (EDTA)	20 mL	18-24°C	NEXT GENERATION SEQUENCING (NGS)	Mon-Sat	4 weeks
Apply to Laboratory	Call the Laboratory	0		NEXT GENERATION SEQUENCING (NGS)		
CVS and Whole Blood	Sterile Container and Lavender (EDTA)	1 Item	18-24°C	NEXT GENERATION SEQUENCING (NGS)		
C8392287 Gilbert Syndrome, UGT1A1 Gene Sequencing Analysis ²						
Sequencing analysis of UGT1A1 gene (all coding exon).						
Whole Blood	Lavender (EDTA)	3 mL	18-24°C	DNA SEQUENCING	Mon-Sat	4 weeks
C8392268 Glucose 6 Phosphate Dehydrogenase Deficiency, G6PD Gene Sequencing Analysis ²						
Sequencing analysis of G6PD gene (all coding exon)						
Whole Blood	Lavender (EDTA)	3 mL	18-24°C	DNA SEQUENCING	Mon-Sat	5 weeks
C8392746 Glycogen Storage Diseases Panel ²						
Whole Blood	Lavender (EDTA)	3 mL	18-24°C	NEXT GENERATION SEQUENCING (NGS)	Mon-Sat	6-8 weeks
C8389844 Glycoprotein IIIA ITGB3 Gene Polymorphism Analysis						
DNA	Sterile Tube	2 mL	18-24°C	DNA SEQUENCING	Mon-Sat	10 days
Whole Blood	Lavender (EDTA)	3 mL	18-24°C	DNA SEQUENCING		
C8392099 Gonadal Cell Freezing Preparation (STR Analysis)						
Whole Blood	Lavender (EDTA)	3 mL	18-24°C	PCR-FRAGMENT ANALYSIS	Mon-Sat	Call the Laboratory
C8389836 Hemochromatosis HFE Gene Common Mutation Analysis ²						
Bone Marrow	Lavender (EDTA)	3 mL	18-24°C	REAL TIME PCR	Mon-Sat	2 weeks
Whole Blood	Lavender (EDTA)	3 mL	18-24°C	REAL TIME PCR		
C8392833 Hemochromatosis HFE Gene Sequencing Analysis						
Whole Blood	Lavender (EDTA)	3 mL	18-24°C	DNA SEQUENCING	Mon-Sat	3 week
C8392655 Hemophilia A (F8) 2 I nversions						
Whole Blood	Lavender (EDTA)	6 mL	18-24°C	PCR	Mon-Sat	4 weeks

Özel Acıbadem Labmed Genetic Diagnosis Center has been accredited by TURKAK according to TS EN ISO 15189 Standard (AB-0001-TL) and by CAP according to Laboratory Accreditation Program Standarts (CAP Number: 9005421, AU-ID: 2105026). Sign (1) shows an accredited test according to the TS EN ISO 15189 standard, sign (2) shows an accredited test according to CAP Laboratory Accreditation Program Standarts, sign (3) shows a test analyzed in a contracted accredited laboratory according to CAP Laboratory Accreditation Program Standarts.

ALPHABETIC TEST LIST



05.02.2024

SPECIMEN TYPE	CONTAINER	VOLUME	TRANSPORT	METHODOLOGY	PERFORMED	REPORTED
C8392829 Hereditary Cancer + Genetic Screening Woman						
Swap + Tam Kan(EDTA)	Special Kit	1 Item	18-24°C	NEXT GENERATION SEQUENCING (NGS)	Mon-Sar	4-6 weeks
C8392763 Hereditary Cancer Panel + Breast Cancer Risk Score						
Apply to Laboratory	Special Kit	0	18-24°C	NEXT GENERATION SEQUENCING (NGS)	Mon-Sat	4-6 weeks
Whole Blood	Lavender (EDTA)	3 mL	18-24°C	NEXT GENERATION SEQUENCING (NGS)		
C8392772 Hereditary Cancer Panel + Breast Cancer Risk Score-UHM						
Apply to Laboratory	Special Kit	0	18-24°C	NEXT GENERATION SEQUENCING (NGS)	Mon-Sat	6-8 week
C8392777 Hereditary Cancer Panel + Man Genetic Check Up						
Swab	Special Kit	0	18-24°C	NEXT GENERATION SEQUENCING (NGS)	Mon-Sat	4-6 weeks
Whole Blood	Lavender (EDTA)	3 mL	18-24°C	NEXT GENERATION SEQUENCING (NGS)		
C8392780 Hereditary Cancer Panel + Man Genetic Check Up- UHM						
Apply to Laboratory	Special Kit	0	18-24°C	NEXT GENERATION SEQUENCING (NGS)	Mon-Sat	4-6 week
Whole Blood	Lavender (EDTA)	3 ml	18-24°C	NEXT GENERATION SEQUENCING (NGS)		
C8392776 Hereditary Cancer Panel + Prostate Cancer Risk Score						
Swab	Special Kit	0	18-24°C	NEXT GENERATION SEQUENCING (NGS)	Mon-Sat	4-6 week
C8392779 Hereditary Cancer Panel + Prostate Cancer Risk Score-UHM						
Apply to Laboratory	Special Kit	0	18-24°C	NEXT GENERATION SEQUENCING (NGS)	Mon-Sat	4-6 week
C8392775 Hereditary Cancer Panel + Woman Genetic Check Up						
Swab	Special Kit	0	18-24°C	NEXT GENERATION SEQUENCING (NGS)	Mon-Sat	4-6 weeks
Whole Blood	Lavender (EDTA)	3 mL	18-24°C	NEXT GENERATION SEQUENCING (NGS)		

Özel Acıbadem Labmed Genetic Diagnosis Center has been accredited by TURKAK according to TS EN ISO 15189 Standard (AB-0001-TL) and by CAP according to Laboratory Accreditation Program Standarts (CAP Number: 9005421, AU-ID: 2105026). Sign (1) shows an accredited test according to the TS EN ISO 15189 standard, sign (2) shows an accredited test according to CAP Laboratory Accreditation Program Standarts, sign (3) shows a test analyzed in a contracted accredited laboratory according to CAP Laboratory Accreditation Program Standarts.

ALPHABETIC TEST LIST



05.02.2024

SPECIMEN TYPE	CONTAINER	VOLUME	TRANSPORT	METHODOLOGY	PERFORMED	REPORTED
C8392778 Hereditary Cancer Panel + Woman Genetic Check Up- UHM						
Apply to Laboratory	Special Kit	0	18-24°C	NEXT GENERATION SEQUENCING (NGS)	Mon-Sat	4-6 week
Whole Blood	Lavender (EDTA)	3 mL	18-24°C	NEXT GENERATION SEQUENCING (NGS)		
C8390107 Hereditary Cancer Panel (BRCA1-BRCA2 and 24 Gene Analysis) ²						
Bone Marrow	Lavender (EDTA)	3 mL	18-24°C	NEXT GENERATION SEQUENCING (NGS)	Mon-Sat	4 weeks
Paraffin Section	Sterile Tube	2 Item	18-24°C	NEXT GENERATION SEQUENCING (NGS)		
Whole Blood	Lavender (EDTA)	3 mL	18-24°C	NEXT GENERATION SEQUENCING (NGS)		
C8392353 Hereditary Fructose Intolerance, Aldolase B (ALDOB) Deletion/Duplication Analysis ²						
Whole Blood	Lavender (EDTA)	3 mL	18-24°C	MLPA	Mon-Sat	4 weeks
C8392712 Hereditary Neuropathy Panel ²						
Whole Blood	Lavender (EDTA)	3 mL	18-24°C	NEXT GENERATION SEQUENCING (NGS)	Mon-Sat	6-8 weeks
C8392736 Hereditary Spastic Paraplegia Panel ²						
Whole Blood	Lavender (EDTA)	3 mL	18-24°C	NEXT GENERATION SEQUENCING (NGS)	Mon-Sat	6-8 weeks
C8392131 HNPCC (Hereditary nonpolyposis colorectal cancer) Panel						
Whole Blood	Lavender (EDTA)	3 mL	18-24°C	NEXT GENERATION SEQUENCING (NGS)	Mon-Sat	6-8 weeks
C8389216 Huntington's Disease Huntingtin (IT15) CAG Triplet Repeat Status Analysis ²						
Whole Blood	Lavender (EDTA)	3 mL	18-24°C	PCR-FRAGMENT ANALYSIS	Mon-Sat	2 weeks
C8392040 IDH1 and IDH2 Genes Common Mutation Analysis ²						
Bone Marrow	Lavender (EDTA)	2 mL	18-24°C	FRAGMENT ANALYSIS	Mon-Sat	3 weeks
Paraffin Section	Sterile Tube	1 Item	18-24°C	FRAGMENT ANALYSIS		
Tissue Sample	Sterile Tube	1 cm	18-24°C	FRAGMENT ANALYSIS		
Whole Blood	Lavender (EDTA)	3 mL	18-24°C	FRAGMENT ANALYSIS		

Özel Acıbadem Labmed Genetic Diagnosis Center has been accredited by TURKAK according to TS EN ISO 15189 Standard (AB-0001-TL) and by CAP according to Laboratory Accreditation Program Standarts (CAP Number: 9005421, AU-ID: 2105026). Sign (1) shows an accredited test according to the TS EN ISO 15189 standard, sign (2) shows an accredited test according to CAP Laboratory Accreditation Program Standarts, sign (3) shows a test analyzed in a contracted accredited laboratory according to CAP Laboratory Accreditation Program Standarts.

ALPHABETIC TEST LIST

05.02.2024

SPECIMEN TYPE	CONTAINER	VOLUME	TRANSPORT	METHODOLOGY	PERFORMED	REPORTED
C8389945 Imatinib (Gleevec) Resistance ABL1 Gene Mutation Analysis ²						
Bone Marrow	Lavender (EDTA)	3 mL	18-24°C	DNA SEQUENCING	Mon-Sat	2 weeks
Whole Blood	Lavender (EDTA)	3 mL	18-24°C	DNA SEQUENCING		
C8392762 Inflammatory Bowel Diseases Risk Score						
Apply to Laboratory	Special Kit	0	18-24°C	NEXT GENERATION SEQUENCING (NGS)	Mon-Sat	4-6 weeks
C8389938 inv 16 (p13q22) CBFβ-MYH11 Fusion Transcript						
Bone Marrow	Lavender (EDTA)	3 mL	18-24°C	REAL TIME PCR	Mon-Sat	10 days
Whole Blood	Lavender (EDTA)	3 mL	18-24°C	REAL TIME PCR		
C8389974 JAK2 Gene Mutation Analysis (Exon 12) ²						
Bone Marrow	Lavender (EDTA)	3 mL	18-24°C	DNA SEQUENCING	Mon-Sat	10 days
Whole Blood	Lavender (EDTA)	3 mL	18-24°C	DNA SEQUENCING		
C8389939 JAK2 Gene V617F Mutation Analysis ^{1 2}						
Bone Marrow	Lavender (EDTA)	3 mL	18-24°C	REAL TIME PCR	Mon-Sat	10 days
Whole Blood	Lavender (EDTA)	3 mL	18-24°C	REAL TIME PCR		
C8392325 JAK3 Gene Sequencing Analysis ²						
Bone Marrow	Lavender (EDTA)	3 mL	18-24°C	DNA SEQUENCING	Mon-Sat	3 weeks
Whole Blood	Lavender (EDTA)	3 mL	18-24°C	DNA SEQUENCING		
C8392261 Kaposi Sarcoma, IL6 Gene Sequencing Analysis ²						
Sequencing analysis of IL6 gene (all coding exon)						
Whole Blood	Lavender (EDTA)	3 mL	18-24°C	DNA SEQUENCING	Mon-Sat	4 weeks
C8392391 Karyotyping (Chromosome Analysis); Abortion Material + Maternal Kontaminasyon ²						
Abortion Material	Transport Medyum	1 Item	18-24°C	CYTOGENETIC	Mon-Sat	4 weeks
Abortion Material and whole blood	Transport Medyum ve EDTA(mor kapak)	1 Item	18-24°C	CYTOGENETIC		

Özel Acıbadem Labmed Genetic Diagnosis Center has been accredited by TURKAK according to TS EN ISO 15189 Standard (AB-0001-TL) and by CAP according to Laboratory Accreditation Program Standarts (CAP Number: 9005421, AU-ID: 2105026). Sign (1) shows an accredited test according to the TS EN ISO 15189 standard, sign (2) shows an accredited test according to CAP Laboratory Accreditation Program Standarts, sign (3) shows a test analyzed in a contracted accredited laboratory according to CAP Laboratory Accreditation Program Standarts.

ALPHABETIC TEST LIST

05.02.2024

SPECIMEN TYPE	CONTAINER	VOLUME	TRANSPORT	METHODOLOGY	PERFORMED	REPORTED
C8392374 Karyotyping (Chromosome Analysis); Fetal Blood (Cordocentesis) + Rapid Aneuploidy Analysis (X,Y,13,18,21) ²						
Cord Blood	Green (Heparin)	2 mL	18-24°C	CYTOGENETIC	Mon-Sat	10 days
Whole Blood	Lavender (EDTA)	3 mL	18-24°C	CYTOGENETIC		
C8390788 Karyotyping (Chromosome Analysis); Amniotic Fluid + Rapid Aneuploidy Analysis (X,Y,13,18,21) ^{1 2}						
Maternal peripheral blood sample (3mL EDTA tube) is necessarily required to exclude maternal contamination.						
Amniotic fluid and whole blood	Injector and Lavender (EDTA)	20 mL	18-24°C	CYTOGENETIC	Mon-Sat	3 weeks
C8390702 Karyotyping (Chromosome Analysis); Bone marrow ^{1 2}						
Bone Marrow	Green (Heparin)	3 mL	18-24°C	CYTOGENETIC	Mon-Sat	3 weeks
C8390715 Karyotyping (Chromosome Analysis); Chorionic Villus Sampling (CVS) + Rapid Aneuploidy Analysis (X,Y,13,18,21) ²						
Maternal peripheral blood sample (3mL EDTA tube) is necessarily required to exclude maternal contamination.						
CVS and Whole Blood	Transport Medyum ve EDTA(mor kapak)	5 villus	18-24°C	CYTOGENETIC	Mon-Sat	3 weeks
C8390711 Karyotyping (Chromosome Analysis); Hemato-oncologic (peripheral blood) ^{1 2}						
Whole Blood	Green (Heparin)	6 mL	18-24°C	CYTOGENETIC	Mon-Sat	3 weeks
C8390703 Karyotyping (Chromosome Analysis); Peripheral Blood ^{1 2}						
Whole Blood	Green (Heparin)	3 mL	18-24°C	CYTOGENETIC	Mon-Sat	3 weeks
C8392035 Karyotyping (Chromosome Analysis); Solid Tissue Sampling (Skin Biopsy) ²						
Biopsy Material	Sterile Tube	1 Item	18-24°C	CYTOGENETIC	Mon-Sat	4 weeks
Tissue Sample	Sterile Tube	1 Item	18-24°C	CYTOGENETIC		
C8392249 Karyotyping (Subtelomeric Screening); Infertility, Bad Obstetric History Panels ²						
Whole Blood	Green (Heparin)	3 mL	18-24°C	CYTOGENETIC / METAPHASE FISH	Mon-Sat	3 weeks
C8390117 KIT (Mast cell growth factor receptor) Gene D816V Mutation Analysis ²						
Bone Marrow	Lavender (EDTA)	3 mL	18-24°C	DNA SEQUENCING	Mon-Sat	2 weeks
Whole Blood	Lavender (EDTA)	3 mL	18-24°C	DNA SEQUENCING		

Özel Acibadem Labmed Genetic Diagnosis Center has been accredited by TURKAK according to TS EN ISO 15189 Standard (AB-0001-TL) and by CAP according to Laboratory Accreditation Program Standarts (CAP Number: 9005421, AU-ID: 2105026). Sign (1) shows an accredited test according to the TS EN ISO 15189 standard, sign (2) shows an accredited test according to CAP Laboratory Accreditation Program Standarts, sign (3) shows a test analyzed in a contracted accredited laboratory according to CAP Laboratory Accreditation Program Standarts.

ALPHABETIC TEST LIST

05.02.2024

SPECIMEN TYPE	CONTAINER	VOLUME	TRANSPORT	METHODOLOGY	PERFORMED	REPORTED
C8389901 KIT (Mast cell growth factor receptor) Gene Exon 9, 11, 13, 17 Mutation Analysis ²						
Bone Marrow	Lavender (EDTA)	3 mL	18-24°C	DNA SEQUENCING	Mon-Sat	2 weeks
Paraffin Section	Sterile Tube	1 Item	18-24°C	DNA SEQUENCING		
Tissue Sample	Sterile Tube	1 Item	18-24°C	DNA SEQUENCING		
Whole Blood	Lavender (EDTA)	3 mL	18-24°C	DNA SEQUENCING		
C8392140 Kongenital Neutropenia ELANE (ELA 2) Gene Sequencing Analysis ²						
Bone Marrow	Lavender (EDTA)	3 mL	18-24°C	DNA SEQUENCING	Mon-Sat	2 weeks
Whole Blood	Lavender (EDTA)	3 mL	18-24°C	DNA SEQUENCING		
C8390112 KRAS Exon 2, 3, 4 Mutation Analysis						
Biopsy Material	Sterile Tube	1 Item	18-24°C	REAL TIME PCR	Mon-Sat	2 weeks
Bone Marrow	Lavender (EDTA)	3 mL	18-24°C	REAL TIME PCR		
Paraffin Section	Sterile Tube	1 Item	18-24°C	REAL TIME PCR		
Whole Blood	Lavender (EDTA)	3 mL	18-24°C	REAL TIME PCR		
C8389501 Leber's Optic Atrophy MTND1 Gene Mutation Analysis ²						
Whole Blood	Lavender (EDTA)	3 mL	18-24°C	DNA SEQUENCING	Mon-Sat	2 weeks
C8392147 Locus-Specific FISH Analysis ²						
Bone Marrow	Green (Heparin)	3 mL	18-24°C	METAPHASE FISH	Mon-Sat	2 weeks
Tissue Sample	Slide	1 Item	18-24°C	METAPHASE FISH		
Tissue Sample	Sterile Tube	1 Item	18-24°C	METAPHASE FISH		
Whole Blood	Green (Heparin)	3 mL	18-24°C	METAPHASE FISH		
C8392707 Male Infertility Gene Panel ²						
Whole Blood	Lavender (EDTA) + Green (Heparin)	3 mL	18-24°C	NEXT GENERATION SEQUENCING (NGS)	Mon-Sat	6-8 weeks
C8392641 Maple Syrup Urine Disease, Type IA, BCKDHA Gene Sequencing ²						
Whole Blood	Lavender (EDTA)	3 mL	18-24°C	DNA SEQUENCING	Mon-Sat	4 weeks

Özel Acıbadem Labmed Genetic Diagnosis Center has been accredited by TURKAK according to TS EN ISO 15189 Standard (AB-0001-TL) and by CAP according to Laboratory Accreditation Program Standarts (CAP Number: 9005421, AU-ID: 2105026). Sign (1) shows an accredited test according to the TS EN ISO 15189 standard, sign (2) shows an accredited test according to CAP Laboratory Accreditation Program Standarts, sign (3) shows a test analyzed in a contracted accredited laboratory according to CAP Laboratory Accreditation Program Standarts.

ALPHABETIC TEST LIST

05.02.2024

SPECIMEN TYPE	CONTAINER	VOLUME	TRANSPORT	METHODOLOGY	PERFORMED	REPORTED
C8392128 Marfan Syndrome FBN1 Gene Sequencing Analysis						
Whole Blood	Lavender (EDTA)	3 mL	18-24°C	NEXT GENERATION SEQUENCING (NGS)	Mon-Sat	6 weeks
C8392674 MCL1 Gene Sequencing Analysis ²						
Whole Blood	Lavender (EDTA)	3 mL	18-24°C	DNA SEQUENCING	Mon-Sat	15 days
C8392455 MDS NGS Panel (Cytogenetics and FISH_Del 5q)						
Bone Marrow	Lavender (EDTA) + Green (Heparin)	5 mL	18-24°C	NEXT GENERATION SEQUENCING (NGS)	Mon-Sat	30 days
Whole Blood	Lavender (EDTA) + Green (Heparin)	3 mL	18-24°C	NEXT GENERATION SEQUENCING (NGS)		
C8389293 Metachromatic Leukodystrophy ARSA Gene Sequencing Analysis ²						
Amniotic fluid and whole blood	Injector and Lavender (EDTA)	20 ml	18-24°C	DNA SEQUENCING	Mon-Sat	4 weeks
Whole Blood	Lavender (EDTA)	3 mL	18-24°C	DNA SEQUENCING		
C8390108 Microsatellite instability						
DNA	Sterile Tube	3 Item	18-24°C	PCR-FRAGMENT ANALYSIS	Mon-Sat	2 weeks
Paraffin Tissue and whole blood	Sterile Container and Lavender (EDTA)	1 Item	18-24°C	PCR-FRAGMENT ANALYSIS		
C8392179 Mitochondrial Genome Analysis ³						
Whole Blood	Lavender (EDTA)	3 mL	18-24°C	NEXT GENERATION SEQUENCING (NGS)	Mon-Sat	45 days
C8392134 MODY Panel						
Whole Blood	Lavender (EDTA)	3 mL	18-24°C	NEXT GENERATION SEQUENCING (NGS)	Mon-Sat	6-8 weeks
C8392094 Molecular Karyotyping (Postnatal Diagnostic Array) ^{1 2}						
DNA	Sterile Tube	1 Item	18-24°C	HIGH RESOLUTION SNP ARRAY	Mon-Sat	4 weeks
Whole Blood	Lavender (EDTA)	3 mL	18-24°C	HIGH RESOLUTION SNP ARRAY		
C8392630 MPN Panels (Molecular+ FISH)						
Bone Marrow	Lavender (EDTA) + Green (Heparin)	6 mL	18-24°C	FISH+REAL TIME	Mon-Sat	7 days
Whole Blood	Lavender (EDTA) + Green (Heparin)	6 mL	18-24°C	FISH+REAL TIME		

Özel Acıbadem Labmed Genetic Diagnosis Center has been accredited by TURKAK according to TS EN ISO 15189 Standard (AB-0001-TL) and by CAP according to Laboratory Accreditation Program Standarts (CAP Number: 9005421, AU-ID: 2105026). Sign (1) shows an accredited test according to the TS EN ISO 15189 standard, sign (2) shows an accredited test according to CAP Laboratory Accreditation Program Standarts, sign (3) shows a test analyzed in a contracted accredited laboratory according to CAP Laboratory Accreditation Program Standarts.

ALPHABETIC TEST LIST



05.02.2024

SPECIMEN TYPE	CONTAINER	VOLUME	TRANSPORT	METHODOLOGY	PERFORMED	REPORTED
C8392609 MPN Screening Test (CALR, MPL, JAK2 (Exon 12 and V617F), CSF3R)						
Bone Marrow	Lavender (EDTA)	2 mL	18-24°C	REAL TIME PCR	Mon-Sat	1 week
Whole Blood	Lavender (EDTA)	3 mL	18-24°C	REAL TIME PCR		
C8389845 MTHFR Gene c.A1298C Polymorphism Analysis ²						
Whole Blood	Lavender (EDTA)	3 mL	18-24°C	REAL TIME PCR	Mon-Sat	10 days
Whole Blood: Whole Blood (EDTA)						
C8389829 MTHFR Gene c.C677T and c.A1298C Polymorphism Analysis						
Whole Blood	Lavender (EDTA)	3 mL	18-24°C	REAL TIME PCR	Mon-Sat	10 days
C8389841 MTHFR Gene c.C677T Polymorphism Analysis						
Whole Blood	Lavender (EDTA)	3 mL	18-24°C	REAL TIME PCR	Mon-Sat	10 days
C8392717 Multidrug Resistance (MDR1), ABCB1 Gene C3435T Analysis ²						
Bone Marrow	Lavender (EDTA)	3 mL	18-24°C		Mon-Sat	2 week
Whole Blood	Lavender (EDTA)	3 mL	18-24°C			
C8392148 Multiple Endocrine Neoplasia Type 1 MEN1 Gene Sequencing Analysis ²						
Whole Blood	Lavender (EDTA)	3 mL	18-24°C	DNA SEQUENCING	Mon-Sat	4 weeks
C8390130 Multiple Endocrine Neoplasia Type 2A RET Gene Sequencing Analysis ²						
Tissue Sample	Sterile Tube	1 Item	18-24°C	DNA SEQUENCING	Mon-Sat	4 weeks
Whole Blood	Lavender (EDTA)	3 mL	18-24°C	DNA SEQUENCING		
C8392737 Muscular Dystrophy Panel ²						
Whole Blood	Lavender (EDTA)	3 mL	18-24°C	NEXT GENERATION SEQUENCING (NGS)	Mon-Sat	6-8 weeks
C8392784 MYD88 (L265P) Targeted Variant Analysis ²						
Bone Marrow	Lavender (EDTA)	3 mL	18-24°C	DNA SEQUENCING	Mon-Sat	10 days
Paraffin Section	Sterile Tube	1 Item	18-24°C	DNA SEQUENCING		
Whole Blood	Lavender (EDTA)	3 mL	18-24°C	DNA SEQUENCING		

Özel Acıbadem Labmed Genetic Diagnosis Center has been accredited by TURKAK according to TS EN ISO 15189 Standard (AB-0001-TL) and by CAP according to Laboratory Accreditation Program Standarts (CAP Number: 9005421, AU-ID: 2105026). Sign (1) shows an accredited test according to the TS EN ISO 15189 standard, sign (2) shows an accredited test according to CAP Laboratory Accreditation Program Standarts, sign (3) shows a test analyzed in a contracted accredited laboratory according to CAP Laboratory Accreditation Program Standarts.

05.02.2024

SPECIMEN TYPE	CONTAINER	VOLUME	TRANSPORT	METHODOLOGY	PERFORMED	REPORTED
C8392623 Myeloid NGS Panels						
Parameters included in panel: ABL1, CBLB, ETNK1, IL7R, MSH2, PMS2, SRP72, ZRSR2, ADA, CBLG, ETV6, JAK1, MSH6, PRAMEF2, SRSF2, ANKRD26, CDKN2A, EZH2, JAK2, MYC, PRF1, STAG2, ASXL1, CEBPA, FAM154B, JAK3, MYD88, PRPF40B, STAT3, ASXL2, CHEK2, FAM47A, KAT6A, NBN, PRPF8, STXBP2, ATM, CREBBP, FAM5C, KCNA4, NF1, PTEN, SUZ12, ATRX, CRLF2, FAS, KCNK13, NOTCH1, PTPN11, TAL1, BCL6, CSF1R, FBXW7, KDM6A, NPAT, RAD21, TERC, BCOR, CSF3R, FLRT2, KDR, NPM1, RB1, TERT, BCORL1, CTCF, FLT3, KIT, NRAS, RELN, TET2, BCR, CUX1, GATA1, KLHDC8B, NSD1, RUNX1, TNFRSF13B, BIRC3, DAXX, GATA2, KLHL6, NTRK3, SETBP1, TP53, BLM, DDX41, GJB3, KMT2A, OR13H1, SF1, TPMT, BRAF, DNMT2, GNAS, OR8B12, SF3A1, TUBA3C, BRCA1, DNMT1, HNRNP, KRAS, P2RY2, SF3B1, U2AF1, BRCA2, DNMT3A, HRAS, LRRC4, PAX5, SH2B3, U2AF2, C17orf97, EED, IDH1, LUC7L2, PCDHB1, SH2D1A, WAS, CALR, EGFR, IDH2, MAP2K1, PDGFRA, SMARCB1, WRN, CARD11, ELANE, IKZF1, MLH1, PHF6, SMC1A, WT1, CBL, EP300, IKZF3, MPL, PML, SMC3, XPO1						
Bone Marrow	Lavender (EDTA)	3 mL	18-24°C	NEXT GENERATION SEQUENCING (NGS)	Mon-Sat	4 weeks
Paraffin Section	Slide	5 Micro	18-24°C	NEXT GENERATION SEQUENCING (NGS)		
Whole Blood	Lavender (EDTA)	3 mL	18-24°C	NEXT GENERATION SEQUENCING (NGS)		
C8399906 Myeloproliferative Disorders CALR Gene Common Mutation Analysis ²						
Bone Marrow	Lavender (EDTA)	3 mL	18-24°C	DNA SEQUENCING	Mon-Sat	2 weeks
Whole Blood	Lavender (EDTA)	3 mL	18-24°C	DNA SEQUENCING		
C8389989 Myeloproliferative Leukemia Protein, MPL Gene Common Mutation Analysis ²						
Bone Marrow	Lavender (EDTA)	3 mL	18-24°C	DNA SEQUENCING	Mon-Sat	10 days
Whole Blood	Lavender (EDTA)	3 mL	18-24°C	DNA SEQUENCING		
C8389218 Myotonic Dystrophy Type 1 DMPK Gene CTG Triplet Repeat Status Analysis ²						
Whole Blood	Lavender (EDTA)	3 mL	18-24°C	TP-PCR/FRAGMENT ANALYSIS	Mon-Sat	3 weeks
C8392710 Neurodegenerative Disease (Adult Onset) Panel ²						
Whole Blood	Lavender (EDTA)	3 mL	18-24°C	NEXT GENERATION SEQUENCING (NGS)	Mon-Sat	6-8 weeks
C8392145 Neurofibromatosis Type 1 NF1 Gene Deletion Duplication Analysis						
Whole Blood	Lavender (EDTA)	3 mL	18-24°C	MLPA	Mon-Sat	4 weeks
C8389219 Neurofibromatosis Type 1 NF1 Gene Sequencing Analysis ²						
Whole Blood	Lavender (EDTA)	3 mL	18-24°C	DNA SEQUENCING	Mon-Sat	6 weeks
C8392324 Neurofibromatosis Type 2 NF2 Gene Deletion Duplication Analysis						
Whole Blood	Lavender (EDTA)	3 mL	18-24°C	MLPA	Mon-Sat	4 weeks

Özel Acıbadem Labmed Genetic Diagnosis Center has been accredited by TURKAK according to TS EN ISO 15189 Standard (AB-0001-TL) and by CAP according to Laboratory Accreditation Program Standards (CAP Number: 9005421, AU-ID: 2105026). Sign (1) shows an accredited test according to the TS EN ISO 15189 standard, sign (2) shows an accredited test according to CAP Laboratory Accreditation Program Standards, sign (3) shows a test analyzed in a contracted accredited laboratory according to CAP Laboratory Accreditation Program Standards.

ALPHABETIC TEST LIST

05.02.2024

SPECIMEN TYPE	CONTAINER	VOLUME	TRANSPORT	METHODOLOGY	PERFORMED	REPORTED
C8392173 Neurofibromatosis Type 2 NF2 Gene Sequencing Analysis ²						
Whole Blood	Lavender (EDTA)	3 mL	18-24°C	DNA SEQUENCING	Mon-Sat	4 weeks
C8392787 Newborn Genetic Screening Test (Whole Genome)						
Whole Blood (EDTA)	Lavender (EDTA)	1 mL	18-24°C	NEXT GENERATION SEQUENCING (NGS)	Mon-Sat	4-6 week
C8392657 Non-invasive Prenatal Screening Test (NIPT, Ninalia Genomwide)						
Whole Blood	Special Kit	10 mL	18-24°C	NEXT GENERATION SEQUENCING (NGS)	Mon-Sat	14 gün
C8392656 Non-invasive Prenatal Screening Test (NIPT, Prena 21)						
Whole Blood	Special Kit	20 ml	18-24°C	NEXT GENERATION SEQUENCING (NGS)	Mon-Sat	14 days
C8392476 Non-invasive Prenatal Screening Test (NIPT), Trisomy 13-18-21, Di George Screening from Maternal Blood (Natera, Panorama)						
Whole Blood	Special Kit	20 mL	18-24°C	NEXT GENERATION SEQUENCING (NGS)	Mon-Sat	14 days
C8392489 Non-invasive Prenatal Screening Test (NIPT), Trisomy 13-18-21, Five Microdeletion Screening from Maternal Blood (NATERA Panorama)						
Whole Blood	Special Kit	10 mL	18-24°C	NEXT GENERATION SEQUENCING (NGS)	Mon-Sat	14 days
C8392023 Non-invasive Prenatal Screening Test (NIPT), Trisomy 13-18-21 Screening from Maternal Blood (NINALIA)						
Whole Blood	Special Kit	10 mL	18-24°C	NEXT GENERATION SEQUENCING (NGS)	Mon-Sat	14 days
C8392703 Non-syndromic Hearing Loss Panel ²						
Whole Blood	Lavender (EDTA)	3 mL	18-24°C	NEXT GENERATION SEQUENCING (NGS)	Mon-Sat	6-8 weeks
C8392821 Noonan Syndrome Panel/RASopathy Panel						
Whole Blood	Lavender (EDTA)	3 mL	18-24°C	NEXT GENERATION SEQUENCING (NGS)	Mon-Sat	8 weeks
C8392092 Noonan Syndrome PTPN11 Gene Sequencing Analysis ²						
Whole Blood	Lavender (EDTA)	3 mL	18-24°C	DNA SEQUENCING	Mon-Sat	4 weeks

Özel Acibadem Labmed Genetic Diagnosis Center has been accredited by TURKAK according to TS EN ISO 15189 Standard (AB-0001-TL) and by CAP according to Laboratory Accreditation Program Standarts (CAP Number: 9005421, AU-ID: 2105026). Sign (1) shows an accredited test according to the TS EN ISO 15189 standard, sign (2) shows an accredited test according to CAP Laboratory Accreditation Program Standarts, sign (3) shows a test analyzed in a contracted accredited laboratory according to CAP Laboratory Accreditation Program Standarts.

05.02.2024

SPECIMEN TYPE	CONTAINER	VOLUME	TRANSPORT	METHODOLOGY	PERFORMED	REPORTED
C8392162 Noonan Syndrome PTPN11 Gene Sequencing Analysis, Prenatal ²						
Maternal peripheral blood sample (3mL EDTA tube) is necessarily required to exclude maternal contamination. Paternal peripheral blood sample (3mL EDTA tube) is necessarily required for confirmation analyses.						
Abortion Material and whole blood	Sterile Container and Lavender (EDTA)	1	Item	18-24°C	DNA SEQUENCING	Mon-Sat 3 weeks
Amniotic fluid and whole blood	Injector and Lavender (EDTA)	5	mL	18-24°C	DNA SEQUENCING	
Cord Blood	Lavender (EDTA)	3	mL	18-24°C	DNA SEQUENCING	
CVS and Whole Blood	Transport Medyum ve EDTA(mor kapak)	3	villus	18-24°C	DNA SEQUENCING	
DNA	Sterile Tube	1	Item	18-24°C	DNA SEQUENCING	
C8392338 NPHP1 Gene Deletion Duplication Analysis						
Deletions of part of the NPHP1 gene as well as deletions and duplications of the complete NPHP1 gene is identification with this probe mix.						
Whole Blood	Lavender (EDTA)	3	mL	18-24°C	MLPA	Mon-Sat 4 weeks
C8392786 NPM1 MutA, B, C ve D Residual Analysis						
Bone Marrow	Lavender (EDTA)	3	mL	18-24°C	DNA SEQUENCING	Mon-Sat 10 days
Whole Blood	Lavender (EDTA)	3	mL	18-24°C	DNA SEQUENCING	
C8392213 NRAS Exon 2, 3, 4 Mutation Analysis						
Biopsy Material	Sterile Tube	1	Item	18-24°C	REAL TIME PCR	Mon-Sat 3 weeks
Bone Marrow	Lavender (EDTA)	3	mL	18-24°C	REAL TIME PCR	
Paraffin Section	Sterile Tube	1	Item	18-24°C	REAL TIME PCR	
Whole Blood	Lavender (EDTA)	3	mL	18-24°C	REAL TIME PCR	
C8392675 NRAS Gene Sequencing Analysis ²						
Bone Marrow	Lavender (EDTA)	3	mL	18-24°C	DNA SEQUENCING	Mon-Sat 21 days
Paraffin Section	Sterile Tube	1	Item	18-24°C	DNA SEQUENCING	
Whole Blood	Lavender (EDTA)	3	mL	18-24°C	DNA SEQUENCING	
C8390123 Nucleophosmin (NPM1) Gene Exon 12 Mutation Analysis ²						
Bone Marrow	Lavender (EDTA)	3	mL	18-24°C	DNA SEQUENCING	Mon-Sat 10 days
Whole Blood	Lavender (EDTA)	3	mL	18-24°C	DNA SEQUENCING	

ALPHABETIC TEST LIST



05.02.2024

SPECIMEN TYPE	CONTAINER	VOLUME	TRANSPORT	METHODOLOGY	PERFORMED	REPORTED
C8389259 Oligodendroglioma 1p / 19q deletions						
Paraffin Tissue and whole blood	Sterile Container and Lavender (EDTA)	1	Item	18-24°C	PCR-FRAGMENT ANALYSIS	Mon-Sat 3 weeks
Tissue and whole blood	Sterile Container and Lavender (EDTA)	1	cm3	18-24°C	PCR-FRAGMENT ANALYSIS	
C8392713 Oocyte Maturation Defect Panel ²						
Whole Blood	Lavender (EDTA)	3	mL	18-24°C	NEXT GENERATION SEQUENCING (NGS)	Mon-Sat 6-8 weeks
C8392806 Optical Mapping Test						
Whole Blood	Special Kit	0		18-24°C		Mon-Sat 3 weeks
C8389614 Osteogenesis Imperfecta COL1A1 Gene c.G1245T Polymorphism Anlysis ²						
Whole Blood	Lavender (EDTA)	3	mL	18-24°C	DNA SEQUENCING	Mon-Sat 3 weeks
C8392744 Osteogenesis Imperfecta Panel ²						
Whole Blood	Lavender (EDTA)	3	mL	18-24°C	NEXT GENERATION SEQUENCING (NGS)	Mon-Sat 6-8 weeks
C8389839 PAI 1 Gene -675 4G / 5G Polymorphism Analysis ²						
Whole Blood	Lavender (EDTA)	3	mL	18-24°C	REAL TIME PCR	Mon-Sat 10 days
C8392794 Pancreatitis Panel ²						
Whole Blood	Lavender (EDTA)	3	mL	18-24°C	NEXT GENERATION SEQUENCING (NGS)	Mon-Sat 6-8 weeks
C8392313 Paraganglioma Panels; SDHB, SDHC, SDHD, VHL Gene Sequencing Analysis ²						
Paraffin Section	Sterile Tube	1	Item	18-24°C	DNA SEQUENCING	Mon-Sat 6-8 weeks
Whole Blood	Lavender (EDTA)	6	mL	18-24°C	DNA SEQUENCING	
C8392344 PAX3 Gene Sequencing Analysis ²						
Sequencing analysis of PAX3 gene (all coding exon).						
Bone Marrow	Green (Heparin)	3	mL	18-24°C	DNA SEQUENCING	Mon-Sat 3 weeks
Whole Blood	Lavender (EDTA)	3	mL	18-24°C	DNA SEQUENCING	

Özel Acibadem Labmed Genetic Diagnosis Center has been accredited by TURKAK according to TS EN ISO 15189 Standard (AB-0001-TL) and by CAP according to Laboratory Accreditation Program Standarts (CAP Number: 9005421, AU-ID: 2105026). Sign (1) shows an accredited test according to the TS EN ISO 15189 standard, sign (2) shows an accredited test according to CAP Laboratory Accreditation Program Standarts, sign (3) shows a test analyzed in a contracted accredited laboratory according to CAP Laboratory Accreditation Program Standarts.

ALPHABETIC TEST LIST



05.02.2024

SPECIMEN TYPE	CONTAINER	VOLUME	TRANSPORT	METHODOLOGY	PERFORMED	REPORTED
C8390122 PDGFRA Gene Exon 12, 14, 18 Mutation Analysis						
Bone Marrow	Lavender (EDTA)	3 mL	18-24°C	DNA SEQUENCING	Mon-Sat	2 weeks
Paraffin Section	Sterile Tube	1 Item	18-24°C	DNA SEQUENCING		
Whole Blood	Lavender (EDTA)	3 mL	18-24°C	DNA SEQUENCING		
C8392146 Pelizaeus Merzbacher PLP 1 Gene Deletion Duplication Screening						
Whole Blood	Lavender (EDTA)	3 mL	18-24°C	MLPA	Mon-Sat	4 weeks
C8392345 Perforin 1, PRF1 Gene Sequencing Analysis ²						
Sequencing analysis of PRF1 gene (all coding exon).						
Whole Blood	Lavender (EDTA)	3 mL	18-24°C	DNA SEQUENCING	Mon-Sat	4 weeks
C8392706 Periodic Fever Panel ²						
Whole Blood	Lavender (EDTA)	3 mL	18-24°C	NEXT GENERATION SEQUENCING (NGS)	Mon-Sat	6-8 weeks
C8392088 PGD confirmation with prenatal diagnosis for monogenic diseases						
Maternal peripheral blood sample (3mL EDTA tube) is necessarily required to exclude maternal contamination.						
Amniotic Fluid	Syringe	20 mL	18-24°C	QF-PCR / CYTOGENETIC / DNA SEQUENCING	Mon-Sat	Call the Laboratory
CVS	Transport Medyum	6 Item	18-24°C	QF-PCR / CYTOGENETIC / DNA SEQUENCING		
Trophectoderm	Call the Laboratory	0	18-24°C	QF-PCR / CYTOGENETIC / DNA SEQUENCING		
C8392660 PGD_Additional Embryos (8-16 samples)						
Trophectoderm	Call the Laboratory	1 Item	18-24°C	FLUORESCENCE PCR, STR FRAGMENT ANALYSIS	Mon-Sat	Call the Laboratory
C8392155 PGD_HLA Typing Preliminary setup and first trial						
Trophectoderm	Call the Laboratory	0	18-24°C	MULTIPLEX PCR	Mon-Sat	Call the Laboratory
Whole Blood	Lavender (EDTA)	3 mL	18-24°C	MULTIPLEX PCR		
C8392168 PGD_Molecular Karyotyping						
Other	.	1	18-24°C	ARRAY CGH / NEXT GENERATION SEQUENCING (NGS)	Mon-Sat	Call the Laboratory
Trophectoderm	Call the Laboratory	0	18-24°C	ARRAY CGH / NEXT GENERATION SEQUENCING (NGS)		

Özel Acibadem Labmed Genetic Diagnosis Center has been accredited by TURKAK according to TS EN ISO 15189 Standard (AB-0001-TL) and by CAP according to Laboratory Accreditation Program Standarts (CAP Number: 9005421, AU-ID: 2105026). Sign (1) shows an accredited test according to the TS EN ISO 15189 standard, sign (2) shows an accredited test according to CAP Laboratory Accreditation Program Standarts, sign (3) shows a test analyzed in a contracted accredited laboratory according to CAP Laboratory Accreditation Program Standarts.

ALPHABETIC TEST LIST

05.02.2024

SPECIMEN TYPE	CONTAINER	VOLUME	TRANSPORT	METHODOLOGY	PERFORMED	REPORTED
C8392154 PGD_Monogenic diseases+ HLA Typing Preliminary setup and first trial						
Trophectoderm	Call the Laboratory	0	18-24°C	MULTIPLEX PCR / FRAGMENT ANALYSIS	Mon-Sat	Call the Laboratory
Whole Blood	Lavender (EDTA)	3 mL	18-24°C	MULTIPLEX PCR / FRAGMENT ANALYSIS		
C8392664 PGD_Monogenic diseases+ HLA Typing second trial						
Trophectoderm	Call the Laboratory	0 Item	18-24°C	MULTIPLEX PCR / FRAGMENT ANALYSIS	Mon-Sat	
C8392082 PGD_Monogenic Diseases_Preliminary Setup and First Trial						
DNA	Sterile Tube	1	18-24°C	MULTIPLEX PCR / FRAGMENT ANALYSIS	Mon-Sat	Call the Laboratory
Swab	Swap	1 Item	18-24°C	MULTIPLEX PCR / FRAGMENT ANALYSIS		
Trophectoderm	Call the Laboratory	0	18-24°C	MULTIPLEX PCR / FRAGMENT ANALYSIS		
Whole Blood	Lavender (EDTA)	3 mL	18-24°C	MULTIPLEX PCR / FRAGMENT ANALYSIS		
C8392084 PGD_Monogenic_Second Trial and Subsequent						
Trophectoderm	Call the Laboratory	1 Item	18-24°C	MULTIPLEX PCR / FRAGMENT ANALYSIS	Mon-Sat	Call the Laboratory
Whole Blood	Lavender (EDTA)	3 ml	18-24°C	MULTIPLEX PCR / FRAGMENT ANALYSIS		
C8392368 Pharmacogenomics Panel						
Whole Blood (EDTA)	Lavender (EDTA)	3 mL	18-24°C		Mon-Sat	4-6 weeks
C8392356 Phenylketonuria PAH Gene Deletion/Duplication Analysis						
Cord Blood	Green (Heparin)	2 mL	18-24°C	MLPA	Mon-Sat	4 weeks
Whole Blood	Lavender (EDTA)	3 mL	18-24°C	MLPA		
C8389703 Phenylketonuria PAH Gene Sequencing Analysis ²						
Amniotic Fluid	Syringe	5 mL	18-24°C	DNA SEQUENCING	Mon-Sat	4 weeks
Cord Blood	Green (Heparin)	2 mL		DNA SEQUENCING		
CVS and Whole Blood	Transport Medyum ve EDTA(mor kapak)	3 villus	18-24°C	DNA SEQUENCING		
Whole Blood	Lavender (EDTA)	3 mL	18-24°C	DNA SEQUENCING		

Özel Acıbadem Labmed Genetic Diagnosis Center has been accredited by TURKAK according to TS EN ISO 15189 Standard (AB-0001-TL) and by CAP according to Laboratory Accreditation Program Standarts (CAP Number: 9005421, AU-ID: 2105026). Sign (1) shows an accredited test according to the TS EN ISO 15189 standard, sign (2) shows an accredited test according to CAP Laboratory Accreditation Program Standarts, sign (3) shows a test analyzed in a contracted accredited laboratory according to CAP Laboratory Accreditation Program Standarts.

ALPHABETIC TEST LIST



05.02.2024

SPECIMEN TYPE	CONTAINER	VOLUME	TRANSPORT	METHODOLOGY	PERFORMED	REPORTED
C8389980 Plasmacytoma-Multiple M -MGUS panel FISH ²						
Bone Marrow	Green (Heparin)	3 mL	18-24°C	INTERPHASE FISH	Mon-Sat	1 week
Paraffin Section	Slide	1 Item	18-24°C	INTERPHASE FISH		
Whole Blood	Green (Heparin)	3 mL	18-24°C	INTERPHASE FISH		
C8389214 Prader-Willi - Angelman Syndrome SNRPN Gene Methylation Pattern Analysis ²						
Amniotic fluid and whole blood	Sterile Container and Lavender (EDTA)	5 mL		MLPA	Mon-Sat	4 weeks
CVS and Whole Blood	Sterile Container and Lavender (EDTA)	3 Item	18-24°C	MLPA		
Whole Blood	Lavender (EDTA)	3 mL	18-24°C	MLPA		
C8392684 Pre-B-ALL-2017BFM (Pediatric-Young Adult) Panels						
Bone Marrow	Lavender (EDTA) + Green (Heparin)	3 mL	18-24°C	INTERPHASE FISH	Mon-Sat	21 days
Whole Blood	Lavender (EDTA) + Green (Heparin)	3 mL	18-24°C	INTERPHASE FISH		
C8392467 Prenatal Trio Exome ²						
Amniotic fluid and whole blood	Injector and Lavender (EDTA)	20 mL	18-24°C	NEXT GENERATION SEQUENCING (NGS)	Mon-Sat	6 weeks
CVS and Whole Blood	Sterile Container and Lavender (EDTA)	5 villus	18-24°C	NEXT GENERATION SEQUENCING (NGS)		
C8392740 Primary Ciliary Dyskinesia Panel ²						
Whole Blood	Lavender (EDTA)	3 mL	18-24°C	NEXT GENERATION SEQUENCING (NGS)	Mon-Sat	6-8 weeks
C8392236 Primary Hyperoxaluria Types 1, AGXT Gene Sequencing Analysis ²						
Whole Blood	Lavender (EDTA)	3 mL	18-24°C	DNA SEQUENCING	Mon-Sat	4 weeks
C8392704 Primary Immunodeficiency NGS Panel ²						
Whole Blood	Lavender (EDTA)	3 mL	18-24°C	NEXT GENERATION SEQUENCING (NGS)	Mon-Sat	6-8 weeks
C8392803 Prospera Test						
Whole Blood	Special Kit	0	18-24°C	NEXT GENERATION SEQUENCING (NGS)	Mon-Sat	3 weeks

Özel Acıbadem Labmed Genetic Diagnosis Center has been accredited by TURKAK according to TS EN ISO 15189 Standard (AB-0001-TL) and by CAP according to Laboratory Accreditation Program Standarts (CAP Number: 9005421, AU-ID: 2105026). Sign (1) shows an accredited test according to the TS EN ISO 15189 standard, sign (2) shows an accredited test according to CAP Laboratory Accreditation Program Standarts, sign (3) shows a test analyzed in a contracted accredited laboratory according to CAP Laboratory Accreditation Program Standarts.

ALPHABETIC TEST LIST



05.02.2024

SPECIMEN TYPE	CONTAINER	VOLUME	TRANSPORT	METHODOLOGY	PERFORMED	REPORTED
C8392757 Prostate Cancer Risk Score						
Apply to Laboratory	Special Kit	0	18-24°C	NEXT GENERATION SEQUENCING (NGS)	Mon-Sat	4-6 weeks
C8392330 PRSS1 Gene Sequencing Analysis ²						
Whole Blood	Lavender (EDTA)	3 mL	18-24°C	DNA SEQUENCING	Mon-Sat	4 weeks
C8392354 PTEN Deletion/Duplication Analysis						
Whole Blood	Lavender (EDTA)	3 mL	18-24°C	MLPA	Mon-Sat	4 weeks
C8390785 Rapid Aneuploidy Analysis, (X, Y, 13,18,21)						
Abortion Material and whole blood	Sterile Container and Lavender (EDTA)	20 mL	18-24°C	QF-PCR	Mon-Sat	3 days
Amniotic fluid and whole blood	Injector and Lavender (EDTA)	5 mL	18-24°C	QF-PCR		
Cord Blood	Lavender (EDTA)	3 mL	18-24°C	QF-PCR		
CVS and Whole Blood	Transport Medyum ve EDTA(mor kapak)	3 Villus	18-24°C	QF-PCR		
Tissue Sample	Sterile Tube	1 Item	18-24°C	QF-PCR		
C8392676 Rapid NI PT, Non-invasive Prenatal Screening Test, All Chromosomes						
Whole Blood	Special Kit	10 mL	18-24°C	NEXT GENERATION SEQUENCING (NGS)	Mon-Sat	15 Days
C8392679 Rapid NI PT PLUS, with Common Microdeletions, Non-invasive Prenatal Screening Test						
Whole Blood	Special Kit	10 mL	18-24°C	NEXT GENERATION SEQUENCING (NGS)	Mon-Sat	15 days
C8392749 Rasopathy Panel ²						
Whole Blood	Lavender (EDTA)	3 mL	18-24°C	NEXT GENERATION SEQUENCING (NGS)	Mon-Sat	6-8 weeks
C8392668 Retinitis Pigmentosa Panels ²						
Whole Blood	Lavender (EDTA)	3 mL	18-24°C	NEXT GENERATION SEQUENCING (NGS)	Mon-Sat	6-8 weeks
C8392355 Rett Syndrome MECP2 Gene Deletion/Duplication Analysis						
Whole Blood	Lavender (EDTA)	3 mL	18-24°C	MLPA	Mon-Sat	4 weeks

Özel Acıbadem Labmed Genetic Diagnosis Center has been accredited by TURKAK according to TS EN ISO 15189 Standard (AB-0001-TL) and by CAP according to Laboratory Accreditation Program Standarts (CAP Number: 9005421, AU-ID: 2105026). Sign (1) shows an accredited test according to the TS EN ISO 15189 standard, sign (2) shows an accredited test according to CAP Laboratory Accreditation Program Standarts, sign (3) shows a test analyzed in a contracted accredited laboratory according to CAP Laboratory Accreditation Program Standarts.

ALPHABETIC TEST LIST

05.02.2024

SPECIMEN TYPE	CONTAINER	VOLUME	TRANSPORT	METHODOLOGY	PERFORMED	REPORTED
C8389222 Rett Syndrome MECP2 Gene Sequencing Analysis ²						
Whole Blood	Lavender (EDTA)	3 mL	18-24°C	DNA SEQUENCING	Mon-Sat	4 weeks
C8390807 RNA isolation: blood, Bone marrow						
Bone Marrow	Lavender (EDTA)	3 mL	18-24°C	RNA ISOLATION	Mon-Sat	1 days
Whole Blood	Lavender (EDTA)	3 mL	18-24°C	RNA ISOLATION		
C8392175 RPE65 Gene Sequencing Analysis ²						
Whole Blood	Lavender (EDTA)	3 mL	18-24°C	DNA SEQUENCING	Mon-Sat	4 weeks
C8392741 Severe Combined Immunodeficiency Panel ²						
Whole Blood	Lavender (EDTA)	3 mL	18-24°C	NEXT GENERATION SEQUENCING (NGS)	Mon-Sat	6-8 weeks
C8392785 SF3B1 Gene Targeted Mutation (Exons 10-16) Analysis ²						
Bone Marrow	Lavender (EDTA)	3 mL	18-24°C	DNA SEQUENCING	Mon-Sat	2 weeks
Whole Blood	Lavender (EDTA)	3 mL	18-24°C	DNA SEQUENCING		
C8392831 SHOX Geni Delesyon Duplikasyon Analizi						
Whole Blood	Lavender (EDTA)	3 mL	18-24°C	MLPA	Mon-Sat	4 weeks
C8389810 Sickle cell Anemia HBB Gene p.E7V Mutation Analysis Postnatal ²						
Whole Blood (EDTA)	Lavender (EDTA)	3 mL	18-24°C	DNA SEQUENCING	Mon-Sat	2 weeks
C8389890 Sickle cell Anemia HBB Gene p.E7V Mutation Analysis, Prenatal ²						
Maternal peripheral blood sample (3 mL EDTA tube) is necessarily required to exclude maternal contamination. Paternal peripheral blood sample (3mL EDTA tube) is necessarily required for confirmation analyses.						
Amniotic fluid and whole blood	Injector and Lavender (EDTA)	5 mL	18-24°C	DNA SEQUENCING	Mon-Sat	2 weeks
CVS and Whole Blood	Transport Medyum ve EDTA(mor kapak)	3 villus	18-24°C	DNA SEQUENCING		
C8392479 Signatera Setup and Initial Plasma Test						
Apply to Laboratory	Special Kit	0	18-24°C		Consult the laboratory	6 weeks

Özel Acıbadem Labmed Genetic Diagnosis Center has been accredited by TURKAK according to TS EN ISO 15189 Standard (AB-0001-TL) and by CAP according to Laboratory Accreditation Program Standarts (CAP Number: 9005421, AU-ID: 2105026). Sign (1) shows an accredited test according to the TS EN ISO 15189 standard, sign (2) shows an accredited test according to CAP Laboratory Accreditation Program Standarts, sign (3) shows a test analyzed in a contracted accredited laboratory according to CAP Laboratory Accreditation Program Standarts.

ALPHABETIC TEST LIST

05.02.2024

SPECIMEN TYPE	CONTAINER	VOLUME	TRANSPORT	METHODOLOGY	PERFORMED	REPORTED
C8392643 Signatera Subsequent Test						
Whole Blood	Special Kit	20 mL	18-24°C	NEXT GENERATION SEQUENCING (NGS)	Mon-Sat	14 days
C8392804 SMA Silent Carrier Analysis						
Whole Blood	Lavender (EDTA)	3 mL	18-24°C	MLPA	Mon-Sat	4 week
C8392293 Smith Lemli Opitz Syndrome, DHCR7 Gene Sequencing Analysis ²						
Sequencing analysis of DHCR7 gene (All coding exon)						
Amniotic fluid and whole blood	Injector and Lavender (EDTA)	10 mL	18-24°C	DNA SEQUENCING	Mon-Sat	4 weeks
Cord Blood	Lavender (EDTA)	3 mL	2-8°C	DNA SEQUENCING		
Whole Blood	Lavender (EDTA)	3 mL	18-24°C	DNA SEQUENCING		
C8392252 Somatic BRCA1-BRCA2 Genes Sequencing Analysis						
Paraffin Section	Sterile Tube	1 Item	18-24°C	NEXT GENERATION SEQUENCING (NGS)	Mon-Sat	5 weeks
Tissue Sample	Sterile Tube	1 Item	18-24°C	NEXT GENERATION SEQUENCING (NGS)		
Whole Blood	Lavender (EDTA)	3 mL	18-24°C	NEXT GENERATION SEQUENCING (NGS)		
C8392331 SPI NK1 Gene Sequencing Analysis ²						
Whole Blood	Lavender (EDTA)	3 mL	18-24°C	DNA SEQUENCING	Mon-Sat	4 weeks
C8389217 Spinal Muscular Atrophy (SMA) Deletion / Duplication Analysis Postnatal ²						
Whole Blood	Lavender (EDTA)	3 mL	18-24°C	MLPA	Mon-Sat	4 weeks
C8389287 Spinal Muscular Atrophy (SMA) Deletion / Duplication Analysis Prenatal ²						
Maternal peripheral blood sample (3mL EDTA tube) is necessarily required to exclude maternal contamination.						
Amniotic fluid and whole blood	Injector and Lavender (EDTA)	5 mL	18-24°C	MLPA	Mon-Sat	3 weeks
CVS and Whole Blood	Transport Medyum ve EDTA(mor kapak)	3 Villus	18-24°C	MLPA		
C8392738 Spinocerebellar Ataxia NGS Panel (Excluding Triple Repeat Length Analysis) ²						
Whole Blood	Lavender (EDTA)	3 mL	18-24°C	NEXT GENERATION SEQUENCING (NGS)	Mon-Sat	6-8 weeks

Özel Acıbadem Labmed Genetic Diagnosis Center has been accredited by TURKAK according to TS EN ISO 15189 Standard (AB-0001-TL) and by CAP according to Laboratory Accreditation Program Standarts (CAP Number: 9005421, AU-ID: 2105026). Sign (1) shows an accredited test according to the TS EN ISO 15189 standard, sign (2) shows an accredited test according to CAP Laboratory Accreditation Program Standarts, sign (3) shows a test analyzed in a contracted accredited laboratory according to CAP Laboratory Accreditation Program Standarts.

ALPHABETIC TEST LIST

05.02.2024

SPECIMEN TYPE	CONTAINER	VOLUME	TRANSPORT	METHODOLOGY	PERFORMED	REPORTED
C8389231 Spinocerebellar Ataxia (SCA) Type 1 ATXN1 Gene CAG Triplet Repeat Status Analysis ²						
Whole Blood	Lavender (EDTA)	3 mL	18-24°C	TP-PCR/FRAGMENT ANALYSIS	Mon-Sat	3 weeks
C8389230 Spinocerebellar Ataxia (SCA) Type 1,2,3,6,7,8 Triplet Repeat Status Analysis ²						
DNA	Sterile Tube	1 Item	18-24°C	TP-PCR/FRAGMENT ANALYSIS	Mon-Sat	3 weeks
Whole Blood	Lavender (EDTA)	3 mL	18-24°C	TP-PCR/FRAGMENT ANALYSIS		
C8389232 Spinocerebellar Ataxia (SCA) Type 2 ATXN2 Gene CAG Triplet Repeat Status Analysis ²						
Whole Blood	Lavender (EDTA)	3 mL	18-24°C	TP-PCR/FRAGMENT ANALYSIS	Mon-Sat	3 weeks
C8389233 Spinocerebellar Ataxia (SCA) Type 3 ATXN3 Gene CAG Triplet Repeat Status Analysis ²						
Whole Blood	Lavender (EDTA)	3 mL	18-24°C	TP-PCR/FRAGMENT ANALYSIS	Mon-Sat	3 weeks
C8389634 Spinocerebellar Ataxia (SCA) Type 6 CACNA1A Gene CAG Triplet Repeat Status Analysis ²						
Whole Blood	Lavender (EDTA)	3 mL	18-24°C	TP-PCR/FRAGMENT ANALYSIS	Mon-Sat	3 weeks
C8389635 Spinocerebellar Ataxia (SCA) Type 7 ATXN7 Gene CAG Triplet Repeat Status Analysis ²						
Whole Blood	Lavender (EDTA)	3 mL	18-24°C	TP-PCR/FRAGMENT ANALYSIS	Mon-Sat	3 weeks
C8389907 T Cell Clonality Test						
Bone Marrow	Lavender (EDTA)	3 mL	18-24°C	PCR-FRAGMENT ANALYSIS	Mon-Sat	2 weeks
Paraffin Section	Sterile Tube	1 Item	18-24°C	PCR-FRAGMENT ANALYSIS		
Whole Blood	Lavender (EDTA)	3 mL	18-24°C	PCR-FRAGMENT ANALYSIS		
C8392166 Targeted Mutation Analysis, Prenatal (Single Mutation) ²						
Maternal peripheral blood sample (3mL EDTA tube) is necessarily required to exclude maternal contamination. Paternal peripheral blood sample (3mL EDTA tube) is necessarily required for confirmation analyses.						
Amniotic fluid and whole blood	Injector and Lavender (EDTA)	5 mL	18-24°C	DNA SEQUENCING	Mon-Sat	3 weeks
CVS and Whole Blood	Transport Medyum ve EDTA(mor kapak)	3 villus	18-24°C	DNA SEQUENCING		

ALPHABETIC TEST LIST

05.02.2024

SPECIMEN TYPE	CONTAINER	VOLUME	TRANSPORT	METHODOLOGY	PERFORMED	REPORTED
C8392097 Targeted Mutation Analysis (Single Mutation) ²						
Bone Marrow	Lavender (EDTA)	3 mL	18-24°C	DNA SEQUENCING	Mon-Sat	3 weeks
DNA	Sterile Tube	1 Item	18-24°C	DNA SEQUENCING		
Paraffin Section	Sterile Tube	2 Item	18-24°C	DNA SEQUENCING		
Whole Blood	Lavender (EDTA)	3 mL	18-24°C	DNA SEQUENCING		
C8392492 Targeted Mutations Analysis (Tree Mutations) ²						
Amniotic fluid and whole blood	Injector and Lavender (EDTA)	5 mL	18-24°C	DNA SEQUENCING	Mon-Sat	3 weeks
Whole Blood	Lavender (EDTA)	3 mL	18-24°C	DNA SEQUENCING		
C8392491 Targeted Mutations Analysis (Two Mutations) ²						
CVS	Sterile Tube	5 Item	18-24°C	DNA SEQUENCING	Mon-Sat	3 weeks
Whole Blood	Lavender (EDTA)	3 mL	18-24°C	DNA SEQUENCING		
C8392799 Thalassemia Carrier Panel						
Whole Blood	Lavender (EDTA)	3 mL	18-24°C	DNA SEQUENCING / MLPA	Mon-Sat	4 weeks
C8392661 Thrombophilia Panel (F2, FVL, FXIII, MTHFR 677, MTHFR 1298, PAI, FVC)						
DNA	Sterile Tube	1 Item	18-24°C	Fluorescent PCR	Mon-Sat	10 days
Whole Blood	Lavender (EDTA)	3 mL	18-24°C	Fluorescent PCR		
C8392336 Thyroid Hormone Resistance THRB Gene Sequencing Analysis ²						
Sequencing analysis of THRB gene (all coding exon).						
Whole Blood	Lavender (EDTA)	3 mL	18-24°C	DNA SEQUENCING	Mon-Sat	4 weeks
C8389990 TPMT Genotyping ²						
Whole Blood	Lavender (EDTA)	3 mL	18-24°C	DNA SEQUENCING	Mon-Sat	2 weeks
C8392291 TP53 Gene Sequencing Analysis ²						
Sequencing analysis of P53 gene (all coding exon).						
Bone Marrow	Lavender (EDTA)	3 mL	18-24°C	DNA SEQUENCING	Mon-Sat	3 weeks
Whole Blood	Lavender (EDTA)	3 mL	18-24°C	DNA SEQUENCING		

Özel Acıbadem Labmed Genetic Diagnosis Center has been accredited by TURKAK according to TS EN ISO 15189 Standard (AB-0001-TL) and by CAP according to Laboratory Accreditation Program Standarts (CAP Number: 9005421, AU-ID: 2105026). Sign (1) shows an accredited test according to the TS EN ISO 15189 standard, sign (2) shows an accredited test according to CAP Laboratory Accreditation Program Standarts, sign (3) shows a test analyzed in a contracted accredited laboratory according to CAP Laboratory Accreditation Program Standarts.

ALPHABETIC TEST LIST



05.02.2024

SPECIMEN TYPE	CONTAINER	VOLUME	TRANSPORT	METHODOLOGY	PERFORMED	REPORTED
C8392614 Triple Carrier Screening (SMA, Fragile X and Cystic Fibrosis 50 Mutations) ²						
Whole Blood	Lavender (EDTA)	3 mL	18-24°C	REAL TIME PCR	Mon-Sat	3 weeks
C8392215 TSC2 Gene, Deletion Duplication Analysis						
Whole Blood	Lavender (EDTA)	3 mL	18-24°C	MLPA	Mon-Sat	4 weeks
C8392289 TSH Receptor Gene (TSHR) Sequencing Analysis ²						
Sequencing analysis of TSHR gene (all coding exon).						
Whole Blood	Lavender (EDTA)	3 mL	18-24°C	DNA SEQUENCING	Mon-Sat	4 weeks
C8392783 TUBB8 Gene Sequencing Analysis ²						
Whole Blood	Lavender (EDTA)	3 mL	18-24°C	DNA SEQUENCING	MonSat	4 weeks
C8391013 t(1;19) E2A-PBX Fusion Transcript						
Bone Marrow	Lavender (EDTA)	3 mL	18-24°C	REAL TIME PCR	Mon-Sat	10 days
Whole Blood	Lavender (EDTA)	3 mL	18-24°C	REAL TIME PCR		
C8389955 t(12;21) TEL/AML1 Fusion Transcript						
Bone Marrow	Lavender (EDTA)	3 mL	18-24°C	REAL TIME PCR	Mon-Sat	10 days
Whole Blood	Lavender (EDTA)	3 mL	18-24°C	REAL TIME PCR		
C8389937 t(15;17) PML/RARA Fusion Transcript						
Bone Marrow	Lavender (EDTA)	3 mL	18-24°C	REAL TIME PCR	Mon-Sat	10 days
Whole Blood	Lavender (EDTA)	3 mL	18-24°C	REAL TIME PCR		
C8389943 t(4;11)(q21;q23) MLL-AF4 Fusion Transcript						
Bone Marrow	Lavender (EDTA)	3 mL	18-24°C	REAL TIME PCR	Mon-Sat	10 days
Whole Blood	Lavender (EDTA)	3 mL	18-24°C	REAL TIME PCR		
C8389931 t(8;21) AML1/ETO Fusion Transcript						
Bone Marrow	Lavender (EDTA)	3 mL	18-24°C	REAL TIME PCR	Mon-Sat	10 days
Whole Blood	Lavender (EDTA)	3 mL	18-24°C	REAL TIME PCR		

Özel Acibadem Labmed Genetic Diagnosis Center has been accredited by TURKAK according to TS EN ISO 15189 Standard (AB-0001-TL) and by CAP according to Laboratory Accreditation Program Standarts (CAP Number: 9005421, AU-ID: 2105026). Sign (1) shows an accredited test according to the TS EN ISO 15189 standard, sign (2) shows an accredited test according to CAP Laboratory Accreditation Program Standarts, sign (3) shows a test analyzed in a contracted accredited laboratory according to CAP Laboratory Accreditation Program Standarts.

ALPHABETIC TEST LIST



05.02.2024

SPECIMEN TYPE	CONTAINER	VOLUME	TRANSPORT	METHODOLOGY	PERFORMED	REPORTED
C8392364 t(9;22) BCR/ABL p190 (mbcr) Fusion Transcript, Quantitative ^{1 2}						
Bone Marrow	Lavender (EDTA)	3 mL	18-24°C	REAL TIME PCR	Mon-Sat	12 days
Whole Blood	Lavender (EDTA)	3 mL	18-24°C	REAL TIME PCR		
C8392365 t(9;22) BCR/ABL p210 (mbcr) Fusion Transcript, Quantitative ^{1 2}						
Bone Marrow	Lavender (EDTA)	3 mL	18-24°C	REAL TIME PCR	Mon-Sat	12 days
Whole Blood	Lavender (EDTA)	3 mL	18-24°C	REAL TIME PCR		
C8389935 t(9;22) BCR/ABL Fusion Transcript ^{1 2}						
Bone Marrow	Lavender (EDTA)	3 mL	18-24°C	REAL TIME PCR	Mon-Sat	10 days
Whole Blood	Lavender (EDTA)	6 mL	18-24°C	REAL TIME PCR		
C8392694 t(9;22) BCR/ABL p230 Fusion Transcript						
Bone Marrow	Lavender (EDTA)	3 mL	18-24°C		Mon-Sat	10 days
Whole Blood	Lavender (EDTA)	3 mL	18-24°C			
C8392832 UPD7-UPD14 Methylation Analysis with MLPA						
Whole Blood	Lavender (EDTA)	3 mL	18-24°C	MLPA	Mon-Sat	4 weeks
C8392016 Von Hippel Lindau VHL Gene Sequencing Analysis ²						
Whole Blood	Lavender (EDTA)	3 mL	18-24°C	DNA SEQUENCING	Mon-Sat	3 weeks
C8389843 Warfarin Resistance CYP2C9 Gene Polymorphism Analysis ²						
Whole Blood	Lavender (EDTA)	3 mL	18-24°C	DNA SEQUENCING	Mon-Sat	2 weeks
C8389840 Warfarin Resistance VKORC1 Polymorphism Analysis ²						
Whole Blood	Lavender (EDTA)	3 mL	18-24°C	DNA SEQUENCING	Mon-Sat	2 weeks
C8392677 WES Carrier Plus_with Partner_SMA, DMD, Fragile X ²						
Whole Blood	Lavender (EDTA)	3 mL	18-24°C	NEXT GENERATION SEQUENCING (NGS)	Mon-Sat	12 weeks

Özel Acibadem Labmed Genetic Diagnosis Center has been accredited by TURKAK according to TS EN ISO 15189 Standard (AB-0001-TL) and by CAP according to Laboratory Accreditation Program Standarts (CAP Number: 9005421, AU-ID: 2105026). Sign (1) shows an accredited test according to the TS EN ISO 15189 standard, sign (2) shows an accredited test according to CAP Laboratory Accreditation Program Standarts, sign (3) shows a test analyzed in a contracted accredited laboratory according to CAP Laboratory Accreditation Program Standarts.

ALPHABETIC TEST LIST



05.02.2024

SPECIMEN TYPE	CONTAINER	VOLUME	TRANSPORT	METHODOLOGY	PERFORMED	REPORTED
C8392036 Wilms Tumor_1p / 16q deletions						
Bone Marrow	Lavender (EDTA)	2 mL	18-24°C	MLPA	Mon-Sat	2 weeks
Paraffin Section	Sterile Tube	1 Item	18-24°C	MLPA		
Tissue Sample	Sterile Tube	1 cm	18-24°C	MLPA		
C8392003 Wilson's Disease ATP7B Gene Sequencing Analysis ²						
Whole Blood	Lavender (EDTA)	3 mL	18-24°C	DNA SEQUENCING	Mon-Sat	6 weeks
C8389835 Miskott-Aldrich Syndrome WAS Gene Sequencing Analysis ²						
Whole Blood	Lavender (EDTA)	3 mL	18-24°C	DNA SEQUENCING	Mon-Sat	4 weeks
C8392294 X linked ALD (ABCD1) Gene Sequencing Analysis ²						
Sequencing analysis of ABCD1 gene (All coding exon)						
Whole Blood	Lavender (EDTA)	3 mL	18-24°C	DNA SEQUENCING	Mon-Sat	4 weeks
C8389410 Y Chromosome Microdeletions Screening ¹						
Whole Blood	Lavender (EDTA)	3 mL	18-24°C	MULTIPLEX PCR	Mon-Sat	3 weeks
C8392634 1-3 Gene Sequencing Analysis						
Amniotic Fluid	Sterile Tube	20 mL	18-24°C	NEXT GENERATION SEQUENCING (NGS)	Mon-Sat	6-8 weeks
Bone Marrow	Lavender (EDTA)	3 mL	18-24°C	NEXT GENERATION SEQUENCING (NGS)		
Paraffin Section	Sterile Tube	1 Item	18-24°C	NEXT GENERATION SEQUENCING (NGS)		
Whole Blood	Lavender (EDTA)	3 mL	18-24°C	NEXT GENERATION SEQUENCING (NGS)		
C8392295 5 Alpha Reductase Deficiency, SRD5A2 Gene Sequencing Analysis ²						
Sequencing analysis of SRD5A2 gene (All coding exon)						
Whole Blood	Lavender (EDTA)	3 mL	18-24°C	DNA SEQUENCING	Mon-Sat	4 weeks
C8392265 5-Fluorouracil Sensitivity (DPD Mutation Test) ²						
Predict toxicity and responsiveness of tumor to 5-fluorouracil (5-FU) therapy						
Whole Blood	Lavender (EDTA)	3 mL	18-24°C	DNA SEQUENCING	Mon-Sat	2 weeks

Özel Acibadem Labmed Genetic Diagnosis Center has been accredited by TURKAK according to TS EN ISO 15189 Standard (AB-0001-TL) and by CAP according to Laboratory Accreditation Program Standarts (CAP Number: 9005421, AU-ID: 2105026). Sign (1) shows an accredited test according to the TS EN ISO 15189 standard, sign (2) shows an accredited test according to CAP Laboratory Accreditation Program Standarts, sign (3) shows a test analyzed in a contracted accredited laboratory according to CAP Laboratory Accreditation Program Standarts.

ALPHABETIC TEST LIST

05.02.2024

SPECIMEN TYPE	CONTAINER	VOLUME	TRANSPORT	METHODOLOGY	PERFORMED	REPORTED
---------------	-----------	--------	-----------	-------------	-----------	----------

Tissue Tests

C8616108 C3d-Detection Test- Class I

Serum	Separator Tube	8 mL	2-8°C	LUMINEX ASSAY	Wed 08:00 Fri 08:00	3 days
-------	----------------	------	-------	---------------	------------------------	--------

C8616109 C3d-Detection Test- Class II

Serum	Separator Tube	8 mL	2-8°C	LUMINEX ASSAY	Wed 08:00 Fri 08:00	3 days
-------	----------------	------	-------	---------------	------------------------	--------

C8390026 HLA Donor Specific Antibody

Serum (Recipient) + Whole Blood (ACD) (Donor)	Separator + ACD	8 mL	2-8°C	LUMINEX ASSAY	Wed 08:00 Fri 08:00	3 days
---	-----------------	------	-------	---------------	------------------------	--------

C8630438 Leukocyte Antigen Detection (LAD)

Serum	Separator Tube	8 mL	2-8°C	LUMINEX ASSAY	Mon-Fri 16:00	3 days
-------	----------------	------	-------	---------------	---------------	--------

C8390044 Lymphocyte Cross-Match (CDC)

Serum (Recipient), Whole Blood (Donor and Recipient)	Separator + ACD	8 mL	2-8°C	CDC	Mon-Sat 08:00	Mon-Fri 18:00 Sat 14:00
--	-----------------	------	-------	-----	---------------	----------------------------

C8390024 Lymphocyte Cross-Match (Flow Cytometry)

Serum (Recipient) + Whole Blood (ACD) (Donor)	Separator + ACD	8 mL	2-8°C	FLOW CYTOMETRY	Mon-Sat 08:00	Mon-Fri 18:00 Sat 14:00
---	-----------------	------	-------	----------------	---------------	----------------------------

C8390019 Panel reactive antibody (PRA) class II antigen specific

Serum	Separator Tube	8 mL	2-8°C	LUMINEX ASSAY	Wed 08:00 Fri 08:00	3 days
-------	----------------	------	-------	---------------	------------------------	--------

C8390018 Panel reactive antibody (PRA) class I antigen specific

Serum	Separator Tube	8 mL	2-8°C	LUMINEX ASSAY	Wed 08:00 Fri 08:00	3 days
-------	----------------	------	-------	---------------	------------------------	--------

ALPHABETIC TEST LIST



05.02.2024

SPECIMEN TYPE	CONTAINER	VOLUME	TRANSPORT	METHODOLOGY	PERFORMED	REPORTED
C8390014 PRA (PANEL REACTIVE ANTIBODY) Screen						
Serum	Separator Tube	8 mL	2-8°C	LUMINEX ASSAY	Wed 08:00 Fri 08:00	3 days
C8390017 PRA (PANEL REACTIVE ANTIBODY) Identification						
Serum	Separator Tube	8 mL	2-8°C	LUMINEX ASSAY	Wed 08:00 Fri 08:00	3 days
C8696183 SBT, High Resolution, 4-digits, Donor Screening, 5 loci (HLA A,B,C, DR, DQ)						
Whole Blood (EDTA)	Lavender (EDTA)	2 mL	2-8°C	SBT	Mon-Fri 16:00	14 days
C8389606 SBT, High Resolution, 4-digits, Donor Screening, 6 loci (HLA A,B,C,DR, DQ, DP)						
Buccal Mucosa	Nucliswab	0	2-8°C	SBT	Mon-Fri 16:00	14 days
Whole Blood	Lavender (EDTA)	4.5 mL	2-8°C	SBT		
C8696181 Single Antigen Class I						
Serum	Separator Tube	8 mL	2-8°C	LUMINEX ASSAY	Wed 08:00 Fri 08:00	3 days
C8696180 Single Antigen Class II						
Serum	Separator Tube	8 mL	2-8°C	LUMINEX ASSAY	Wed 08:00 Fri 08:00	3 days
C8390005 SSO, HLA-A,B,DR (Low Resolution)						
Whole Blood	Lavender (EDTA)	2 mL	2-8°C	PCR-SSO	Mon-Fri 16:00	3 days
C8390006 SSO, HLA A (Low Resolution)						
Whole Blood	Lavender (EDTA)	2 mL	2-8°C	PCR-SSO	Mon-Fri 16:00	3 days
C8390007 SSO, HLA B (Low Resolution)						
Whole Blood	Lavender (EDTA)	2 mL	2-8°C	PCR-SSO	Mon-Fri 16:00	3 days
C8390008 SSO, HLA C (Low Resolution)						
Whole Blood	Lavender (EDTA)	2 mL	2-8°C	PCR-SSO	Mon-Fri 16:00	3 days

Acibadem Labmed Medical Laboratory is granted fixed and flexible scope accreditation according to TS EN ISO 15189 by TURKAK (AB-0001-TL). Sign (1) shows accredited tests and sign (2) shows tests analyzed in accredited partner laboratory, Labmed Dortmund MVZ. Sign (3) shows tests analyzed in Central Laboratory.

ALPHABETIC TEST LIST

05.02.2024

SPECIMEN TYPE	CONTAINER	VOLUME	TRANSPORT	METHODOLOGY	PERFORMED	REPORTED
C8390011 SSO, HLA DQB1, DQA1 (Low Resolution)						
Whole Blood	Lavender (EDTA)	2 mL	2-8°C	PCR-SSO	Mon-Fri 16:00	3 days
C8390009 SSO, HLA DR B1 (Low Resolution)						
Whole Blood	Lavender (EDTA)	2 mL	2-8°C	PCR-SSO	Mon-Fri 16:00	3 days
C8390045 SSO,HLA A,B,C,DR,DQ Low Resolution						
Whole Blood	Lavender (EDTA)	2 mL	2-8°C	PCR-SSO	Mon-Fri 16:00	3 days
C8390003 SSO,HLA-A,B,C (Low Resolution)						
Whole Blood	Lavender (EDTA)	2 mL	2-8°C	PCR-SSO	Mon-Fri 16:00	3 days
C8390040 SSO,HLA,A,B,C,DR (Low Resolution)						
Whole Blood	Lavender (EDTA)	2 mL	2-8°C	PCR-SSO	Mon-Fri 16:00	3 days
C8390004 Transplantation - SSO,HLA-DR,DQ (Low Resolution)						
Whole Blood	Lavender (EDTA)	2 mL	2-8°C	PCR-SSO	Mon-Fri 16:00	3 days